


Circuit Ricardo Tormo
Caterham Cup 420R
Free Practice - 1
Provisional Results



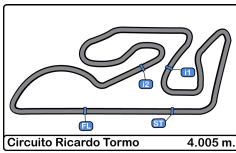
Clas	Nº	Driver	Nat	Team	Nat	Vehicle	Cat	Clas	Laps	Best	Time	Gap	Interval	Km/h
1	29	Moussier Eric	FRA	CCF	FRA		A	1	12	8	1:47.309			134.3
2	1	Jaubert Mathys	FRA	PALM	FRA		A	2	13	5	1:47.411	0.102	0.102	134.2
3	9	Bizet Henri	FRA	PALM	FRA		A	3	11	8	1:47.559	0.250	0.148	134.0
4	30	Gachnang Gary	FRA	PALM	FRA		A	4	14	8	1:47.660	0.351	0.101	133.9
5	23	Wehrten Pascal	FRA	PALM	FRA		B	1	12	9	1:47.752	0.443	0.092	133.8
6	2	Pretin Antoine	FRA	CCF	FRA		A	5	13	12	1:47.898	0.589	0.146	133.6
7	52	Leguem David	FRA	ST ELOI	FRA		A	6	13	12	1:47.952	0.643	0.054	133.5
8	20	Chahinian Franck	FRA	CCF	FRA		A	7	13	11	1:47.957	0.648	0.005	133.5
9	24	Noregral Bruno	FRA	PALM	FRA		A	8	13	9	1:48.228	0.919	0.271	133.2
10	40	Labescat Franck	FRA	CCF	FRA		A	9	12	11	1:48.507	1.198	0.279	132.8
11	35	Gassin Bastien	FRA	ST ELOI	FRA		A	10	13	10	1:48.514	1.205	0.007	132.8
12	12	Griffon Arnaud	FRA	CCF	FRA		A	11	13	10	1:48.589	1.280	0.075	132.7
13	16	Huot Harold	FRA	ROSSELSP	FRA		A	12	13	11	1:48.641	1.332	0.052	132.7
14	75	Pinto Alexandre	FRA	ST ELOI	FRA		A	13	12	8	1:48.818	1.509	0.177	132.4
15	44	Girardot Alain	FRA	CCF	FRA		B	2	12	8	1:48.886	1.577	0.068	132.4
16	59	Clay Tristan	FRA	CCF	FRA		A	14	13	10	1:48.970	1.661	0.084	132.3
17	18	Dallois Jean-Michel	FRA	IND	FRA		A	15	13	11	1:49.150	1.841	0.180	132.0
18	19	Azar Jeremy	FRA	ROSSELSP	FRA		A	16	12	9	1:49.377	2.068	0.227	131.8
19	74	Gossiaux Jean-Philippe	FRA	ST ELOI	FRA		A	17	13	8	1:49.379	2.070	0.002	131.8
20	3	Dallois Pierre-Emmanuel	FRA	IND	FRA		A	18	13	11	1:49.651	2.342	0.272	131.4
21	60	Chatelain Francis	FRA	PALM	FRA		B	3	4	4	1:49.792	2.483	0.141	131.3
22	92	Loi Olivier	FRA	ST ELOI	FRA		A	19	13	10	1:49.828	2.519	0.036	131.2
23	88	Mignatelli Arnaud	FRA	CCF	FRA		A	20	13	8	1:49.849	2.540	0.021	131.2
24	69	Quetaud Philippe	FRA	CCF	FRA		A	21	13	12	1:49.882	2.573	0.033	131.2
25	41	Meignan Pascal	FRA	ST ELOI	FRA		B	4	13	10	1:49.924	2.615	0.042	131.1
26	63	Allaire Frédéric	FRA	ST ELOI	FRA		A	22	13	9	1:50.025	2.716	0.101	131.0
27	11	Schmied Remy	FRA	IND	FRA		A	23	13	12	1:50.561	3.252	0.536	130.4
28	26	Delaisse François Clement	FRA	CCF	FRA		A	24	13	12	1:50.782	3.473	0.221	130.1
29	98	Guerin Olivier	FRA	CCF	FRA		A	25	13	12	1:50.916	3.607	0.134	129.9
30	32	Mignatelli Jean-Pierre	FRA	CCF	FRA		B	5	12	11	1:51.053	3.744	0.137	129.8
31	68	Antoni Christophe	FRA	IND	FRA		A	26	13	12	1:51.065	3.756	0.012	129.8
32	15	Cordel Hervé	FRA	CCF	FRA		B	6	12	11	1:51.311	4.002	0.246	129.5
33	25	Massoutre Olivier	FRA	CCF	FRA		B	7	13	12	1:51.351	4.042	0.040	129.4
34	76	Gossiaux Philippe	FRA	ST ELOI	FRA		B	8	12	11	1:51.485	4.176	0.134	129.3
35	8	Senard Patrick	FRA	CCF	FRA		B	9	12	11	1:52.052	4.743	0.567	128.6
36	211	Trotin Arnaud	FRA	ROSSELSP	FRA		A	27	11	5	1:52.376	5.067	0.324	128.3
37	38	Boueix Claude	FRA	DOG RACING	FRA		B	10	12	11	1:54.510	7.201	2.134	125.9

Published at:.....

Track Temp: 26.2 °C Air Temp: 21.1 °C Humidity: 51 % Track Status: DRY

Stewards:	Race Director:	Timekeeper: 
------------------	-----------------------	---





Circuit Ricardo Tormo
Caterham Cup 420R
Free Practice - 1
Provisional Results by Category



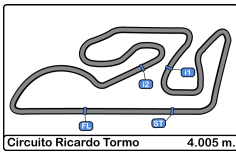
Clas	Nº	Driver	Nat	Team	Nat	Vehicle	Cat	Clas	Laps	Best	Time	Gap	Interval	Km/h
A														
1	29	Moussier Eric	FRA	CCF	FRA		A	1	12	8	1:47.309			134.3
2	1	Jaubert Mathys	FRA	PALM	FRA		A	2	13	5	1:47.411	0.102	0.102	134.2
3	9	Bizet Henri	FRA	PALM	FRA		A	3	11	8	1:47.559	0.250	0.148	134.0
4	30	Gachnang Gary	FRA	PALM	FRA		A	4	14	8	1:47.660	0.351	0.101	133.9
5	2	Pretin Antoine	FRA	CCF	FRA		A	5	13	12	1:47.898	0.589	0.238	133.6
6	52	Leguem David	FRA	ST ELOI	FRA		A	6	13	12	1:47.952	0.643	0.054	133.5
7	20	Chahinian Franck	FRA	CCF	FRA		A	7	13	11	1:47.957	0.648	0.005	133.5
8	24	Noregral Bruno	FRA	PALM	FRA		A	8	13	9	1:48.228	0.919	0.271	133.2
9	40	Labescat Franck	FRA	CCF	FRA		A	9	12	11	1:48.507	1.198	0.279	132.8
10	35	Gassin Bastien	FRA	ST ELOI	FRA		A	10	13	10	1:48.514	1.205	0.007	132.8
11	12	Griffon Arnaud	FRA	CCF	FRA		A	11	13	10	1:48.589	1.280	0.075	132.7
12	16	Huot Harold	FRA	ROSSELSP	FRA		A	12	13	11	1:48.641	1.332	0.052	132.7
13	75	Pinto Alexandre	FRA	ST ELOI	FRA		A	13	12	8	1:48.818	1.509	0.177	132.4
14	59	Clay Tristan	FRA	CCF	FRA		A	14	13	10	1:48.970	1.661	0.152	132.3
15	18	Dallois Jean-Michel	FRA	IND	FRA		A	15	13	11	1:49.150	1.841	0.180	132.0
16	19	Azar Jeremy	FRA	ROSSELSP	FRA		A	16	12	9	1:49.377	2.068	0.227	131.8
17	74	Gossiaux Jean-Philippe	FRA	ST ELOI	FRA		A	17	13	8	1:49.379	2.070	0.002	131.8
18	3	Dallois Pierre-Emmanuel	FRA	IND	FRA		A	18	13	11	1:49.651	2.342	0.272	131.4
19	92	Loi Olivier	FRA	ST ELOI	FRA		A	19	13	10	1:49.828	2.519	0.177	131.2
20	88	Mignatelli Arnaud	FRA	CCF	FRA		A	20	13	8	1:49.849	2.540	0.021	131.2
21	69	Quetaud Philippe	FRA	CCF	FRA		A	21	13	12	1:49.882	2.573	0.033	131.2
22	63	Allaire Frédéric	FRA	ST ELOI	FRA		A	22	13	9	1:50.025	2.716	0.143	131.0
23	11	Schmied Remy	FRA	IND	FRA		A	23	13	12	1:50.561	3.252	0.536	130.4
24	26	Delaisse François Clement	FRA	CCF	FRA		A	24	13	12	1:50.782	3.473	0.221	130.1
25	98	Guerin Olivier	FRA	CCF	FRA		A	25	13	12	1:50.916	3.607	0.134	129.9
26	68	Antoni Christophe	FRA	IND	FRA		A	26	13	12	1:51.065	3.756	0.149	129.8
27	211	Trotin Arnaud	FRA	ROSSELSP	FRA		A	27	11	5	1:52.376	5.067	1.311	128.3
B														
1	23	Wehrlen Pascal	FRA	PALM	FRA		B	1	12	9	1:47.752			133.8
2	44	Girardot Alain	FRA	CCF	FRA		B	2	12	8	1:48.886	1.134	1.134	132.4
3	60	Chatelain Francis	FRA	PALM	FRA		B	3	4	4	1:49.792	2.040	0.906	131.3
4	41	Meignan Pascal	FRA	ST ELOI	FRA		B	4	13	10	1:49.924	2.172	0.132	131.1
5	32	Mignatelli Jean-Pierre	FRA	CCF	FRA		B	5	12	11	1:51.053	3.301	1.129	129.8
6	15	Cordel Hervé	FRA	CCF	FRA		B	6	12	11	1:51.311	3.559	0.258	129.5
7	25	Massoutre Olivier	FRA	CCF	FRA		B	7	13	12	1:51.351	3.599	0.040	129.4
8	76	Gossiaux Philippe	FRA	ST ELOI	FRA		B	8	12	11	1:51.485	3.733	0.134	129.3
9	8	Senard Patrick	FRA	CCF	FRA		B	9	12	11	1:52.052	4.300	0.567	128.6
10	38	Boueix Claude	FRA	DOG RACING	FRA		B	10	12	11	1:54.510	6.758	2.458	125.9

Published at:.....

Track Temp: 26.2 °C Air Temp: 21.1 °C Humidity: 51 % Track Status: DRY

Stewards:	Race Director:	Timekeeper:
------------------	-----------------------	------------------------





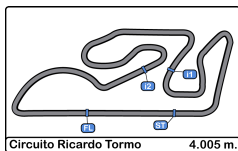
Circuit Ricardo Tormo
Caterham Cup 420R
Free Practice - 1
Lap Analysis



1 Jaubert Mathys							8 Senard Patrick								
A							PALM B								
Lap	D	Time	Sector 1	Sector 2	Sector 3	T. Spd	Elapsed	Lap	D	Time	Sector 1	Sector 2	Sector 3	T. Spd	Elapsed
1		10:22:26.380	10:21:12.524	42.515	31.341		10:22:26.380	1		10:23:20.875	10:22:00.468	45.333	35.074		10:23:20.875
2		1:50.379	42.362	37.821	30.196	200.0	10:24:16.759	2		2:02.219	45.405	42.992	33.822	198.8	10:25:23.094
3		1:48.513	40.715	37.909	29.889	202.8	10:26:05.272	3		1:57.777	44.077	41.848	31.852	201.6	10:27:20.871
4		1:48.210	40.774	37.532	29.904	203.9	10:27:53.482	4		1:56.565	43.438	41.213	31.914	203.9	10:29:17.436
5		1:47.411	40.395	37.370	29.646	203.9	10:29:40.893	5		1:55.261	44.056	39.816	31.389	202.8	10:31:12.697
6		2:02.818 P	40.403	37.731	44.684	205.1	10:31:43.711	6		2:29.204 P	52.044	42.002	55.158	161.4	10:33:41.901
7		3:51.141	2:43.561	37.567	30.013		10:35:34.852	7		3:36.171	2:23.112	40.761	32.298		10:37:18.072
8		1:48.017	40.609	37.550	29.858	202.2	10:37:22.869	8		1:53.898	42.711	39.275	31.912	202.8	10:39:11.970
9		1:47.780	40.243	37.386	30.151	205.1	10:39:10.649	9		1:52.472	42.267	38.916	31.289	211.7	10:41:04.442
10		1:53.193	40.000	39.978	33.215	207.4	10:41:03.842	10		1:52.838	41.987	39.171	31.680	205.1	10:42:57.280
11		1:47.468	40.090	37.498	29.880	206.8	10:42:51.310	11		1:52.052	42.643	38.610	30.799	206.8	10:44:49.332
12		1:47.526	40.284	37.593	29.649	211.7	10:44:38.836	12		2:03.037 P	42.238	38.718	42.081	203.9	10:46:52.369
13		1:55.754 P	40.284	37.392	38.078	204.5	10:46:34.590								

2 Pretin Antoine							9 Bizet Henri								
A							PALM								
Lap	D	Time	Sector 1	Sector 2	Sector 3	T. Spd	Elapsed	Lap	D	Time	Sector 1	Sector 2	Sector 3	T. Spd	Elapsed
1		10:22:55.924	10:21:37.570	43.661	34.693		10:22:55.924	1		10:22:26.672	10:21:10.471	45.318	30.883		10:22:26.672
2		1:53.178	43.044	38.791	31.343	204.5	10:24:49.102	2		1:50.837	42.517	38.264	30.056	201.6	10:24:17.509
3		1:50.302	41.872	38.332	30.098	214.9	10:26:39.404	3		1:49.394	41.170	38.075	30.149	208.6	10:26:06.903
4		1:49.348	41.211	38.185	29.952	205.7	10:28:28.752	4		1:48.714	40.908	37.910	29.896	208.6	10:27:55.617
5		1:48.701	40.897	37.798	30.006	207.4	10:30:17.453	5		1:48.294	40.587	37.977	29.730	208.0	10:29:43.911
6		2:29.302 P	41.259	40.233	1:07.810	214.2	10:32:46.755	6		2:01.432 P	40.714	38.385	42.333	207.4	10:31:45.343
7		4:18.187	3:08.506	38.263	31.418		10:37:04.942	7		3:50.831	2:42.889	37.957	29.985		10:35:36.174
8		1:48.867	41.000	37.865	30.002	202.2	10:38:53.809	8		1:47.559	40.381	37.562	29.616	208.0	10:37:23.733
9		1:48.646	41.008	37.995	29.643	204.5	10:40:42.455	9		1:47.641	40.174	37.517	29.950	211.7	10:39:11.374
10		1:48.376	40.639	38.020	29.717	205.7	10:42:30.831	10		1:54.086 P	40.433	37.896	35.757	211.7	10:41:05.460
11		1:47.986	40.421	37.820	29.745	206.8	10:44:18.817	11		5:32.810 P	4:13.274	40.807	38.729		10:46:38.270
12		1:47.898	40.653	37.570	29.675	205.7	10:46:06.715								
13		2:41.206 P	50.207	54.568	56.431	208.6	10:48:47.921								

3 Dallois Pierre-Emmanuel							11 Schmied Remy								
A							IND								
Lap	D	Time	Sector 1	Sector 2	Sector 3	T. Spd	Elapsed	Lap	D	Time	Sector 1	Sector 2	Sector 3	T. Spd	Elapsed
1		10:22:57.960	10:21:39.536	44.393	34.031		10:22:57.960	1		10:22:48.440	10:21:31.533	44.955	31.952		10:22:48.440
2		1:54.153	43.495	39.588	31.070	206.3	10:24:52.113	2		1:53.276	42.357	39.502	31.417	204.5	10:24:41.716
3		1:53.140	42.803	38.938	31.399	211.1	10:26:45.253	3		1:52.799	42.524	39.550	30.725	208.0	10:26:34.515
4		1:54.147	44.129	39.001	31.017	206.3	10:28:39.400	4		1:51.091	41.846	38.640	30.605	208.0	10:28:25.606
5		1:52.235	41.990	38.896	31.349	215.5	10:30:31.635	5		1:51.255	41.892	38.843	30.520	206.3	10:30:16.861
6		2:41.052 P	42.462	48.261	1:10.329	205.1	10:33:12.687	6		2:36.648 P	42.606	42.235	1:11.807	207.4	10:32:53.509
7		2:59.293	1:47.994	39.746	31.553		10:36:11.980	7		3:49.297	2:38.804	39.403	31.090		10:36:42.806
8		1:50.993	42.637	38.101	30.255	203.9	10:38:02.973	8		1:51.160	41.988	38.431	30.741	200.5	10:38:33.966
9		1:51.388	41.192	38.712	31.484	209.3	10:39:54.361	9		2:02.773	53.408	38.790	30.575	201.1	10:40:36.739
10		1:50.106	41.237	38.514	30.355	208.6	10:41:44.467	10		1:51.118	41.807	38.549	30.762	202.8	10:42:27.857
11		1:49.651	41.228	38.368	30.055	210.5	10:43:34.118	11		1:51.241	41.802	38.806	30.633	203.3	10:44:19.098
12		1:56.062	44.316	41.331	30.415	215.5	10:45:30.180	12		1:50.561	41.659	38.352	30.550	206.3	10:46:09.659
13		2:20.358 P	44.192	45.313	50.853	204.5	10:47:50.538	13		2:39.865 P	48.181	54.509	57.175	205.1	10:48:49.524



Circuit Ricardo Tormo
Caterham Cup 420R
Free Practice - 1
Lap Analysis



12

Griffon Arnaud

A

CCF

A

IND

Lap D	Time	Sector 1	Sector 2	Sector 3	T. Spd	Elapsed	Lap D	Time	Sector 1	Sector 2	Sector 3	T. Spd	Elapsed
1	10:22:31.834	10:21:13.897	46.224	31.713		10:22:31.834	1	10:23:00.325	10:21:40.472	44.238	35.615		10:23:00.325
2	1:51.444	42.745	38.603	30.096	206.8	10:24:23.278	2	1:56.469	45.662	38.629	32.178	132.8	10:24:56.794
3	1:50.699	41.045	39.048	30.606	210.5	10:26:13.977	3	1:50.186	41.612	38.559	30.015	204.5	10:26:46.980
4	1:50.583	41.951	38.148	30.484	211.7	10:28:04.560	4	1:50.642	40.954	38.552	31.136	210.5	10:28:37.622
5	1:50.606	41.048	38.464	31.094	210.5	10:29:55.166	5	1:50.052	41.715	38.340	29.997	215.5	10:30:27.674
6	2:15.149 P	41.217	38.377	55.555	204.5	10:32:10.315	6	2:36.098 P	41.136	47.802	1:07.160	211.7	10:33:03.772
7	3:41.278	2:32.036	38.059	31.183		10:35:51.593	7	2:56.493	1:47.772	38.632	30.089		10:36:00.265
8	1:49.025	40.915	37.857	30.253	205.7	10:37:40.618	8	1:49.185	40.829	38.266	30.090	203.9	10:37:49.450
9	1:49.132	41.052	38.190	29.890	209.3	10:39:29.750	9	1:49.929	40.582	38.919	30.428	206.8	10:39:39.379
10	1:48.589	40.627	37.832	30.130	208.0	10:41:18.339	10	1:49.272	40.890	38.414	29.968	205.7	10:41:28.651
11	1:53.152	41.740	41.065	30.347	209.3	10:43:11.491	11	1:49.150	41.112	38.191	29.847	207.4	10:43:17.801
12	1:50.269	40.578	38.432	31.259	208.0	10:45:01.760	12	1:51.241	41.401	39.059	30.781	209.9	10:45:09.042
13	2:10.976 P	40.737	38.457	51.782	210.5	10:47:12.736	13	2:46.576 P	1:05.904	45.232	55.440	214.2	10:47:55.618

18

Dallois Jean-Michel

15

Cordel Hervé

B

CCF

A

ROSSELSP

Lap D	Time	Sector 1	Sector 2	Sector 3	T. Spd	Elapsed	Lap D	Time	Sector 1	Sector 2	Sector 3	T. Spd	Elapsed
1	10:22:35.473	10:21:17.094	46.328	32.051		10:22:35.473	1	10:22:47.048	10:21:31.617	43.114	32.317		10:22:47.048
2	1:57.215	44.129	41.470	31.616	202.8	10:24:32.688	2	1:52.680	42.762	39.378	30.540	204.5	10:24:39.728
3	1:54.420	43.897	39.191	31.332	206.3	10:26:27.108	3	1:50.244	41.521	38.593	30.130	208.0	10:26:29.972
4	1:51.556	41.894	38.659	31.003	208.6	10:28:18.664	4	1:49.535	41.067	38.466	30.002	218.1	10:28:19.507
5	1:52.761	41.913	39.905	30.943	213.6	10:30:11.425	5	1:59.545 P	41.223	38.690	39.632	211.1	10:30:19.052
6	2:30.082 P	41.723	43.311	1:05.048	206.8	10:32:41.507	6	6:46.623	5:36.806	38.707	31.110		10:37:05.675
7	5:58.033	4:48.537	38.821	30.675		10:38:39.540	7	1:49.711	40.824	38.756	30.131	210.5	10:38:55.386
8	1:51.442	41.682	39.183	30.577	205.1	10:40:30.982	8	1:49.469	40.905	38.557	30.007	208.6	10:40:44.855
9	1:51.764	42.076	39.159	30.529	208.0	10:42:22.746	9	1:49.377	40.756	38.557	30.064	207.4	10:42:34.232
10	1:51.472	41.797	39.320	30.355	205.1	10:44:14.218	10	1:49.663	41.435	38.182	30.046	206.8	10:44:23.895
11	1:51.311	41.944	38.849	30.518	205.7	10:46:05.529	11	1:49.412	40.845	38.265	30.302	208.0	10:46:13.307
12	2:38.815 P	49.834	54.891	54.090	206.3	10:48:44.344	12	2:38.156 P	45.414	54.883	57.859	206.8	10:48:51.463

19

Azar Jeremy

16

Huot Harold

A

ROSSELSP

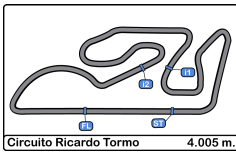
A

CCF

Lap D	Time	Sector 1	Sector 2	Sector 3	T. Spd	Elapsed	Lap D	Time	Sector 1	Sector 2	Sector 3	T. Spd	Elapsed
1	10:22:47.494	10:21:32.037	43.355	32.102		10:22:47.494	1	10:22:31.107	10:21:13.582	46.180	31.345		10:22:31.107
2	1:53.403	42.945	39.422	31.036	205.1	10:24:40.897	2	1:51.723	42.933	38.631	30.159	203.9	10:24:22.830
3	1:50.401	41.703	38.453	30.245	208.0	10:26:31.298	3	1:50.544	41.340	38.662	30.542	208.6	10:26:13.374
4	1:51.033	41.592	39.144	30.297	210.5	10:28:22.331	4	1:49.594	41.773	37.867	29.954	211.1	10:28:02.968
5	1:51.134	41.380	38.656	31.098	214.2	10:30:13.465	5	2:01.178	41.391	50.007	29.780	205.7	10:30:04.146
6	2:22.252 P	42.346	41.729	58.177	203.9	10:32:35.717	6	2:11.546 P	40.754	38.205	52.587	210.5	10:32:15.692
7	4:30.991	3:20.580	38.752	31.659		10:37:06.708	7	3:36.765	2:26.967	38.112	31.686		10:35:52.457
8	1:51.586	42.717	38.576	30.293	212.3	10:38:58.294	8	1:48.386	40.637	37.786	29.963	209.3	10:37:40.843
9	1:49.443	41.081	38.248	30.114	204.5	10:40:47.737	9	1:59.915	48.266	39.571	32.078	216.8	10:39:40.758
10	1:49.152	40.960	38.142	30.050	206.8	10:42:36.889	10	1:48.107	40.636	37.812	29.659	209.9	10:41:28.865
11	1:48.641	40.815	38.159	29.667	205.7	10:44:25.530	11	1:47.957	40.417	37.908	29.632	218.1	10:43:16.822
12	1:49.214	40.949	38.361	29.904	209.3	10:46:14.744	12	1:50.656	41.691	39.163	29.802	214.2	10:45:07.478
13	2:38.187 P	44.478	55.003	58.706	207.4	10:48:52.931	13	2:11.674 P	40.541	38.097	53.036	208.6	10:47:19.152

20

Chahinian Franck



Circuit Ricardo Tormo
Caterham Cup 420R
Free Practice - 1
Lap Analysis



23

Wehrlen Pascal

B

PALM

A

CCF

Lap	D	Time	Sector 1	Sector 2	Sector 3	T. Spd	Elapsed
1		10:22:28.682	10:21:11.138	46.490	31.054		10:22:28.682
2		1:51.242	42.688	37.942	30.612	209.9	10:24:19.924
3		1:48.928	40.811	38.022	30.095	213.0	10:26:08.852
4		1:48.239	40.867	37.541	29.831	207.4	10:27:57.091
5		1:48.381	40.475	38.046	29.860	210.5	10:29:45.472
6		2:03.558 P	40.645	37.923	44.990	208.0	10:31:49.030
7		3:51.977	2:43.790	38.117	30.070		10:35:41.007
8		1:48.088	40.488	37.571	30.029	225.7	10:37:29.095
9		1:47.752	40.312	37.589	29.851	209.9	10:39:16.847
10		1:48.243	40.572	37.763	29.908	213.0	10:41:05.090
11		2:07.312	48.097	49.304	29.911	212.3	10:43:12.402
12		1:59.110 P	40.161	37.738	41.211	209.9	10:45:11.512

26

Delaisse François Clement

A

CCF

Lap	D	Time	Sector 1	Sector 2	Sector 3	T. Spd	Elapsed
1		10:23:09.733	10:21:49.535	45.585	34.613		10:23:09.733
2		1:57.993	44.862	41.181	31.950	205.7	10:25:07.726
3		1:55.046	43.474	40.529	31.043	203.9	10:27:02.772
4		1:53.075	42.830	39.153	31.092	205.1	10:28:55.847
5		1:53.997	43.894	39.381	30.722	201.6	10:30:49.844
6		2:27.956 P	47.250	44.084	56.622	203.9	10:33:17.800
7		2:59.003	1:48.241	39.218	31.544		10:36:16.803
8		1:54.545	42.974	40.382	31.189	198.3	10:38:11.348
9		1:53.103	42.640	39.740	30.723	191.4	10:40:04.451
10		1:52.473	41.457	40.355	30.661	208.6	10:41:56.924
11		1:51.953	41.951	39.554	30.448	202.8	10:43:48.877
12		1:50.782	41.559	38.795	30.428	206.3	10:45:39.659
13		2:26.445 P	42.177	49.739	54.529	206.8	10:48:06.104

24

Noregral Bruno

A

PALM

Lap	D	Time	Sector 1	Sector 2	Sector 3	T. Spd	Elapsed
1		10:22:29.704	10:21:12.725	46.138	30.841		10:22:29.704
2		1:51.338	41.916	39.440	29.982	213.0	10:24:21.042
3		1:58.511	41.152	46.492	30.867	208.0	10:26:19.553
4		1:48.979	40.765	38.232	29.982	205.1	10:28:08.532
5		1:50.538	40.912	37.732	31.894	209.9	10:29:59.070
6		2:13.000 P	40.386	38.471	54.143	206.3	10:32:12.070
7		3:26.740	2:18.957	37.965	29.818		10:35:38.810
8		1:49.335	40.399	38.715	30.221	205.7	10:37:28.145
9		1:48.228	40.275	37.939	30.014	205.7	10:39:16.373
10		1:50.849	42.580	38.497	29.772	206.3	10:41:07.222
11		1:49.271	40.390	38.565	30.316	206.8	10:42:56.493
12		1:48.273	40.255	38.180	29.838	204.5	10:44:44.766
13		1:59.726 P	40.387	40.062	39.277	205.7	10:46:44.492

29

Moussier Eric

A

CCF

Lap	D	Time	Sector 1	Sector 2	Sector 3	T. Spd	Elapsed
1		10:22:15.444	10:21:03.730	40.757	30.957		10:22:15.444
2		1:51.577	42.621	38.434	30.522	198.8	10:24:07.021
3		1:50.868	42.170	38.157	30.541	201.6	10:25:57.889
4		1:49.172	40.899	37.905	30.368	202.2	10:27:47.061
5		1:49.342	40.807	38.250	30.285	202.8	10:29:36.403
6		2:20.924 P	42.700	50.904	47.320	203.3	10:31:57.327
7		3:45.298	2:37.019	38.115	30.164		10:35:42.625
8		1:47.309	40.058	37.670	29.581	207.4	10:37:29.934
9		1:47.344	40.315	37.369	29.660	211.1	10:39:17.278
10		1:55.633 P	40.493	37.925	37.215	213.6	10:41:12.911
11		4:00.887	2:47.218	44.063	29.606		10:45:13.798
12		2:11.207 P	41.258	37.604	52.345	205.1	10:47:25.005

25

Massoutre Olivier

B

CCF

Lap	D	Time	Sector 1	Sector 2	Sector 3	T. Spd	Elapsed
1		10:22:51.655	10:21:30.737	47.494	33.424		10:22:51.655
2		1:55.674	45.020	39.310	31.344	201.6	10:24:47.329
3		1:54.088	43.492	39.403	31.193	204.5	10:26:41.417
4		1:58.997	42.995	42.857	33.145	206.3	10:28:40.414
5		1:54.112	43.302	39.047	31.763	208.6	10:30:34.526
6		2:36.463 P	41.971	43.852	1:10.640	205.1	10:33:10.989
7		2:51.027	1:40.421	39.345	31.261		10:36:02.016
8		1:52.939	42.263	39.762	30.914	206.3	10:37:54.955
9		2:03.455	41.871	50.246	31.338	208.6	10:39:58.410
10		1:52.402	41.921	39.203	31.278	205.7	10:41:50.812
11		1:55.603	42.381	41.647	31.575	204.5	10:43:46.415
12		1:51.351	41.624	38.992	30.735	206.3	10:45:37.766
13		2:25.719 P	41.848	45.600	58.271	206.8	10:48:03.485

30

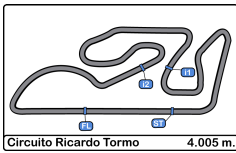
Gachnang Gary

A

PALM

Lap	D	Time	Sector 1	Sector 2	Sector 3	T. Spd	Elapsed
1		10:22:27.222	10:21:11.816	44.582	30.824		10:22:27.222
2		1:51.183	42.937	38.091	30.155	208.6	10:24:18.405
3		1:49.015	41.016	37.953	30.046	207.4	10:26:07.420
4		1:48.840	40.825	38.340	29.675	210.5	10:27:56.260
5		1:49.610	40.708	38.621	30.281	209.9	10:29:45.870
6		2:00.603 P	40.635	38.356	41.612	212.3	10:31:46.473
7		3:50.213	2:42.231	38.023	29.959		10:35:36.686
8		1:47.660	40.309	37.758	29.593	210.5	10:37:24.346
9		1:47.685	40.141	37.544	30.000	211.1	10:39:12.031
10		1:49.558	41.242	38.330	29.986	209.9	10:41:01.589
11		1:49.156	40.887	37.998	30.271	202.2	10:42:50.745
12		1:49.106	40.615	38.741	29.750	200.5	10:44:39.851
13		1:47.618	40.231	37.870	29.517	206.8	10:46:27.469
14		2:26.571 P	42.446	44.924	59.201	193.0	10:48:54.040





Circuit Ricardo Tormo
Caterham Cup 420R
Free Practice - 1
Lap Analysis



32

Mignatelli Jean-Pierre

40

Labescat Franck

B						CCF		A						CCF	
Lap	D	Time	Sector 1	Sector 2	Sector 3	T. Spd	Elapsed	Lap	D	Time	Sector 1	Sector 2	Sector 3	T. Spd	Elapsed
1		10:22:54.283	10:21:33.818	46.460	34.005		10:22:54.283	1		10:23:07.708	10:21:51.033	43.441	33.234		10:23:07.708
2		1:56.375	44.153	40.785	31.437	176.9	10:24:50.658	2		1:52.200	42.762	38.512	30.926	199.4	10:24:59.908
3		1:53.148	42.501	39.112	31.535	211.7	10:26:43.806	3		1:50.517	41.681	38.533	30.303	206.3	10:26:50.425
4		1:55.237	42.176	40.026	33.035	206.3	10:28:39.043	4		1:50.150	40.995	38.474	30.681	206.8	10:28:40.575
5		1:56.924	41.893	39.039	35.992	207.4	10:30:35.967	5		2:00.339	42.611	46.479	31.249	214.9	10:30:40.914
6		2:22.011 P	41.979	39.763	1:00.269	200.5	10:32:57.978	6		2:25.386 P	41.047	39.196	1:05.143	204.5	10:33:06.300
7		4:10.011	2:52.154	39.639	38.218		10:37:07.989	7		4:02.393	2:53.939	38.113	30.341		10:37:08.693
8		1:54.485	43.018	39.524	31.943	206.8	10:39:02.474	8		1:58.722	45.802	40.131	32.789	211.1	10:39:07.415
9		2:32.796	43.280	1:16.101	33.415	205.7	10:41:35.270	9		2:01.229	40.965	50.503	29.761	205.1	10:41:08.644
10		1:52.062	41.767	39.006	31.289	207.4	10:43:27.332	10		1:48.939	40.763	38.253	29.923	208.6	10:42:57.583
11		1:51.053	41.554	38.879	30.620	202.8	10:45:18.385	11		1:48.507	40.440	38.266	29.801	216.8	10:44:46.090
12		2:15.591 P	42.676	39.221	53.694	205.1	10:47:33.976	12		1:55.986 P	40.298	38.156	37.532	208.6	10:46:42.076

35

Gassin Bastien

41

Meignan Pascal

A						ST ELOI		B						ST ELOI	
Lap	D	Time	Sector 1	Sector 2	Sector 3	T. Spd	Elapsed	Lap	D	Time	Sector 1	Sector 2	Sector 3	T. Spd	Elapsed
1		10:22:39.655	10:21:23.946	43.000	32.709		10:22:39.655	1		10:22:38.196	10:21:19.592	45.003	33.601		10:22:38.196
2		1:54.873	42.408	40.473	31.992	206.8	10:24:34.528	2		1:53.877	42.711	39.639	31.527	204.5	10:24:32.073
3		1:50.421	41.339	38.422	30.660	211.7	10:26:24.949	3		1:52.530	42.231	39.047	31.252	203.3	10:26:24.603
4		1:48.973	41.196	38.020	29.757	208.0	10:28:13.922	4		1:51.591	42.295	38.515	30.781	205.1	10:28:16.194
5		1:49.179	41.112	38.220	29.847	201.6	10:30:03.101	5		1:51.037	41.805	38.724	30.508	207.4	10:30:07.231
6		2:10.797 P	40.674	37.927	52.196	205.1	10:32:13.898	6		2:16.338 P	41.502	38.953	55.883	206.8	10:32:23.569
7		3:25.459	2:17.862	37.765	29.832		10:35:39.357	7		3:21.317	2:12.222	38.785	30.310		10:35:44.886
8		2:07.842	40.412	57.501	29.929		10:37:47.199	8		1:51.084	41.496	39.229	30.359	207.4	10:37:35.970
9		1:49.001	41.171	37.862	29.968	203.9	10:39:36.200	9		1:50.972	41.409	38.685	30.878	210.5	10:39:26.942
10		1:48.514	40.634	37.885	29.995	205.7	10:41:24.714	10		1:49.924	41.214	38.477	30.233	215.5	10:41:16.866
11		1:50.068	41.493	38.151	30.424	210.5	10:43:14.782	11		1:51.671	41.578	39.300	30.793	210.5	10:43:08.537
12		1:48.694	40.736	37.807	30.151	204.5	10:45:03.476	12		1:52.260	41.611	39.276	31.373	205.1	10:45:00.797
13		2:07.643 P	40.292	37.559	49.792	206.3	10:47:11.119	13		2:09.177 P	41.227	38.545	49.405	211.7	10:47:09.974

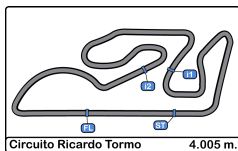
38

Boueix Claude

44

Girardot Alain

B						DOG RACING		B						CCF	
Lap	D	Time	Sector 1	Sector 2	Sector 3	T. Spd	Elapsed	Lap	D	Time	Sector 1	Sector 2	Sector 3	T. Spd	Elapsed
1		10:23:08.728	10:21:48.485	44.776	35.467		10:23:08.728	1		10:24:39.838	10:23:19.439	46.453	33.946		10:24:39.838
2		2:00.491	44.999	41.172	34.320	202.8	10:25:09.219	2		1:54.018	43.953	39.623	30.442	196.7	10:26:33.856
3		1:59.630	45.815	40.716	33.099	202.8	10:27:08.849	3		1:49.400	41.351	38.226	29.823	208.0	10:28:23.256
4		2:02.978	44.853	41.621	36.504	200.5	10:29:11.827	4		1:50.143	41.542	38.102	30.499	212.3	10:30:13.399
5		2:02.696	50.898	39.993	31.805	130.9	10:31:14.523	5		2:12.851 P	41.132	38.911	52.808	209.9	10:32:26.250
6		2:29.471 P	52.075	42.571	54.825	151.8	10:33:43.994	6		3:26.260	2:17.896	38.123	30.241		10:35:52.510
7		3:22.303	2:01.219	42.777	38.307		10:37:06.297	7		1:48.958		2:27.382	29.940	206.3	10:37:41.468
8		1:55.030	44.282	39.394	31.354	203.3	10:39:01.327	8		1:48.886	40.967	37.990	29.929	213.6	10:39:30.354
9		2:14.390	45.098	56.735	32.557	201.1	10:41:15.717	9		1:49.207	41.025	37.966	30.216	211.7	10:41:19.561
10		1:59.028	45.287	42.123	31.618	198.8	10:43:14.745	10		1:49.586	40.938	38.596	30.052	209.9	10:43:09.147
11		1:54.510	43.569	39.029	31.912	200.5	10:45:09.255	11		1:51.286	41.596	38.821	30.869	211.1	10:45:00.433
12		2:14.756 P	42.797	39.458	52.501	202.8	10:47:24.011	12		2:06.919 P	41.050	38.064	47.805	204.5	10:47:07.352



Circuit Ricardo Tormo
Caterham Cup 420R
Free Practice - 1
Lap Analysis



52 Leguem David **68** Antoni Christophe

A						ST ELOI					A					IND
Lap	D	Time	Sector 1	Sector 2	Sector 3	T. Spd	Elapsed	Lap	D	Time	Sector 1	Sector 2	Sector 3	T. Spd	Elapsed	
1		10:22:48.970	10:21:32.258	44.590	32.122		10:22:48.970	1		10:22:38.788	10:21:18.478	47.657	32.653		10:22:38.788	
2		1:52.824	42.302	39.469	31.053	208.6	10:24:41.794	2		1:55.466	43.004	40.400	32.062	206.8	10:24:34.254	
3		1:50.139	41.768	38.237	30.134	209.9	10:26:31.933	3		1:53.470	43.077	38.948	31.445	205.1	10:26:27.724	
4		1:50.184	41.166	38.623	30.395	211.1	10:28:22.117	4		1:52.125	42.565	38.828	30.732	209.9	10:28:19.849	
5		1:50.451	40.879	38.684	30.888	213.6	10:30:12.568	5		1:51.993	41.542	39.460	30.991	210.5	10:30:11.842	
6		2:19.779 P	41.174	39.592	59.013	209.9	10:32:32.347	6		2:31.476 P	41.702	43.233	1:06.541	210.5	10:32:43.318	
7		3:12.889	2:04.230	38.364	30.295		10:35:45.236	7		3:13.684	2:03.326	39.714	30.644		10:35:57.002	
8		1:49.865	41.476	38.300	30.089	213.0	10:37:35.101	8		1:52.540	42.311	39.179	31.050	202.2	10:37:49.542	
9		1:48.710	40.867	37.893	29.950	205.1	10:39:23.811	9		1:51.179	41.676	38.779	30.724	203.9	10:39:40.721	
10		1:49.386	40.689	38.659	30.038	204.5	10:41:13.197	10		1:51.894	41.866	39.331	30.697	207.4	10:41:32.615	
11		1:48.258	40.540	37.864	29.854	205.7	10:43:01.455	11		1:51.933	41.839	39.379	30.715	202.8	10:43:24.548	
12		1:47.952	40.578	37.730	29.644	205.1	10:44:49.407	12		1:51.065	41.821	38.849	30.395	202.8	10:45:15.613	
13		1:58.936 P	40.573	37.952	40.411	209.3	10:46:48.343	13		2:23.341 P	42.464	51.723	49.154	209.3	10:47:38.954	

59 Clay Tristan **69** Quetaud Philippe

A						CCF					A					CCF
Lap	D	Time	Sector 1	Sector 2	Sector 3	T. Spd	Elapsed	Lap	D	Time	Sector 1	Sector 2	Sector 3	T. Spd	Elapsed	
1		10:22:29.585	10:21:11.912	46.318	31.355		10:22:29.585	1		10:22:52.793	10:21:31.195	47.911	33.687		10:22:52.793	
2		1:52.459	43.102	38.868	30.489	203.3	10:24:22.044	2		1:55.992	44.413	39.768	31.811	196.7	10:24:48.785	
3		1:50.879	41.675	38.822	30.382	207.4	10:26:12.923	3		1:53.404	42.974	39.440	30.990	208.0	10:26:42.189	
4		1:50.875	42.652	38.025	30.198	203.9	10:28:03.798	4		1:53.389	42.502	39.889	30.998	210.5	10:28:35.578	
5		1:51.891	41.414	39.457	31.020	208.0	10:29:55.689	5		1:51.647	41.649	39.085	30.913	203.9	10:30:27.225	
6		2:06.708 P	41.112	38.226	47.370	208.0	10:32:02.397	6		2:33.724 P	41.295	47.500	1:04.929	203.9	10:33:00.949	
7		3:45.028	2:36.816	38.002	30.210		10:35:47.425	7		3:20.602	2:11.443	38.886	30.273		10:36:21.551	
8		1:49.740	41.175	38.253	30.312	205.1	10:37:37.165	8		1:51.609	40.803	40.116	30.690	206.3	10:38:13.160	
9		1:49.543	40.860	38.171	30.512	206.8	10:39:26.708	9		1:50.110	41.076	38.351	30.683	207.4	10:40:03.270	
10		1:48.970	40.890	37.982	30.098	205.7	10:41:15.678	10		1:50.412	41.305	38.765	30.342	211.1	10:41:53.682	
11		1:49.218	40.609	38.427	30.182	205.1	10:43:04.896	11		1:51.082	41.115	38.764	31.203	204.5	10:43:44.764	
12		1:49.438	40.816	38.274	30.348	203.9	10:44:54.334	12		1:49.882	41.114	38.411	30.357	202.2	10:45:34.646	
13		2:06.736 P	40.803	38.167	47.766	204.5	10:47:01.070	13		2:25.052 P	40.833	48.936	55.283	203.3	10:47:59.698	

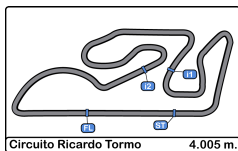
60 Chatelain Francis **74** Gossiaux Jean-Philippe

B						PALM					A					ST ELOI
Lap	D	Time	Sector 1	Sector 2	Sector 3	T. Spd	Elapsed	Lap	D	Time	Sector 1	Sector 2	Sector 3	T. Spd	Elapsed	
1		10:22:28.208	10:21:08.342	48.812	31.054		10:22:28.208	1		10:22:32.983	10:21:15.145	46.305	31.533		10:22:32.983	
2		1:51.343	42.647	38.313	30.383	206.3	10:24:19.551	2		1:52.231	42.749	38.935	30.547	203.9	10:24:25.214	
3		1:50.209	42.000	38.172	30.037	207.4	10:26:09.760	3		1:51.069	41.696	38.718	30.655	203.3	10:26:16.283	
4		1:49.792	41.207	38.365	30.220	208.6	10:27:59.552	4		1:51.499	41.325	39.490	30.684	203.3	10:28:07.782	
5								5		1:53.887	41.444	38.591	33.852	206.3	10:30:01.669	
6								6		2:18.501 P	41.736	38.863	57.902	201.1	10:32:20.170	
7								7		3:33.984	2:24.692	38.515	30.777		10:35:54.154	
8								8		1:49.379	40.982	37.995	30.402	203.3	10:37:43.533	
9								9		1:50.699	41.669	38.441	30.589	204.5	10:39:34.232	
10								10		1:51.757	41.914	39.306	30.537	202.8	10:41:25.989	
11								11		1:49.520	41.043	38.332	30.145	205.1	10:43:15.509	
12								12		1:50.019	41.700	38.315	30.004	209.3	10:45:05.528	
13								13		2:11.716 P	41.219	38.925	51.572	203.9	10:47:17.244	

63 Allaire Frédéric

A						ST ELOI				
Lap	D	Time	Sector 1	Sector 2	Sector 3	T. Spd	Elapsed			
1		10:22:39.402	10:21:18.020	47.781	33.601		10:22:39.402			
2		1:55.329	44.141	40.035	31.153	198.3	10:24:34.731			
3		1:53.197	42.768	39.031	31.398	199.4	10:26:27.928			
4		1:50.287	41.501	38.578	30.208	216.8	10:28:18.215			
5		1:50.730	41.552	38.631	30.547	208.0	10:30:08.945			
6		2:20.269 P	41.522	41.409	57.338	213.6	10:32:29.214			
7		3:33.656	2:24.643	38.814	30.199		10:36:02.870			
8		1:50.981	41.645	39.054	30.282	210.5	10:37:53.851			
9		1:50.025	41.244	38.635	30.146	205.7	10:39:43.876			
10		1:50.646	41.400	38.707	30.539	206.3	10:41:34.522			
11		1:50.394	41.299	38.862	30.233	205.1	10:43:24.916			
12		1:50.967	41.674	39.177	30.116	210.5	10:45:15.883			
13		2:14.415 P	41.262	38.813	54.340	214.9	10:47:30.298			





Circuit Ricardo Tormo
Caterham Cup 420R
Free Practice - 1
Lap Analysis



75 Pinto Alexandre **92** Loi Olivier

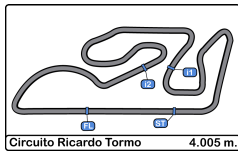
A						ST ELOI					A					ST ELOI								
Lap	D	Time	Sector 1	Sector 2	Sector 3	T. Spd	Elapsed	Lap	D	Time	Sector 1	Sector 2	Sector 3	T. Spd	Elapsed	Lap	D	Time	Sector 1	Sector 2	Sector 3	T. Spd	Elapsed	
1		10:22:33.756	10:21:18.634	43.607	31.515		10:22:33.756	1		10:22:37.337	10:21:20.514	44.716	32.107		10:22:37.337									
2		1:52.307	43.339	38.585	30.383	208.0	10:24:26.063	2		1:54.855	42.523	39.289	33.043	202.8	10:24:32.192									
3		1:50.572	41.773	38.255	30.544	208.6	10:26:16.635	3		1:53.342	42.924	38.661	31.757	202.8	10:26:25.534									
4		1:50.397	41.723	38.436	30.238	213.6	10:28:07.032	4		1:51.567	42.201	38.910	30.456	209.3	10:28:17.101									
5		1:49.948	41.328	38.313	30.307	205.7	10:29:56.980	5		1:51.633	42.015	38.743	30.875	207.4	10:30:08.734									
6		2:07.438 P	41.305	38.410	47.723	209.3	10:32:04.418	6		2:22.139 P	42.376	41.606	58.157	206.8	10:32:30.873									
7		3:46.031	2:37.133	38.447	30.451		10:35:50.449	7		3:23.659	2:14.308	38.576	30.775		10:35:54.532									
8		1:48.818	40.944	38.014	29.860	205.7	10:37:39.267	8		1:49.940	41.289	38.386	30.265	207.4	10:37:44.472									
9		1:48.879	40.957	37.990	29.932	206.8	10:39:28.146	9		1:50.041	41.366	38.460	30.215	208.0	10:39:34.513									
10		1:49.011	40.621	38.224	30.166	209.9	10:41:17.157	10		1:49.828	41.159	38.086	30.583	214.2	10:41:24.341									
11		2:13.285 P	42.630	52.590	38.065	214.9	10:43:30.442	11		1:51.717	41.699	39.483	30.535	204.5	10:43:16.058									
12		3:57.833 P	2:24.423	38.430	54.980		10:47:28.275	12		1:52.624	42.935	39.160	30.529	214.2	10:45:08.682									
								13		2:11.739 P	41.714	38.182	51.843	207.4	10:47:20.421									

76 Gossiaux Philippe **98** Guerlin Olivier

B						ST ELOI					A					CCF								
Lap	D	Time	Sector 1	Sector 2	Sector 3	T. Spd	Elapsed	Lap	D	Time	Sector 1	Sector 2	Sector 3	T. Spd	Elapsed	Lap	D	Time	Sector 1	Sector 2	Sector 3	T. Spd	Elapsed	
1		10:22:40.243	10:21:21.568	45.020	33.655		10:22:40.243	1		10:22:38.233	10:21:19.143	45.091	33.999		10:22:38.233									
2		1:55.700	43.961	39.888	31.851	193.0	10:24:35.943	2		1:57.173	44.969	40.024	32.180	197.8	10:24:35.406									
3		1:53.742	43.255	39.033	31.454	209.3	10:26:29.685	3		1:53.439	43.298	39.031	31.110	212.3	10:26:28.845									
4		1:52.083	42.726	38.594	30.763	203.9	10:28:21.768	4		1:51.406	42.476	38.817	30.113	210.5	10:28:20.251									
5		1:54.121	44.104	38.958	31.059	201.6	10:30:15.889	5		1:52.856	41.702	39.441	31.713	214.2	10:30:13.107									
6		2:34.187 P	42.324	43.145	1:08.718	205.1	10:32:50.076	6		2:21.497 P	42.173	41.415	57.909	211.1	10:32:34.604									
7		3:53.288	2:41.708	40.635	30.945		10:36:43.364	7		3:44.033	2:34.279	38.872	30.882		10:36:18.637									
8		1:53.139	42.385	39.346	31.408	209.9	10:38:36.503	8		1:52.370	41.833	39.036	31.501	206.8	10:38:11.007									
9		1:53.439	42.656	39.780	31.003	205.1	10:40:29.942	9		1:51.918	41.775	39.357	30.786	203.9	10:40:02.925									
10		1:53.776	42.484	40.533	30.759	200.5	10:42:23.718	10		2:12.767	41.254	59.795	31.718	205.7	10:42:15.692									
11		1:51.485	41.753	38.866	30.866	206.8	10:44:15.203	11		1:56.674	41.350	44.352	30.972	203.9	10:44:12.366									
12		2:14.309 P	42.127	46.969	45.213	208.0	10:46:29.512	12		1:50.916	41.512	39.069	30.335	203.3	10:46:03.282									
								13		2:07.359 P	41.605	38.604	47.150	203.3	10:48:10.641									

88 Mignatelli Arnaud **211** Trotin Arnaud

A						CCF					A					ROSSELS P								
Lap	D	Time	Sector 1	Sector 2	Sector 3	T. Spd	Elapsed	Lap	D	Time	Sector 1	Sector 2	Sector 3	T. Spd	Elapsed	Lap	D	Time	Sector 1	Sector 2	Sector 3	T. Spd	Elapsed	
1		10:22:53.551	10:21:33.214	46.612	33.725		10:22:53.551	1		10:22:56.815	10:21:38.260	43.880	34.675		10:22:56.815									
2		1:56.383	44.149	40.850	31.384	181.8	10:24:49.934	2		1:54.376	43.097	40.197	31.082	205.1	10:24:51.191									
3		1:56.022	47.290	38.284	30.448	172.2	10:26:45.956	3		1:53.037	42.593	39.311	31.133	209.3	10:26:44.228									
4		1:51.402	41.251	39.035	31.116	210.5	10:28:37.358	4		1:52.529	42.152	39.148	31.229	211.1	10:28:36.757									
5		2:04.900	50.136	44.076	30.688	210.5	10:30:42.258	5		1:52.376	43.051	38.847	30.478	205.1	10:30:29.133									
6		2:33.270 P	41.364	42.445	1:09.461	205.1	10:33:15.528	6		2:39.204 P	41.751	46.319	1:11.134	205.7	10:33:08.337									
7		2:56.895	1:46.516	38.644	31.735		10:36:12.423	7		5:12.853	4:02.009	39.691	31.153		10:38:21.190									
8		1:49.849	41.263	38.054	30.532	211.1	10:38:02.272	8		1:53.163	41.668	40.366	31.129	201.6	10:40:14.353									
9		1:51.031	41.178	38.950	30.903	202.8	10:39:53.303	9		1:52.683	42.354	39.339	30.990	202.2	10:42:07.036									
10		1:50.441	41.121	38.706	30.614	203.3	10:41:43.744	10		1:52.808	41.853	40.073	30.882	199.4	10:43:59.844									
11		1:50.098	40.993	38.327	30.778	203.9	10:43:33.842	11		4:07.975 P		4:32.570	46.360	203.3	10:48:07.819									
12		1:51.311	42.099	38.348	30.864	202.2	10:45:25.153																	
13		2:12.204 P	41.355	39.758	51.091	198.8	10:47:37.357																	



Circuit Ricardo Tormo

Caterham Cup 420R

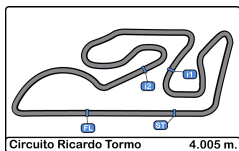
Free Practice - 1

Best Sectors Results



Sector - 1				Sector - 2				Sector - 3				Ideal Lap vs Best Lap			
Clas	Nº	Driver	Time	Nº	Driver	Time	Nº	Driver	Time	Clas	Nº	Driver	Ideal Lap	Best Lap	Clas
1	1	Jaubert Mathys	40.000	29	Moussier Eric	37.369	30	Gachnang Gary	29.517	1	29	Moussier Eric	1:47.008	1:47.309	1
2	29	Moussier Eric	40.058	1	Jaubert Mathys	37.370	29	Moussier Eric	29.581	2	1	Jaubert Mathys	1:47.016	1:47.411	2
3	30	Gachnang Gary	40.141	9	Bizet Henri	37.517	9	Bizet Henri	29.616	3	30	Gachnang Gary	1:47.202	1:47.660	4
4	23	Wehrten Pascal	40.161	23	Wehrten Pascal	37.541	20	Chahinian Franck	29.632	4	9	Bizet Henri	1:47.307	1:47.559	3
5	9	Bizet Henri	40.174	30	Gachnang Gary	37.544	2	Pretin Antoine	29.643	5	23	Wehrten Pascal	1:47.533	1:47.752	5
6	24	Noregral Bruno	40.255	35	Gassin Bastien	37.559	52	Leguem David	29.644	6	35	Gassin Bastien	1:47.608	1:48.514	11
7	35	Gassin Bastien	40.292	2	Pretin Antoine	37.570	1	Jaubert Mathys	29.646	7	2	Pretin Antoine	1:47.634	1:47.898	6
8	40	Labescat Franck	40.298	52	Leguem David	37.730	16	Huot Harold	29.667	8	24	Noregral Bruno	1:47.759	1:48.228	9
9	20	Chahinian Franck	40.417	24	Noregral Bruno	37.732	35	Gassin Bastien	29.757	9	20	Chahinian Franck	1:47.835	1:47.957	8
10	2	Pretin Antoine	40.421	20	Chahinian Franck	37.786	40	Labescat Franck	29.761	10	52	Leguem David	1:47.914	1:47.952	7
11	52	Leguem David	40.540	12	Griffon Arnaud	37.832	24	Noregral Bruno	29.772	11	40	Labescat Franck	1:48.172	1:48.507	10
12	12	Griffon Arnaud	40.578	44	Girardot Alain	37.966	44	Girardot Alain	29.823	12	12	Griffon Arnaud	1:48.300	1:48.589	12
13	18	Dallois Jean-Michel	40.582	59	Clay Tristan	37.982	23	Wehrten Pascal	29.831	13	75	Pinto Alexandre	1:48.471	1:48.818	14
14	59	Clay Tristan	40.609	75	Pinto Alexandre	37.990	18	Dallois Jean-Michel	29.847	14	18	Dallois Jean-Michel	1:48.620	1:49.150	17
15	75	Pinto Alexandre	40.621	74	Gossiaux Jean-Philippe	37.995	75	Pinto Alexandre	29.860	15	16	Huot Harold	1:48.624	1:48.641	13
16	19	Azar Jeremy	40.756	88	Mignatelli Arnaud	38.054	12	Griffon Arnaud	29.890	16	59	Clay Tristan	1:48.689	1:48.970	16
17	69	Quetaud Philippe	40.803	92	Loi Olivier	38.086	19	Azar Jeremy	30.002	17	44	Girardot Alain	1:48.727	1:48.886	15
18	16	Huot Harold	40.815	3	Dallois Pierre-Emmanuel	38.101	74	Gossiaux Jean-Philippe	30.004	18	19	Azar Jeremy	1:48.940	1:49.377	18
19	44	Girardot Alain	40.938	40	Labescat Franck	38.113	60	Chatelain Francis	30.037	19	74	Gossiaux Jean-Philippe	1:48.981	1:49.379	19
20	74	Gossiaux Jean-Philippe	40.982	16	Huot Harold	38.142	3	Dallois Pierre-Emmanuel	30.055	20	3	Dallois Pierre-Emmanuel	1:49.348	1:49.651	20
21	88	Mignatelli Arnaud	40.993	60	Chatelain Francis	38.172	59	Clay Tristan	30.098	21	60	Chatelain Francis	1:49.416	1:49.792	21
22	92	Loi Olivier	41.159	19	Azar Jeremy	38.182	98	Guerin Olivier	30.113	22	69	Quetaud Philippe	1:49.427	1:49.882	24
23	3	Dallois Pierre-Emmanuel	41.192	18	Dallois Jean-Michel	38.191	63	Allaire Frédéric	30.116	23	92	Loi Olivier	1:49.460	1:49.828	22
24	60	Chatelain Francis	41.207	69	Quetaud Philippe	38.351	92	Loi Olivier	30.215	24	88	Mignatelli Arnaud	1:49.495	1:49.849	23
25	41	Meignan Pascal	41.214	11	Schmied Remy	38.352	41	Meignan Pascal	30.233	25	41	Meignan Pascal	1:49.924	1:49.924	25
26	63	Allaire Frédéric	41.244	41	Meignan Pascal	38.477	69	Quetaud Philippe	30.273	26	63	Allaire Frédéric	1:49.938	1:50.025	26
27	98	Guerin Olivier	41.254	63	Allaire Frédéric	38.578	15	Cordel Hervé	30.355	27	98	Guerin Olivier	1:49.971	1:50.916	29
28	26	Delaisse François Clement	41.457	76	Gossiaux Philippe	38.594	68	Antoni Christophe	30.395	28	11	Schmied Remy	1:50.531	1:50.561	27
29	68	Antoni Christophe	41.542	98	Guerin Olivier	38.604	26	Delaisse François Clement	30.428	29	26	Delaisse François Clement	1:50.680	1:50.782	28
30	32	Mignatelli Jean-Pierre	41.554	8	Senard Patrick	38.610	88	Mignatelli Arnaud	30.448	30	15	Cordel Hervé	1:50.696	1:51.311	32
31	25	Massoutre Olivier	41.624	15	Cordel Hervé	38.659	211	Trotin Arnaud	30.478	31	68	Antoni Christophe	1:50.716	1:51.065	31
32	11	Schmied Remy	41.659	68	Antoni Christophe	38.779	11	Schmied Remy	30.520	32	211	Trotin Arnaud	1:50.993	1:52.376	36
33	21	Trotin Arnaud	41.668	26	Delaisse François Clement	38.795	32	Mignatelli Jean-Pierre	30.620	33	32	Mignatelli Jean-Pierre	1:51.053	1:51.053	30
34	15	Cordel Hervé	41.682	211	Trotin Arnaud	38.847	25	Massoutre Olivier	30.735	34	76	Gossiaux Philippe	1:51.106	1:51.485	34
35	76	Gossiaux Philippe	41.753	32	Mignatelli Jean-Pierre	38.879	76	Gossiaux Philippe	30.759	35	25	Massoutre Olivier	1:51.351	1:51.351	33
36	8	Senard Patrick	41.987	25	Massoutre Olivier	38.992	8	Senard Patrick	30.799	36	8	Senard Patrick	1:51.396	1:52.052	35
37	38	Boueix Claude	42.797	38	Boueix Claude	39.029	38	Boueix Claude	31.354	37	38	Boueix Claude	1:53.180	1:54.510	37

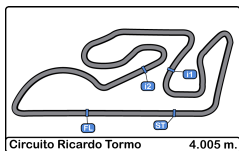




Circuit Ricardo Tormo
Caterham Cup 420R
Free Practice - 1
Best 5 Lap Times



Cls	N°	Driver	Nat	Team	Nat	Vehicle	Cat	Cls	Best 1		Best 2		Best 3		Best 4		Best 5	
									Time	Lap	Time	Lap	Time	Lap	Time	Lap	Time	Lap
1	29	Moussier Eric	FRA	CCF	FRA		A	1	1:47.309	8	1:47.344	9	1:49.172	4	1:49.342	5	1:50.868	3
2	1	Jaubert Mathys	FRA	PALM	FRA		A	2	1:47.411	5	1:47.468	11	1:47.526	12	1:47.780	9	1:48.017	8
3	9	Bizet Henri	FRA	PALM	FRA		A	3	1:47.559	8	1:47.641	9	1:48.294	5	1:48.714	4	1:49.394	3
4	30	Gachnang Gary	FRA	PALM	FRA		A	4	1:47.660	8	1:47.685	9	1:48.840	4	1:49.015	3	1:49.106	12
5	23	Wehrlen Pascal	FRA	PALM	FRA		B	1	1:47.752	9	1:48.088	8	1:48.239	4	1:48.243	10	1:48.381	5
6	2	Pretin Antoine	FRA	CCF	FRA		A	5	1:47.898	12	1:47.986	11	1:48.376	10	1:48.646	9	1:48.701	5
7	52	Leguem David	FRA	ST ELOI	FRA		A	6	1:47.952	12	1:48.258	11	1:48.710	9	1:49.386	10	1:49.865	8
8	20	Chahinian Franck	FRA	CCF	FRA		A	7	1:47.957	11	1:48.107	10	1:48.386	8	1:49.594	4	1:50.544	3
9	24	Noregral Bruno	FRA	PALM	FRA		A	8	1:48.228	9	1:48.273	12	1:48.979	4	1:49.271	11	1:49.335	8
10	40	Labescat Franck	FRA	CCF	FRA		A	9	1:48.507	11	1:48.939	10	1:50.150	4	1:50.517	3	1:52.200	2
11	35	Gassin Bastien	FRA	ST ELOI	FRA		A	10	1:48.514	10	1:48.694	12	1:48.973	4	1:49.001	9	1:49.179	5
12	12	Griffon Arnaud	FRA	CCF	FRA		A	11	1:48.589	10	1:49.025	8	1:49.132	9	1:50.269	12	1:50.583	4
13	16	Huot Harold	FRA	ROSSELSP	FRA		A	12	1:48.641	11	1:49.152	10	1:49.443	9	1:50.401	3	1:51.033	4
14	75	Pinto Alexandre	FRA	ST ELOI	FRA		A	13	1:48.818	8	1:48.879	9	1:49.011	10	1:49.948	5	1:50.397	4
15	44	Girardot Alain	FRA	CCF	FRA		B	2	1:48.886	8	1:48.958	7	1:49.207	9	1:49.400	3	1:49.586	10
16	59	Clay Tristan	FRA	CCF	FRA		A	14	1:48.970	10	1:49.218	11	1:49.438	12	1:49.543	9	1:49.740	8
17	18	Dallois Jean-Michel	FRA	IND	FRA		A	15	1:49.150	11	1:49.185	8	1:49.272	10	1:49.929	9	1:50.052	5
18	19	Azar Jeremy	FRA	ROSSELSP	FRA		A	16	1:49.377	9	1:49.412	11	1:49.469	8	1:49.535	4	1:49.663	10
19	74	Gossiaux Jean-Philippe	FRA	ST ELOI	FRA		A	17	1:49.379	8	1:49.520	11	1:50.019	12	1:50.699	9	1:51.069	3
20	3	Dallois Pierre-Emmanuel	FRA	IND	FRA		A	18	1:49.651	11	1:50.106	10	1:50.993	8	1:51.388	9	1:52.235	5
21	60	Chatelain Francis	FRA	PALM	FRA		B	3	1:49.792	4	1:50.209	3	1:51.343	2				
22	92	Loi Olivier	FRA	ST ELOI	FRA		A	19	1:49.828	10	1:49.940	8	1:50.041	9	1:51.567	4	1:51.633	5
23	88	Mignatelli Arnaud	FRA	CCF	FRA		A	20	1:49.849	8	1:50.098	11	1:50.441	10	1:51.031	9	1:51.311	12
24	69	Quetaud Philippe	FRA	CCF	FRA		A	21	1:49.882	12	1:50.110	9	1:50.412	10	1:51.082	11	1:51.609	8
25	41	Meignan Pascal	FRA	ST ELOI	FRA		B	4	1:49.924	10	1:50.972	9	1:51.037	5	1:51.084	8	1:51.591	4
26	63	Allaire Frédéric	FRA	ST ELOI	FRA		A	22	1:50.025	9	1:50.287	4	1:50.394	11	1:50.646	10	1:50.730	5
27	11	Schmied Remy	FRA	IND	FRA		A	23	1:50.561	12	1:51.091	4	1:51.118	10	1:51.160	8	1:51.241	11
28	26	Delaisse François Clement	FRA	CCF	FRA		A	24	1:50.782	12	1:51.953	11	1:52.473	10	1:53.075	4	1:53.103	9
29	98	Guerin Olivier	FRA	CCF	FRA		A	25	1:50.916	12	1:51.406	4	1:51.918	9	1:52.370	8	1:52.856	5
30	32	Mignatelli Jean-Pierre	FRA	CCF	FRA		B	5	1:51.053	11	1:52.062	10	1:53.148	3	1:54.485	8	1:55.237	4
31	68	Antoni Christophe	FRA	IND	FRA		A	26	1:51.065	12	1:51.179	9	1:51.894	10	1:51.933	11	1:51.993	5
32	15	Cordel Hervé	FRA	CCF	FRA		B	6	1:51.311	11	1:51.442	8	1:51.472	10	1:51.556	4	1:51.764	9
33	25	Massoutre Olivier	FRA	CCF	FRA		B	7	1:51.351	12	1:52.402	10	1:52.939	8	1:54.088	3	1:54.112	5
34	76	Gossiaux Philippe	FRA	ST ELOI	FRA		B	8	1:51.485	11	1:52.083	4	1:53.139	8	1:53.439	9	1:53.742	3
35	8	Senard Patrick	FRA	CCF	FRA		B	9	1:52.052	11	1:52.472	9	1:52.838	10	1:53.898	8	1:55.261	5
36	211	Trotin Arnaud	FRA	ROSSELSP	FRA		A	27	1:52.376	5	1:52.529	4	1:52.683	9	1:52.808	10	1:53.037	3
37	38	Boueix Claude	FRA	DOG RACING	FRA		B	10	1:54.510	11	1:55.030	8	1:59.028	10	1:59.630	3	2:00.491	2



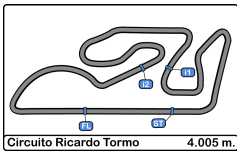
Circuit Ricardo Tormo
Caterham Cup 420R
Free Practice - 1
Best 5 Top Speeds



Circuito Ricardo Tormo 4.005 m

Cls	N°	Driver	Nat	Team	Nat	Vehicle	Cat	Cls	Top 1		Top 2		Top 3		Top 4		Top 5		Avg
									Km/h	Lap	Km/h	Lap	Km/h	Lap	Km/h	Lap	Km/h	Lap	
1	23	Wehrten Pascal	FRA	PALM	FRA		B	1	225.7	8	213.0	3	213.0	10	212.3	11	210.5	5	214.9
2	19	Azar Jeremy	FRA	ROSSELSP	FRA		A	1	218.1	4	211.1	5	210.5	7	208.6	8	208.0	3	211.3
3	20	Chahinian Franck	FRA	CCF	FRA		A	2	218.1	11	216.8	9	214.2	12	211.1	4	210.5	6	214.2
4	40	Labescat Franck	FRA	CCF	FRA		A	3	216.8	11	214.9	5	211.1	8	208.6	10	208.6	12	212.0
5	63	Allaire Frédéric	FRA	ST ELOI	FRA		A	4	216.8	4	214.9	13	213.6	6	210.5	8	210.5	12	213.2
6	3	Dallois Pierre-Emmanuel	FRA	IND	FRA		A	5	215.5	5	215.5	12	211.1	3	210.5	11	209.3	9	212.4
7	18	Dallois Jean-Michel	FRA	IND	FRA		A	6	215.5	5	214.2	13	211.7	6	210.5	4	209.9	12	212.4
8	41	Meignan Pascal	FRA	ST ELOI	FRA		B	2	215.5	10	211.7	13	210.5	9	210.5	11	207.4	5	211.1
9	2	Pretin Antoine	FRA	CCF	FRA		A	7	214.9	3	214.2	6	208.6	13	207.4	5	206.8	11	210.4
10	75	Pinto Alexandre	FRA	ST ELOI	FRA		A	8	214.9	11	213.6	4	209.9	10	209.3	6	208.6	3	211.2
11	16	Huot Harold	FRA	ROSSELSP	FRA		A	9	214.2	5	212.3	8	210.5	4	209.3	12	208.0	3	210.9
12	92	Loi Olivier	FRA	ST ELOI	FRA		A	10	214.2	10	214.2	12	209.3	4	208.0	9	207.4	5	210.6
13	98	Guerin Olivier	FRA	CCF	FRA		A	11	214.2	5	212.3	3	211.1	6	210.5	4	206.8	8	211.0
14	15	Cordel Hervé	FRA	CCF	FRA		B	3	213.6	5	208.6	4	208.0	9	206.8	6	206.3	3	208.7
15	29	Moussier Eric	FRA	CCF	FRA		A	12	213.6	10	211.1	9	207.4	8	205.1	12	203.3	6	208.1
16	44	Girardot Alain	FRA	CCF	FRA		B	4	213.6	8	212.3	4	211.7	9	211.1	11	209.9	5	211.7
17	52	Leguem David	FRA	ST ELOI	FRA		A	13	213.6	5	213.0	8	211.1	4	209.9	3	209.9	6	211.5
18	24	Noregral Bruno	FRA	PALM	FRA		A	14	213.0	2	209.9	5	208.0	3	206.8	11	206.3	6	208.8
19	30	Gachnang Gary	FRA	PALM	FRA		A	15	212.3	6	211.1	9	210.5	4	210.5	8	209.9	5	210.8
20	1	Jaubert Mathys	FRA	PALM	FRA		A	16	211.7	12	207.4	10	206.8	11	205.1	6	205.1	9	207.2
21	8	Senard Patrick	FRA	CCF	FRA		B	5	211.7	9	206.8	11	205.1	10	203.9	4	203.9	12	206.3
22	9	Bizet Henri	FRA	PALM	FRA		A	17	211.7	9	211.7	10	208.6	3	208.6	4	208.0	5	209.8
23	12	Griffon Arnaud	FRA	CCF	FRA		A	18	211.7	4	210.5	3	210.5	5	210.5	13	209.3	9	210.5
24	32	Mignatelli Jean-Pierre	FRA	CCF	FRA		B	6	211.7	3	207.4	5	207.4	10	206.8	8	206.3	4	207.9
25	35	Gassin Bastien	FRA	ST ELOI	FRA		A	19	211.7	3	210.5	11	208.0	4	206.8	2	206.3	13	208.7
26	69	Quetaud Philippe	FRA	CCF	FRA		A	20	211.1	10	210.5	4	208.0	3	207.4	9	206.3	8	208.7
27	88	Mignatelli Arnaud	FRA	CCF	FRA		A	21	211.1	8	210.5	4	210.5	5	205.1	6	203.9	11	208.2
28	211	Trotin Arnaud	FRA	ROSSELSP	FRA		A	22	211.1	4	209.3	3	205.7	6	205.1	2	205.1	5	207.2
29	68	Antoni Christophe	FRA	IND	FRA		A	23	210.5	5	210.5	6	209.9	4	209.3	13	207.4	10	209.5
30	76	Gossiaux Philippe	FRA	ST ELOI	FRA		B	7	209.9	8	209.3	3	208.0	12	206.8	11	205.1	6	207.8
31	74	Gossiaux Jean-Philippe	FRA	ST ELOI	FRA		A	24	209.3	12	206.3	5	205.1	11	204.5	9	203.9	2	205.8
32	25	Massoutre Olivier	FRA	CCF	FRA		B	8	208.6	5	208.6	9	206.8	13	206.3	4	206.3	8	207.3
33	26	Delaisse François Clement	FRA	CCF	FRA		A	25	208.6	10	206.8	13	206.3	12	205.7	2	205.1	4	206.5
34	60	Chatelain Francis	FRA	PALM	FRA		B	9	208.6	4	207.4	3	206.3	2	205.1	5			206.9
35	11	Schmied Remy	FRA	IND	FRA		A	26	208.0	3	208.0	4	207.4	6	206.3	5	206.3	12	207.2
36	59	Clay Tristan	FRA	CCF	FRA		A	27	208.0	5	208.0	6	207.4	3	206.8	9	205.7	10	207.2
37	38	Boueix Claude	FRA	DOG RACING	FRA		B	10	203.3	8	202.8	2	202.8	3	202.8	12	201.1	9	202.5

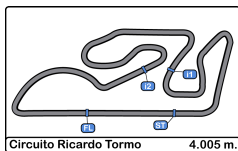




Circuit Ricardo Tormo
Caterham Cup 420R
Free Practice - 1
Fastest Laps Sequence



Lap	Time of Day	Session Time	N°	Driver	Nat	Team	Nat	Vehicle	Cat	Time	Km/h
2	10:24:07.021	4:07.021	29	Moussier Eric		CCF			A	1:51.577	129.2
2	10:24:16.759	4:16.759	1	Jaubert Mathys		PALM			A	1:50.379	130.6
3	10:26:05.272	6:05.272	1	Jaubert Mathys		PALM			A	1:48.513	132.8
4	10:27:53.482	7:53.482	1	Jaubert Mathys		PALM			A	1:48.210	133.2
5	10:29:40.893	9:40.893	1	Jaubert Mathys		PALM			A	1:47.411	134.2
8	10:37:29.934	17:29.934	29	Moussier Eric		CCF			A	1:47.309	134.3



Circuit Ricardo Tormo

Caterham Cup 420R

Free Practice - 1

Event Best Maximum Speed



N°	Driver	Nat	Team	Nat	Vehicle	Cat	Clas	Km/h	Session
23	Wehrlen Pascal	FRA	PALM	FRA		B	1	225.7	Free Practice - 1
19	Azar Jeremy	FRA	ROSSELS	FRA		A	1	218.1	Free Practice - 1
20	Chahinian Franck	FRA	CCF	FRA		A	2	218.1	Free Practice - 1
63	Allaire Frédéric	FRA	ST ELOI	FRA		A	3	216.8	Free Practice - 1
40	Labescat Franck	FRA	CCF	FRA		A	4	216.8	Free Practice - 1
18	Dallois Jean-Michel	FRA	IND	FRA		A	5	215.5	Free Practice - 1
3	Dallois Pierre-Emmanuel	FRA	IND	FRA		A	6	215.5	Free Practice - 1
41	Meignan Pascal	FRA	ST ELOI	FRA		B	2	215.5	Free Practice - 1
2	Pretin Antoine	FRA	CCF	FRA		A	7	214.9	Free Practice - 1
75	Pinto Alexandre	FRA	ST ELOI	FRA		A	8	214.9	Free Practice - 1
98	Guerin Olivier	FRA	CCF	FRA		A	9	214.2	Free Practice - 1
16	Huot Harold	FRA	ROSSELS	FRA		A	10	214.2	Free Practice - 1
92	Loi Olivier	FRA	ST ELOI	FRA		A	11	214.2	Free Practice - 1
15	Cordel Hervé	FRA	CCF	FRA		B	3	213.6	Free Practice - 1
52	Leguem David	FRA	ST ELOI	FRA		A	12	213.6	Free Practice - 1
44	Girardot Alain	FRA	CCF	FRA		B	4	213.6	Free Practice - 1
29	Moussier Eric	FRA	CCF	FRA		A	13	213.6	Free Practice - 1
24	Noregral Bruno	FRA	PALM	FRA		A	14	213.0	Free Practice - 1
30	Gachnang Gary	FRA	PALM	FRA		A	15	212.3	Free Practice - 1
35	Gassin Bastien	FRA	ST ELOI	FRA		A	16	211.7	Free Practice - 1
32	Mignatelli Jean-Pierre	FRA	CCF	FRA		B	5	211.7	Free Practice - 1
12	Griffon Arnaud	FRA	CCF	FRA		A	17	211.7	Free Practice - 1
9	Bizet Henri	FRA	PALM	FRA		A	18	211.7	Free Practice - 1
8	Senard Patrick	FRA	CCF	FRA		B	6	211.7	Free Practice - 1
1	Jaubert Mathys	FRA	PALM	FRA		A	19	211.7	Free Practice - 1
211	Troten Arnaud	FRA	ROSSELS	FRA		A	20	211.1	Free Practice - 1
88	Mignatelli Arnaud	FRA	CCF	FRA		A	21	211.1	Free Practice - 1
69	Quetaud Philippe	FRA	CCF	FRA		A	22	211.1	Free Practice - 1
68	Antoni Christophe	FRA	IND	FRA		A	23	210.5	Free Practice - 1
76	Gossiaux Philippe	FRA	ST ELOI	FRA		B	7	209.9	Free Practice - 1
74	Gossiaux Jean-Philippe	FRA	ST ELOI	FRA		A	24	209.3	Free Practice - 1
60	Chatelain Francis	FRA	PALM	FRA		B	8	208.6	Free Practice - 1
25	Massoutre Olivier	FRA	CCF	FRA		B	9	208.6	Free Practice - 1
26	Delaisse François Clement	FRA	CCF	FRA		A	25	208.6	Free Practice - 1
11	Schmied Remy	FRA	IND	FRA		A	26	208.0	Free Practice - 1
59	Clay Tristan	FRA	CCF	FRA		A	27	208.0	Free Practice - 1
38	Boueix Claude	FRA	DOG RACING	FRA		B	10	203.3	Free Practice - 1

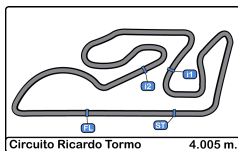


YOKOHAMA

MOTUL



Depancel



Circuit Ricardo Tormo
Caterham Cup 420R
Free Practice - 1
Pit Stop Analysis



1 Jaubert Mathys
 A PALM

N°	In Day Time	In Time	Out Time	Pit Time	T. Pit Time	Handicap	Penalty
1	10:31:41.097	10:31:41.097	10:33:20.388	1:39.291	1:39.291		

2 Pretin Antoine
 A CCF

N°	In Day Time	In Time	Out Time	Pit Time	T. Pit Time	Handicap	Penalty
1	10:32:39.393	10:32:39.393	10:35:10.435	2:31.042	2:31.042		

3 Dallois Pierre-Emmanuel
 A IND

N°	In Day Time	In Time	Out Time	Pit Time	T. Pit Time	Handicap	Penalty
1	10:33:06.310	10:33:06.310	10:34:20.091	1:13.781	1:13.781		

8 Senard Patrick
 B CCF

N°	In Day Time	In Time	Out Time	Pit Time	T. Pit Time	Handicap	Penalty
1	10:33:36.751	10:33:36.751	10:35:22.075	1:45.324	1:45.324		

9 Bizet Henri
 A PALM

N°	In Day Time	In Time	Out Time	Pit Time	T. Pit Time	Handicap	Penalty
1	10:31:42.513	10:31:42.513	10:33:48.193	2:05.680	2:05.680		
2	10:41:02.913	10:41:02.913	10:44:23.254	3:20.341	5:26.021		

11 Schmied Remy
 A IND

N°	In Day Time	In Time	Out Time	Pit Time	T. Pit Time	Handicap	Penalty
1	10:32:45.217	10:32:45.217	10:34:50.714	2:05.497	2:05.497		

12 Griffon Arnaud
 A CCF

N°	In Day Time	In Time	Out Time	Pit Time	T. Pit Time	Handicap	Penalty
1	10:32:06.064	10:32:06.064	10:34:02.733	1:56.669	1:56.669		

15 Cordel Hervé
 B CCF

N°	In Day Time	In Time	Out Time	Pit Time	T. Pit Time	Handicap	Penalty
1	10:32:34.102	10:32:34.102	10:36:47.108	4:13.006	4:13.006		

16 Huot Harold
 A ROSSELSP

N°	In Day Time	In Time	Out Time	Pit Time	T. Pit Time	Handicap	Penalty
1	10:32:30.528	10:32:30.528	10:35:13.857	2:43.329	2:43.329		

18 Dallois Jean-Michel
 A IND

N°	In Day Time	In Time	Out Time	Pit Time	T. Pit Time	Handicap	Penalty
1	10:32:58.075	10:32:58.075	10:34:12.672	1:14.597	1:14.597		

19 Azar Jeremy
 A ROSSELSP

N°	In Day Time	In Time	Out Time	Pit Time	T. Pit Time	Handicap	Penalty
1	10:30:15.923	10:30:15.923	10:35:12.560	4:56.637	4:56.637		

20 Chahinian Franck
 A CCF

N°	In Day Time	In Time	Out Time	Pit Time	T. Pit Time	Handicap	Penalty
1	10:32:10.703	10:32:10.703	10:34:03.307	1:52.604	1:52.604		

23 Wehrlen Pascal
 B PALM

N°	In Day Time	In Time	Out Time	Pit Time	T. Pit Time	Handicap	Penalty
1	10:31:46.098	10:31:46.098	10:33:54.031	2:07.933	2:07.933		

24 Noregral Bruno
 A PALM

N°	In Day Time	In Time	Out Time	Pit Time	T. Pit Time	Handicap	Penalty
1	10:32:07.496	10:32:07.496	10:33:51.468	1:43.972	1:43.972		

25 Massoutre Olivier
 B CCF

N°	In Day Time	In Time	Out Time	Pit Time	T. Pit Time	Handicap	Penalty
1	10:33:05.014	10:33:05.014	10:34:11.861	1:06.847	1:06.847		

26 Delaisse François Clement
 A CCF

N°	In Day Time	In Time	Out Time	Pit Time	T. Pit Time	Handicap	Penalty
1	10:33:12.019	10:33:12.019	10:34:24.814	1:12.795	1:12.795		

29 Moussier Eric
 A CCF

N°	In Day Time	In Time	Out Time	Pit Time	T. Pit Time	Handicap	Penalty
1	10:31:54.292	10:31:54.292	10:33:55.360	2:01.068	2:01.068		
2	10:41:10.642	10:41:10.642	10:43:20.164	2:09.522	4:10.590		

30 Gachnang Gary
 A PALM

N°	In Day Time	In Time	Out Time	Pit Time	T. Pit Time	Handicap	Penalty
1	10:31:43.589	10:31:43.589	10:33:49.053	2:05.464	2:05.464		

32 Mignatelli Jean-Pierre
 B CCF

N°	In Day Time	In Time	Out Time	Pit Time	T. Pit Time	Handicap	Penalty
1	10:32:52.465	10:32:52.465	10:35:08.882	2:16.417	2:16.417		

35 Gassin Bastien
 A ST ELOI

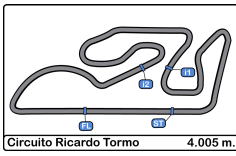
N°	In Day Time	In Time	Out Time	Pit Time	T. Pit Time	Handicap	Penalty
1	10:32:09.539	10:32:09.539	10:33:52.332	1:42.793	1:42.793		

38 Boueix Claude
 B DOG RACING

N°	In Day Time	In Time	Out Time	Pit Time	T. Pit Time	Handicap	Penalty
1	10:33:39.257	10:33:39.257	10:35:02.715	1:23.458	1:23.458		

40 Labescat Franck
 A CCF

N°	In Day Time	In Time	Out Time	Pit Time	T. Pit Time	Handicap	Penalty
1	10:33:00.908	10:33:00.908	10:35:20.098	2:19.190	2:19.190		



Circuit Ricardo Tormo
Caterham Cup 420R
Free Practice - 1
Pit Stop Analysis



41 Meignan Pascal

B ST ELOI

N°	In Day Time	In Time	Out Time	Pit Time	T. Pit Time	Handicap	Penalty
1	10:32:18.349	10:32:18.349	10:33:56.505	1:38.156	1:38.156		

44 Girardot Alain

B CCF

N°	In Day Time	In Time	Out Time	Pit Time	T. Pit Time	Handicap	Penalty
1	10:32:20.694	10:32:20.694	10:34:05.765	1:45.071	1:45.071		

52 Leguem David

A ST ELOI

N°	In Day Time	In Time	Out Time	Pit Time	T. Pit Time	Handicap	Penalty
1	10:32:26.399	10:32:26.399	10:33:57.669	1:31.270	1:31.270		

59 Clay Tristan

A CCF

N°	In Day Time	In Time	Out Time	Pit Time	T. Pit Time	Handicap	Penalty
1	10:31:58.923	10:31:58.923	10:33:58.618	1:59.695	1:59.695		

63 Allaire Frédéric

A ST ELOI

N°	In Day Time	In Time	Out Time	Pit Time	T. Pit Time	Handicap	Penalty
1	10:32:22.813	10:32:22.813	10:34:14.579	1:51.766	1:51.766		

68 Antoni Christophe

A IND

N°	In Day Time	In Time	Out Time	Pit Time	T. Pit Time	Handicap	Penalty
1	10:32:36.035	10:32:36.035	10:34:08.461	1:32.426	1:32.426		

69 Quetaud Philippe

A CCF

N°	In Day Time	In Time	Out Time	Pit Time	T. Pit Time	Handicap	Penalty
1	10:32:55.875	10:32:55.875	10:34:32.040	1:36.165	1:36.165		

74 Gossiaux Jean-Philippe

A ST ELOI

N°	In Day Time	In Time	Out Time	Pit Time	T. Pit Time	Handicap	Penalty
1	10:32:15.352	10:32:15.352	10:34:04.960	1:49.608	1:49.608		

75 Pinto Alexandre

A ST ELOI

N°	In Day Time	In Time	Out Time	Pit Time	T. Pit Time	Handicap	Penalty
1	10:32:00.530	10:32:00.530	10:34:00.245	1:59.715	1:59.715		
2	10:43:27.705	10:43:27.705	10:45:11.294	1:43.589	3:43.304		

76 Gossiaux Philippe

B ST ELOI

N°	In Day Time	In Time	Out Time	Pit Time	T. Pit Time	Handicap	Penalty
1	10:32:42.484	10:32:42.484	10:34:49.065	2:06.581	2:06.581		

88 Mignatelli Arnaud

A CCF

N°	In Day Time	In Time	Out Time	Pit Time	T. Pit Time	Handicap	Penalty
1	10:33:09.707	10:33:09.707	10:34:21.966	1:12.259	1:12.259		

92 Loi Olivier

A ST ELOI

N°	In Day Time	In Time	Out Time	Pit Time	T. Pit Time	Handicap	Penalty
1	10:32:24.765	10:32:24.765	10:34:06.620	1:41.855	1:41.855		

98 Guerin Olivier

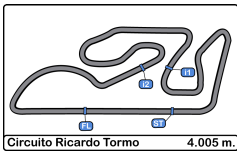
A CCF

N°	In Day Time	In Time	Out Time	Pit Time	T. Pit Time	Handicap	Penalty
1	10:32:29.021	10:32:29.021	10:34:26.407	1:57.386	1:57.386		

211 Trotin Arnaud

A ROSSELSP

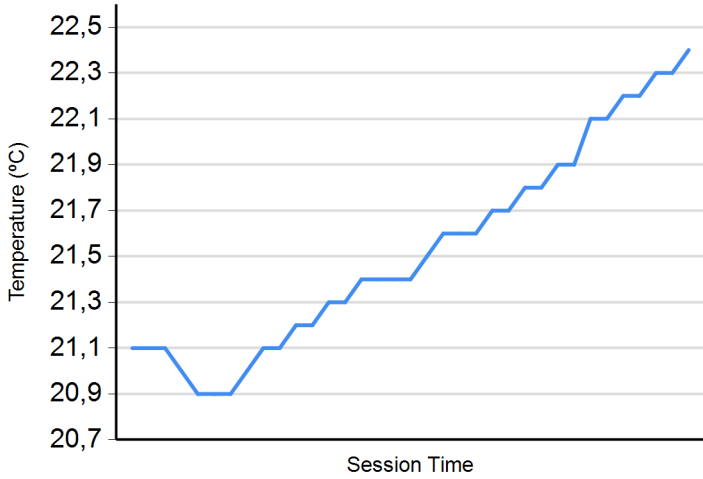
N°	In Day Time	In Time	Out Time	Pit Time	T. Pit Time	Handicap	Penalty
1	10:33:02.437	10:33:02.437	10:36:27.339	3:24.902	3:24.902		



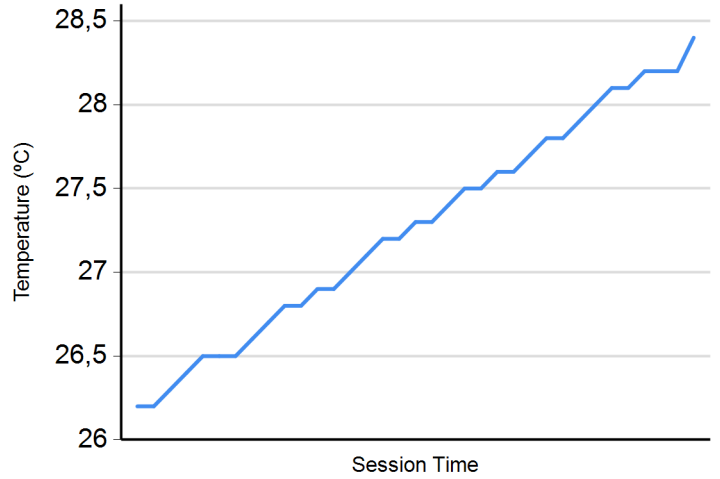
Circuit Ricardo Tormo
Caterham Cup 420R
Free Practice - 1
Weather Report



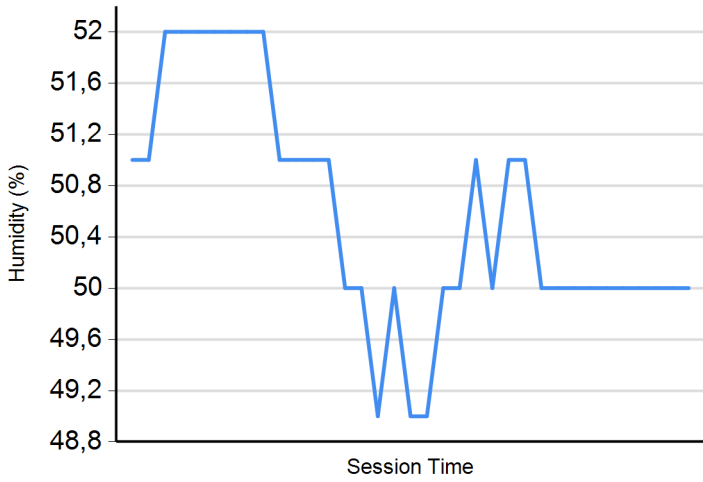
Air Temperature



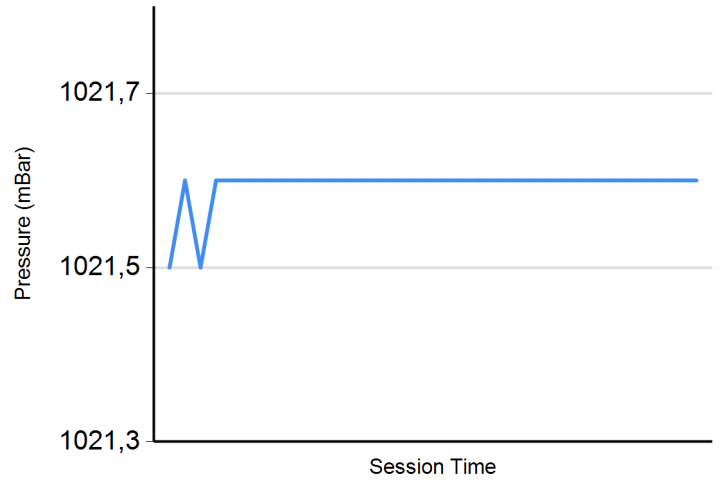
Track Temperature



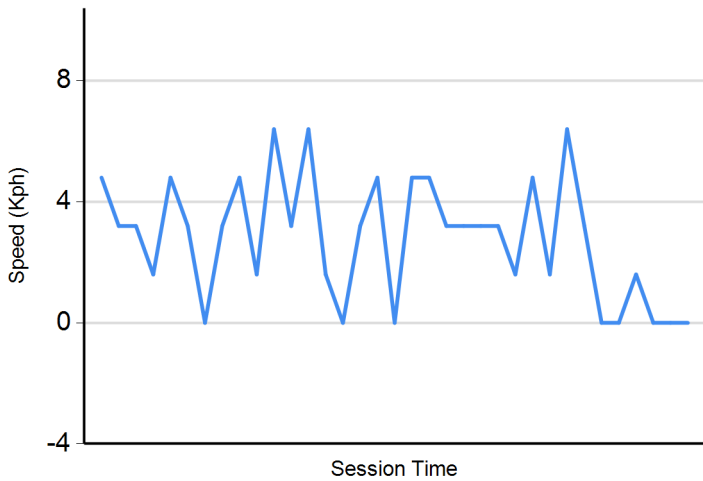
Humidity



Pressure



Wind Speed



Wind direction

North = 0°/360° Est = 90° South = 180° West = 270°

