


Circuit Ricardo Tormo
Caterham Cup 420R
Free Practice - 2
Provisional Results



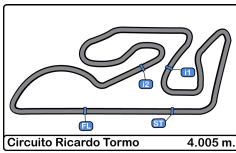
Clas	Nº	Driver	Nat	Team	Nat	Vehicle	Cat	Clas	Laps	Best	Time	Gap	Interval	Km/h
1	1	Jaubert Mathys	FRA	PALM	FRA		A	1	14	10	1:46.990			134.7
2	29	Moussier Eric	FRA	CCF	FRA		A	2	15	14	1:47.299	0.309	0.309	134.3
3	20	Chahinian Franck	FRA	CCF	FRA		A	3	16	12	1:47.522	0.532	0.223	134.0
4	30	Gachnang Gary	FRA	PALM	FRA		A	4	14	10	1:47.681	0.691	0.159	133.8
5	24	Noregral Bruno	FRA	PALM	FRA		A	5	16	7	1:47.746	0.756	0.065	133.8
6	35	Gassin Bastien	FRA	ST ELOI	FRA		A	6	16	7	1:47.841	0.851	0.095	133.6
7	59	Clay Tristan	FRA	CCF	FRA		A	7	16	6	1:47.851	0.861	0.010	133.6
8	2	Pretin Antoine	FRA	CCF	FRA		A	8	5	3	1:47.860	0.870	0.009	133.6
9	52	Leguem David	FRA	ST ELOI	FRA		A	9	17	6	1:48.059	1.069	0.199	133.4
10	23	Wehrle Pascal	FRA	PALM	FRA		B	1	17	7	1:48.254	1.264	0.195	133.1
11	40	Labescat Franck	FRA	CCF	FRA		A	10	16	15	1:48.293	1.303	0.039	133.1
12	9	Bizet Henri	FRA	PALM	FRA		A	11	18	16	1:48.342	1.352	0.049	133.0
13	12	Griffon Arnaud	FRA	CCF	FRA		A	12	18	8	1:48.347	1.357	0.005	133.0
14	44	Girardot Alain	FRA	CCF	FRA		B	2	18	12	1:48.688	1.698	0.341	132.6
15	19	Azar Jeremy	FRA	ROSSELSP	FRA		A	13	15	11	1:48.791	1.801	0.103	132.5
16	92	Loi Olivier	FRA	ST ELOI	FRA		A	14	15	3	1:48.867	1.877	0.076	132.4
17	18	Dallois Jean-Michel	FRA	IND	FRA		A	15	17	11	1:48.908	1.918	0.041	132.3
18	60	Chatelain Francis	FRA	PALM	FRA		B	3	17	6	1:48.957	1.967	0.049	132.3
19	75	Pinto Alexandre	FRA	ST ELOI	FRA		A	16	16	6	1:49.020	2.030	0.063	132.2
20	88	Mignatelli Arnaud	FRA	CCF	FRA		A	17	17	10	1:49.121	2.131	0.101	132.1
21	63	Allaire Frédéric	FRA	ST ELOI	FRA		A	18	17	5	1:49.647	2.657	0.526	131.4
22	69	Quetaud Philippe	FRA	CCF	FRA		A	19	16	15	1:49.811	2.821	0.164	131.2
23	74	Gossiaux Jean-Philippe	FRA	ST ELOI	FRA		A	20	16	11	1:49.899	2.909	0.088	131.1
24	11	Schmied Remy	FRA	IND	FRA		A	21	16	12	1:50.015	3.025	0.116	131.0
25	41	Meignan Pascal	FRA	ST ELOI	FRA		B	4	17	8	1:50.050	3.060	0.035	131.0
26	3	Dallois Pierre-Emmanuel	FRA	IND	FRA		A	22	17	16	1:50.128	3.138	0.078	130.9
27	15	Cordel Hervé	FRA	CCF	FRA		B	5	16	13	1:50.183	3.193	0.055	130.8
28	98	Guerin Olivier	FRA	CCF	FRA		A	23	13	12	1:50.351	3.361	0.168	130.6
29	68	Antoni Christophe	FRA	IND	FRA		A	24	15	8	1:50.530	3.540	0.179	130.4
30	25	Massoutre Olivier	FRA	CCF	FRA		B	6	17	4	1:50.599	3.609	0.069	130.3
31	38	Boueix Claude	FRA	DOG RACING	FRA		B	7	16	14	1:50.823	3.833	0.224	130.0
32	32	Mignatelli Jean-Pierre	FRA	CCF	FRA		B	8	17	15	1:50.827	3.837	0.004	130.0
33	16	Huot Harold	FRA	ROSSELSP	FRA		A	25	15	9	1:50.889	3.899	0.062	130.0
34	211	Trotin Arnaud	FRA	ROSSELSP	FRA		A	26	16	13	1:50.954	3.964	0.065	129.9
35	26	Delaisse François Clement	FRA	CCF	FRA		A	27	17	4	1:51.196	4.206	0.242	129.6
36	76	Gossiaux Philippe	FRA	ST ELOI	FRA		B	9	11	9	1:51.219	4.229	0.023	129.6
37	8	Senard Patrick	FRA	CCF	FRA		B	10	17	4	1:52.220	5.230	1.001	128.4

Published at:.....

Track Temp: 38.3 °C Air Temp: 25.9 °C Humidity: 45 % Track Status: DRY

Stewards:	Race Director:	Timekeeper: 
------------------	-----------------------	---





Circuit Ricardo Tormo
Caterham Cup 420R
Free Practice - 2
Provisional Results by Category



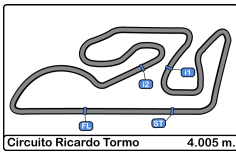
Clas	Nº	Driver	Nat	Team	Nat	Vehicle	Cat	Clas	Laps	Best	Time	Gap	Interval	Km/h
A														
1	1	Jaubert Mathys		PALM			A	1	14	10	1:46.990			134.7
2	29	Moussier Eric		CCF			A	2	15	14	1:47.299	0.309	0.309	134.3
3	20	Chahinian Franck		CCF			A	3	16	12	1:47.522	0.532	0.223	134.0
4	30	Gachnang Gary		PALM			A	4	14	10	1:47.681	0.691	0.159	133.8
5	24	Noregral Bruno		PALM			A	5	16	7	1:47.746	0.756	0.065	133.8
6	35	Gassin Bastien		ST ELOI			A	6	16	7	1:47.841	0.851	0.095	133.6
7	59	Clay Tristan		CCF			A	7	16	6	1:47.851	0.861	0.010	133.6
8	2	Pretin Antoine		CCF			A	8	5	3	1:47.860	0.870	0.009	133.6
9	52	Leguem David		ST ELOI			A	9	17	6	1:48.059	1.069	0.199	133.4
10	40	Labescat Franck		CCF			A	10	16	15	1:48.293	1.303	0.234	133.1
11	9	Bizet Henri		PALM			A	11	18	16	1:48.342	1.352	0.049	133.0
12	12	Griffon Arnaud		CCF			A	12	18	8	1:48.347	1.357	0.005	133.0
13	19	Azar Jeremy		ROSSELSP			A	13	15	11	1:48.791	1.801	0.444	132.5
14	92	Loi Olivier		ST ELOI			A	14	15	3	1:48.867	1.877	0.076	132.4
15	18	Dallois Jean-Michel		IND			A	15	17	11	1:48.908	1.918	0.041	132.3
16	75	Pinto Alexandre		ST ELOI			A	16	16	6	1:49.020	2.030	0.112	132.2
17	88	Mignatelli Arnaud		CCF			A	17	17	10	1:49.121	2.131	0.101	132.1
18	63	Allaire Frédéric		ST ELOI			A	18	17	5	1:49.647	2.657	0.526	131.4
19	69	Quetaud Philippe		CCF			A	19	16	15	1:49.811	2.821	0.164	131.2
20	74	Gossiaux Jean-Philippe		ST ELOI			A	20	16	11	1:49.899	2.909	0.088	131.1
21	11	Schmied Remy		IND			A	21	16	12	1:50.015	3.025	0.116	131.0
22	3	Dallois Pierre-Emmanuel		IND			A	22	17	16	1:50.128	3.138	0.113	130.9
23	98	Guerin Olivier		CCF			A	23	13	12	1:50.351	3.361	0.223	130.6
24	68	Antoni Christophe		IND			A	24	15	8	1:50.530	3.540	0.179	130.4
25	16	Huot Harold		ROSSELSP			A	25	15	9	1:50.889	3.899	0.359	130.0
26	211	Trotin Arnaud		ROSSELSP			A	26	16	13	1:50.954	3.964	0.065	129.9
27	26	Delaisse François Clement		CCF			A	27	17	4	1:51.196	4.206	0.242	129.6
B														
1	23	Wehrlen Pascal		PALM			B	1	17	7	1:48.254			133.1
2	44	Girardot Alain		CCF			B	2	18	12	1:48.688	0.434	0.434	132.6
3	60	Chatelain Francis		PALM			B	3	17	6	1:48.957	0.703	0.269	132.3
4	41	Meignan Pascal		ST ELOI			B	4	17	8	1:50.050	1.796	1.093	131.0
5	15	Cordel Hervé		CCF			B	5	16	13	1:50.183	1.929	0.133	130.8
6	25	Massoutre Olivier		CCF			B	6	17	4	1:50.599	2.345	0.416	130.3
7	38	Boueix Claude		DOG RACING			B	7	16	14	1:50.823	2.569	0.224	130.0
8	32	Mignatelli Jean-Pierre		CCF			B	8	17	15	1:50.827	2.573	0.004	130.0
9	76	Gossiaux Philippe		ST ELOI			B	9	11	9	1:51.219	2.965	0.392	129.6
10	8	Senard Patrick		CCF			B	10	17	4	1:52.220	3.966	1.001	128.4

Published at:.....

Track Temp: 38.3 °C Air Temp: 25.9 °C Humidity: 45 % Track Status: DRY

Stewards:	Race Director:	Timekeeper:
------------------	-----------------------	------------------------

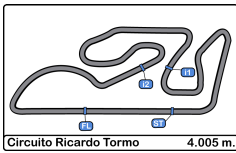




Circuit Ricardo Tormo
Caterham Cup 420R
Free Practice - 2
Lap Analysis



1 Jaubert Mathys							8 Senard Patrick											
A							PALM B							CCF				
Lap	D	Time	Sector 1	Sector 2	Sector 3	T. Spd	Elapsed	Lap	D	Time	Sector 1	Sector 2	Sector 3	T. Spd	Elapsed			
1		13:02:07.663	13:00:58.058	39.086	30.519		13:02:07.663	1		13:02:26.593	13:01:11.264	43.616	31.713		13:02:26.593			
2		1:48.422	40.569	37.670	30.183	203.3	13:03:56.085	2		1:56.252	43.249	41.853	31.150	199.4	13:04:22.845			
3		1:47.845	40.362	37.737	29.746	211.1	13:05:43.930	3		1:53.028	42.801	39.496	30.731	211.1	13:06:15.873			
4		1:47.551	40.323	37.638	29.590	202.8	13:07:31.481	4		1:52.220	42.763	38.958	30.499	207.4	13:08:08.093			
5		1:47.800	40.468	37.685	29.647	202.2	13:09:19.281	5		1:52.221	42.282	39.351	30.588	205.7	13:10:00.314			
6		1:47.526	40.210	37.568	29.748	202.8	13:11:06.807	6		1:54.295	42.062	38.847	33.386	206.3	13:11:54.609			
7		1:51.047	42.461	38.731	29.855	203.3	13:12:57.854	7		1:52.460	42.399	39.061	31.000	197.2	13:13:47.069			
8		1:47.353	40.145	37.587	29.621	206.3	13:14:45.207	8		1:54.128	43.338	39.028	31.762	203.3	13:15:41.197			
9		1:50.799	40.214	37.925	32.660	210.5	13:16:36.006	9		1:52.898	42.078	39.126	31.694	205.7	13:17:34.095			
10		1:46.990	40.122	37.430	29.438	205.1	13:18:22.996	10		1:52.651	42.188	39.274	31.189	208.6	13:19:26.746			
11		2:05.418	50.737	43.269	31.412	171.4	13:20:28.414	11		1:52.808	42.731	39.221	30.856	203.3	13:21:19.554			
12		1:47.412	40.106	37.542	29.764	209.9	13:22:15.826	12		1:53.821	44.080	39.106	30.635	198.8	13:23:13.375			
13		2:00.273	40.624	49.313	30.336	206.8	13:24:16.099	13		1:52.391	41.672	39.255	31.464	203.9	13:25:05.766			
14		1:55.408 P	40.442	38.083	36.883	206.3	13:26:11.507	14		1:53.988	43.010	39.969	31.009	201.1	13:26:59.754			
2 Pretin Antoine							15 1:53.553							42.933	39.910	30.710	202.8	13:28:53.307
A							16 1:53.204							42.294	39.311	31.599	203.9	13:30:46.511
CCF							17 2:17.821 P							43.314	42.471	52.036	200.5	13:33:04.332
Lap D Time Sector 1 Sector 2 Sector 3 T. Spd Elapsed							9 Bizet Henri											
1 13:02:23.734 13:01:14.269 39.103 30.362 13:02:23.734							A PALM											
2 1:49.183 40.946 38.191 30.046 205.7 13:04:12.917							Lap D Time Sector 1 Sector 2 Sector 3 T. Spd Elapsed											
3 1:47.860 40.373 37.873 29.614 208.6 13:06:00.777							1 13:02:08.252 13:00:59.405 38.541 30.306 13:02:08.252											
4 1:49.135 41.613 37.762 29.760 212.3 13:07:49.912							2 1:48.553 40.672 38.044 29.837 209.3 13:03:56.805											
5 3:30.187 P 1:03.168 58.031 1:28.988 205.1 13:11:20.099							3 1:48.736 40.534 38.238 29.964 207.4 13:05:45.541											
3 Dallois Pierre-Emmanuel							4 1:49.024 40.751 38.353 29.920 214.9 13:07:34.565											
A IND							5 1:48.992 40.771 38.189 30.032 205.1 13:09:23.557											
Lap D Time Sector 1 Sector 2 Sector 3 T. Spd Elapsed							6 1:49.474 41.593 38.085 29.796 201.6 13:11:13.031											
1 13:03:19.579 13:01:56.318 45.536 37.725 13:03:19.579							7 1:48.840 40.456 38.337 30.047 208.0 13:13:01.871											
2 2:00.994 48.875 41.196 30.923 152.5 13:05:20.573							8 1:49.245 40.425 37.934 30.886 205.7 13:14:51.116											
3 1:53.469 42.420 40.284 30.765 200.0 13:07:14.042							9 1:51.049 41.372 38.244 31.433 195.6 13:16:42.165											
4 1:51.293 41.596 39.193 30.504 201.1 13:09:05.335							10 1:48.371 40.372 38.100 29.899 210.5 13:18:30.536											
5 1:51.496 41.775 39.195 30.526 201.1 13:10:56.831							11 1:49.307 40.351 38.624 30.332 212.3 13:20:19.843											
6 1:50.495 41.445 38.643 30.407 201.6 13:12:47.326							12 1:57.107 40.662 38.559 37.886 205.7 13:22:16.950											
7 1:53.459 41.374 40.014 32.071 201.6 13:14:40.785							13 1:59.958 41.801 48.006 30.151 193.0 13:24:16.908											
8 1:51.402 41.153 39.533 30.716 205.1 13:16:32.187							14 1:48.780 40.735 38.044 30.001 211.1 13:26:05.688											
9 1:50.505 41.335 38.572 30.598 203.3 13:18:22.692							15 1:49.352 40.894 38.353 30.105 206.3 13:27:55.040											
10 1:59.297 44.372 44.577 30.348 204.5 13:20:21.989							16 1:48.342 40.472 37.886 29.984 208.6 13:29:43.382											
11 1:51.899 41.394 39.334 31.171 208.0 13:22:13.888							17 1:48.357 40.409 37.932 30.016 210.5 13:31:31.739											
12 1:52.048 42.238 39.471 30.339 205.7 13:24:05.936							18 2:06.649 P 48.977 39.166 38.506 206.3 13:33:38.388											
13 1:50.908 41.762 38.762 30.384 203.9 13:25:56.844																		
14 1:50.775 41.641 38.735 30.399 206.3 13:27:47.619																		
15 1:50.248 41.101 38.669 30.478 205.7 13:29:37.867																		
16 1:50.128 41.179 38.632 30.317 203.3 13:31:27.995																		
17 2:25.023 P 49.733 47.971 47.319 202.8 13:33:53.018																		



Circuit Ricardo Tormo
Caterham Cup 420R
Free Practice - 2
Lap Analysis

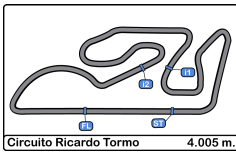


11 Schmier Remy **15** Cordel Hervé

A						IND	B						CCF		
Lap	D	Time	Sector 1	Sector 2	Sector 3	T. Spd	Elapsed	Lap	D	Time	Sector 1	Sector 2	Sector 3	T. Spd	Elapsed
1		13:02:17.648	13:01:05.817	39.723	32.108		13:02:17.648	1		13:02:35.311	13:01:24.210	40.366	30.735		13:02:35.311
2		2:25.847	42.837	39.138	1:03.872	202.2	13:04:43.495	2		1:54.487	43.244	40.324	30.919	202.8	13:04:29.798
3		2:05.675	41.740	53.246	30.689	197.8	13:06:49.170	3		1:51.533	41.994	38.769	30.770	202.8	13:06:21.331
4		1:51.829	42.370	38.802	30.657	201.1	13:08:40.999	4		1:50.705	41.933	38.673	30.099	208.6	13:08:12.036
5		1:51.416	42.059	38.792	30.565	199.4	13:10:32.415	5		1:56.633	42.661	43.672	30.300	206.3	13:10:08.669
6		1:51.167	42.073	38.507	30.587	201.1	13:12:23.582	6		1:51.029	41.256	38.878	30.895	208.0	13:11:59.698
7		1:51.453	42.057	38.754	30.642	200.5	13:14:15.035	7		1:50.892	41.520	39.107	30.265	206.8	13:13:50.590
8		1:59.875 P	41.675	39.110	39.090	198.8	13:16:14.910	8		1:51.358	41.642	38.802	30.914	206.8	13:15:41.948
9		4:21.238	2:55.143	55.360	30.735		13:20:36.148	9		1:51.917	41.855	39.067	30.995	211.1	13:17:33.865
10		1:52.916	42.164	39.119	31.633	202.2	13:22:29.064	10		1:53.003	42.952	39.278	30.773	203.3	13:19:26.868
11		1:50.772	41.374	38.637	30.761	205.7	13:24:19.836	11		1:52.682	42.045	38.911	31.726	210.5	13:21:19.550
12		1:50.015	41.158	38.783	30.074	205.1	13:26:09.851	12		1:52.846	43.513	38.910	30.423	205.1	13:23:12.396
13		1:50.411	41.496	38.749	30.166	208.0	13:28:00.262	13		1:50.183	41.315	38.556	30.312	207.4	13:25:02.579
14		1:51.541	42.716	38.780	30.045	208.6	13:29:51.803	14		1:50.556	41.416	38.742	30.398	207.4	13:26:53.135
15		1:50.529	40.988	38.872	30.669	206.8	13:31:42.332	15		1:51.136	41.553	38.954	30.629	206.8	13:28:44.271
16		2:35.573 P	49.212	50.484	55.877	190.9	13:34:17.905	16		1:59.053 P	41.729	38.889	38.435	204.5	13:30:43.324

12 Griffon Arnaud **16** Huot Harold

A						CCF	A						ROSSELS P		
Lap	D	Time	Sector 1	Sector 2	Sector 3	T. Spd	Elapsed	Lap	D	Time	Sector 1	Sector 2	Sector 3	T. Spd	Elapsed
1		13:02:13.983	13:01:04.295	39.428	30.260		13:02:13.983	1		13:02:30.454	13:01:18.738	39.924	31.792		13:02:30.454
2		1:54.469	45.454	38.537	30.478	214.2	13:04:08.452	2		1:51.922	41.412	39.106	31.404	202.8	13:04:22.376
3		1:50.147	41.405	38.004	30.738	205.1	13:05:58.599	3		1:51.877	41.652	39.604	30.621	206.3	13:06:14.253
4		1:49.426	41.118	37.981	30.327	208.0	13:07:48.025	4		1:51.914	42.332	39.196	30.386	203.9	13:08:06.167
5		1:48.801	40.679	38.073	30.049	213.6	13:09:36.826	5		1:51.105	41.643	39.084	30.378	206.8	13:09:57.272
6		1:49.655	40.476	38.538	30.641	205.7	13:11:26.481	6		2:05.843 P	42.034	40.476	43.333	209.9	13:12:03.115
7		1:48.768	40.710	38.105	29.953		13:13:15.249	7		3:33.287	2:22.757	39.455	31.075		13:15:36.402
8		1:48.347	40.452	37.980	29.915	207.4	13:15:03.596	8		1:51.185	41.484	39.169	30.532	200.5	13:17:27.587
9		1:49.356	40.967	38.387	30.002	208.6	13:16:52.952	9		1:50.889	41.800	38.742	30.347	200.5	13:19:18.476
10		1:48.659	40.628	38.115	29.916	209.3	13:18:41.611	10		1:54.668	41.415	40.964	32.289	201.1	13:21:13.144
11		1:48.978	40.874	38.246	29.858	210.5	13:20:30.589	11		2:09.258 P	41.191	42.811	45.256	200.5	13:23:22.402
12		1:49.151	40.920	38.318	29.913	215.5	13:22:19.740	12		3:04.996	1:54.818	39.010	31.168		13:26:27.398
13		1:51.480	40.916	38.399	32.165	208.0	13:24:11.220	13		1:52.721	41.733	39.841	31.147	208.0	13:28:20.119
14		1:55.106	46.889	38.539	29.678	202.8	13:26:06.326	14		1:50.910	41.269	39.299	30.342	205.1	13:30:11.029
15		1:49.473	41.067	38.123	30.283	212.3	13:27:55.799	15		2:07.833 P	42.176	39.079	46.578	204.5	13:32:18.862
16		1:48.926	40.819	37.930	30.177	210.5	13:29:44.725								
17		1:49.985	40.805	38.819	30.361	208.6	13:31:34.710								
18		2:28.616 P	53.898	48.325	46.393	160.7	13:34:03.326								



Circuit Ricardo Tormo
Caterham Cup 420R
Free Practice - 2
Lap Analysis



18

Dallois Jean-Michel

20

Chahinian Franck

A							IND	A							CCF
Lap	D	Time	Sector 1	Sector 2	Sector 3	T. Spd	Elapsed	Lap	D	Time	Sector 1	Sector 2	Sector 3	T. Spd	Elapsed
1		13:02:58.217	13:01:47.023	40.476	30.718		13:02:58.217	1		13:02:14.195	13:01:04.669	39.453	30.073		13:02:14.195
2		1:51.729	41.137	39.737	30.855	200.5	13:04:49.946	2		2:05.680	54.817	40.162	30.701	194.0	13:04:19.875
3		1:52.171	42.030	39.369	30.772	174.7	13:06:42.117	3		1:49.683	40.607	38.495	30.581	204.5	13:06:09.558
4		1:49.754	40.965	38.670	30.119	201.1	13:08:31.871	4		1:49.803	40.836	38.878	30.089	203.3	13:07:59.361
5		1:49.702	40.849	38.679	30.174	201.6	13:10:21.573	5		1:49.199	40.645	38.096	30.458	203.3	13:09:48.560
6		1:49.847	40.790	38.944	30.113	203.3	13:12:11.420	6		1:48.690	40.382	37.966	30.342	203.3	13:11:37.250
7		1:50.221	41.358	38.534	30.329	203.9	13:14:01.641	7		1:48.532	40.428	38.013	30.091	204.5	13:13:25.782
8		1:50.679	41.400	38.666	30.613	209.9	13:15:52.320	8		1:49.099	40.964	38.119	30.016	203.9	13:15:14.881
9		1:49.812	41.129	38.477	30.206	208.0	13:17:42.132	9		1:49.154	40.514	38.311	30.329	203.9	13:17:04.035
10		1:49.950	40.728	38.943	30.279	211.1	13:19:32.082	10		2:39.892 P	48.641	58.981	52.270	204.5	13:19:43.927
11		1:48.908	40.861	38.188	29.859	211.7	13:21:20.990	11		2:41.142	1:29.503	41.273	30.366		13:22:25.069
12		1:50.225	41.764	38.460	30.001	209.3	13:23:11.215	12		1:47.522	40.286	37.693	29.543	210.5	13:24:12.591
13		1:49.474	41.065	38.445	29.964	213.0	13:25:00.689	13		2:02.781	43.534	47.399	31.848	212.3	13:26:15.372
14		1:49.787	40.931	38.552	30.304	215.5	13:26:50.476	14		1:47.892	40.437	37.636	29.819	211.7	13:28:03.264
15		1:49.100	40.823	38.360	29.917	203.9	13:28:39.576	15		1:47.552	40.375	37.531	29.646	209.9	13:29:50.816
16		1:49.550	40.661	38.572	30.317	205.7	13:30:29.126	16		2:16.466 P	40.569	43.920	51.977	209.3	13:32:07.282
17		2:16.051 P	45.951	46.683	43.417	173.0	13:32:45.177								

19

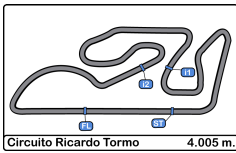
Azar Jeremy

23

Wehrlen Pascal

A							ROSELSP	B							PALM
Lap	D	Time	Sector 1	Sector 2	Sector 3	T. Spd	Elapsed	Lap	D	Time	Sector 1	Sector 2	Sector 3	T. Spd	Elapsed
1		13:02:36.075	13:01:25.518	40.117	30.440		13:02:36.075	1		13:02:08.179	13:00:57.743	39.151	31.285		13:02:08.179
2		1:50.352	41.596	38.650	30.106	209.3	13:04:26.427	2		1:49.663	41.355	38.365	29.943	205.1	13:03:57.842
3		1:50.007	41.310	38.603	30.094	205.7	13:06:16.434	3		1:51.408	40.769	38.046	32.593	205.7	13:05:49.250
4		1:49.113	41.125	38.222	29.766	213.0	13:08:05.547	4		1:49.400	40.804	38.097	30.499	208.0	13:07:38.650
5		2:17.148	48.207	55.880	33.061	216.2	13:10:22.695	5		1:48.343	40.715	37.819	29.809	213.0	13:09:26.993
6		1:49.647	41.012	38.549	30.086	207.4	13:12:12.342	6		1:48.615	40.554	38.305	29.756	211.7	13:11:15.608
7		1:49.161	40.839	38.382	29.940	210.5	13:14:01.503	7		1:48.254	40.319	38.095	29.840	209.9	13:13:03.862
8		1:50.017	41.287	38.186	30.544	203.9	13:15:51.520	8		1:48.368	40.456	37.989	29.923	208.0	13:14:52.230
9		1:49.734	40.950	38.554	30.230	203.9	13:17:41.254	9		1:48.810	40.436	38.382	29.992	209.3	13:16:41.040
10		1:50.037	41.313	38.407	30.317	203.9	13:19:31.291	10		1:49.286	40.534	38.596	30.156	206.3	13:18:30.326
11		1:48.791	40.793	38.185	29.813	216.2	13:21:20.082	11		1:50.344	41.166	38.335	30.843	205.1	13:20:20.670
12		1:50.848	41.848	38.451	30.549	208.0	13:23:10.930	12		1:51.616	40.294	38.564	32.758	208.0	13:22:12.286
13		1:49.566	41.146	38.253	30.167	208.6	13:25:00.496	13		2:05.908 P	49.944	38.101	37.863	200.0	13:24:18.194
14		1:50.549	40.928	39.542	30.079	207.4	13:26:51.045	14		3:38.430	2:30.347	38.152	29.931		13:27:56.624
15		1:52.715 P	40.823	38.390	33.502	211.1	13:28:43.760	15		1:49.803	40.771	38.839	30.193	210.5	13:29:46.427
								16		1:48.408	40.243	37.849	30.316	208.0	13:31:34.835
								17		2:26.820 P	52.804	46.113	47.903	207.4	13:34:01.655





Circuit Ricardo Tormo
Caterham Cup 420R
Free Practice - 2
Lap Analysis



24

Noregral Bruno

A

PALM

26

Delaisse François Clement

A

CCF

Lap	D	Time	Sector 1	Sector 2	Sector 3	T. Spd	Elapsed	Lap	D	Time	Sector 1	Sector 2	Sector 3	T. Spd	Elapsed
1		13:02:06.424	13:00:57.145	38.853	30.426		13:02:06.424	1		13:02:45.081	13:01:32.701	40.201	32.179		13:02:45.081
2		1:49.453	41.066	38.144	30.243	199.4	13:03:55.877	2		1:52.198	42.388	38.846	30.964	206.8	13:04:37.279
3		1:49.388	41.102	38.077	30.209	200.5	13:05:45.265	3		1:51.880	41.956	39.182	30.742	207.4	13:06:29.159
4		1:50.332	41.224	38.465	30.643	205.7	13:07:35.597	4		1:51.196	41.377	39.153	30.666	208.0	13:08:20.355
5		1:48.249	40.388	37.908	29.953	205.7	13:09:23.846	5		1:54.918	42.066	42.403	30.449	205.1	13:10:15.273
6		1:48.111	40.259	37.914	29.938	209.9	13:11:11.957	6		1:53.380	41.923	40.272	31.185	205.7	13:12:08.653
7		1:47.746	40.221	37.825	29.700	203.3	13:12:59.703	7		1:55.929	42.603	39.063	34.263	203.3	13:14:04.582
8		1:48.201	40.447	38.007	29.747	206.8	13:14:47.904	8		1:51.327	42.193	38.618	30.516	205.7	13:15:55.909
9		1:56.924 P	40.787	39.131	37.006	206.3	13:16:44.828	9		1:51.958	41.912	38.973	31.073	206.3	13:17:47.867
10		4:51.576	3:43.401	38.247	29.928		13:21:36.404	10		1:51.404	41.798	39.070	30.536	204.5	13:19:39.271
11		1:48.930	40.523	38.485	29.922		13:23:25.334	11		2:00.260	44.156	45.311	30.793	204.5	13:21:39.531
12		1:48.649	40.547	38.106	29.996	201.6	13:25:13.983	12		2:01.451 P	41.832	39.062	40.557	202.2	13:23:40.982
13		1:48.132	40.461	37.806	29.865	204.5	13:27:02.115	13		2:22.317	1:11.325	40.210	30.782		13:26:03.299
14		1:48.580	40.801	37.926	29.853	205.7	13:28:50.695	14		2:01.660	42.267	46.399	32.994	206.3	13:28:04.959
15		1:48.857	40.644	38.359	29.854	205.7	13:30:39.552	15		1:52.844	41.793	39.863	31.188	207.4	13:29:57.803
16		2:21.719 P	45.424	46.556	49.739	202.8	13:33:01.271	16		1:52.528	41.987	39.715	30.826	202.8	13:31:50.331
								17		2:29.709 P	46.791	50.326	52.592	203.3	13:34:20.040

25

Massoutre Olivier

B

CCF

29

Moussier Eric

A

CCF

Lap	D	Time	Sector 1	Sector 2	Sector 3	T. Spd	Elapsed	Lap	D	Time	Sector 1	Sector 2	Sector 3	T. Spd	Elapsed
1		13:02:31.549	13:01:21.458	39.544	30.547		13:02:31.549	1		13:02:22.765	13:01:12.931	39.751	30.083		13:02:22.765
2		1:51.557	41.697	39.006	30.854	204.5	13:04:23.106	2		1:49.226	41.034	38.426	29.766	203.9	13:04:11.991
3		1:51.589	41.927	39.267	30.395	213.0	13:06:14.695	3		1:48.196	40.386	38.007	29.803	206.3	13:06:00.187
4		1:50.599	41.593	38.322	30.684	211.1	13:08:05.294	4		1:48.236	40.589	37.780	29.867	211.7	13:07:48.423
5		1:51.512	41.727	39.129	30.656	206.3	13:09:56.806	5		1:49.364	41.009	38.348	30.007	212.3	13:09:37.787
6		1:52.567	42.254	39.679	30.634	206.8	13:11:49.373	6		1:56.805 P	40.211	37.885	38.709	207.4	13:11:34.592
7		1:52.025	42.278	38.923	30.824	201.1	13:13:41.398	7		3:04.696	1:45.102	49.603	29.991		13:14:39.288
8		2:22.753	42.067	39.662	1:01.024	201.6	13:16:04.151	8		1:49.257	40.867	38.308	30.082	200.0	13:16:28.545
9		1:53.783	42.854	39.901	31.028	200.5	13:17:57.934	9		1:57.072 P	40.756	38.586	37.730	200.5	13:18:25.617
10		1:53.429	42.964	39.567	30.898	202.2	13:19:51.363	10		3:58.952	2:46.775	41.788	30.389		13:22:24.569
11		1:53.554	43.457	39.467	30.630	202.2	13:21:44.917	11		1:47.445	40.281	37.604	29.560	203.9	13:24:12.014
12		1:51.830	42.300	39.041	30.489	202.2	13:23:36.747	12		2:02.940	43.852	47.245	31.843	210.5	13:26:14.954
13		1:51.930	42.039	39.117	30.774	201.1	13:25:28.677	13		1:47.331	40.322	37.492	29.517	204.5	13:28:02.285
14		1:51.706	41.938	39.173	30.595	202.2	13:27:20.383	14		1:47.299	40.209	37.691	29.399	207.4	13:29:49.584
15		1:52.479	42.442	39.425	30.612	201.6	13:29:12.862	15		1:55.112 P	41.000	39.233	34.879	211.1	13:31:44.696
16		1:52.611	42.478	39.353	30.780	201.6	13:31:05.473								
17		2:05.419 P	42.011	39.440	43.968	200.0	13:33:10.892								

30

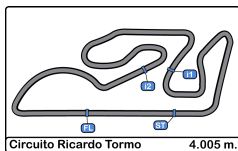
Gachnang Gary

A

PALM

Lap	D	Time	Sector 1	Sector 2	Sector 3	T. Spd	Elapsed
1		13:01:58.710	13:00:49.876	38.390	30.444		13:01:58.710
2		1:49.124	40.884	38.156	30.084	197.2	13:03:47.834
3		1:48.669	40.576	38.121	29.972	198.8	13:05:36.503
4		1:48.970	40.602	38.517	29.851	200.0	13:07:25.473
5		1:54.283	40.806	42.272	31.205	200.5	13:09:19.756
6		1:47.915	40.435	37.915	29.565	209.3	13:11:07.671
7		1:48.468	40.536	38.104	29.828	206.8	13:12:56.139
8		1:48.352	40.695	37.911	29.746	201.1	13:14:44.491
9		1:51.976	40.362	38.262	33.352	203.3	13:16:36.467
10		1:47.681	40.290	37.733	29.658	210.5	13:18:24.148
11		2:03.284	44.771	46.203	32.310	204.5	13:20:27.432
12		1:49.264	41.543	37.932	29.789	203.9	13:22:16.696
13		2:00.578	40.327	50.138	30.113	208.6	13:24:17.274
14		1:56.502 P	41.142	39.214	36.146	212.3	13:26:13.776





Circuit Ricardo Tormo
Caterham Cup 420R
Free Practice - 2
Lap Analysis



32

Mignatelli Jean-Pierre

38

Boueix Claude

B							CCF		B							DOG RACING	
Lap	D	Time	Sector 1	Sector 2	Sector 3	T. Spd	Elapsed	Lap	D	Time	Sector 1	Sector 2	Sector 3	T. Spd	Elapsed		
1		13:02:43.882	13:01:31.397	39.545	32.940		13:02:43.882	1		13:02:37.724	13:01:26.052	40.363	31.309		13:02:37.724		
2		1:52.178	41.386	39.239	31.553	209.9	13:04:36.060	2		1:54.097	42.978	39.518	31.601	203.3	13:04:31.821		
3		1:51.576	41.473	38.964	31.139	203.3	13:06:27.636	3		1:53.129	42.295	39.801	31.033	201.1	13:06:24.950		
4		1:50.899	41.754	38.213	30.932	205.1	13:08:18.535	4		1:51.876	41.996	38.835	31.045	202.8	13:08:16.826		
5		2:02.771 P	41.904	42.971	37.896	202.8	13:10:21.306	5		1:54.875	43.180	40.792	30.903	200.5	13:10:11.701		
6		2:52.081	1:40.304	40.750	31.027		13:13:13.387	6		1:54.867	42.330	39.810	32.727	201.1	13:12:06.568		
7		1:54.352	41.957	40.662	31.733	203.3	13:15:07.739	7		2:11.885	45.927	54.382	31.576	162.5	13:14:18.453		
8		1:52.022	41.768	39.475	30.779	199.4	13:16:59.761	8		1:59.515 P	42.452	39.268	37.795	199.4	13:16:17.968		
9		1:52.020	41.530	39.177	31.313	205.7	13:18:51.781	9		3:56.298	2:42.721	42.702	30.875		13:20:14.266		
10		1:52.043	41.396	39.113	31.534	202.8	13:20:43.824	10		1:59.570	43.057	41.619	34.894	201.6	13:22:13.836		
11		1:51.849	41.780	39.201	30.868	201.6	13:22:35.673	11		1:52.973	42.032	40.274	30.667	202.8	13:24:06.809		
12		1:52.054	41.999	38.962	31.093	200.0	13:24:27.727	12		1:52.597	41.797	39.785	31.015	203.3	13:25:59.406		
13		1:51.329	41.279	39.421	30.629	201.6	13:26:19.056	13		1:53.098	41.854	39.506	31.738	201.6	13:27:52.504		
14		1:51.750	41.393	38.951	31.406	205.1	13:28:10.806	14		1:50.823	41.439	38.781	30.603	203.9	13:29:43.327		
15		1:50.827	41.312	38.705	30.810	203.3	13:30:01.633	15		1:52.097	41.754	38.965	31.378	201.6	13:31:35.424		
16		1:51.380	41.605	38.912	30.863	202.2	13:31:53.013	16		2:37.863 P	53.753	50.638	53.472	167.0	13:34:13.287		
17		2:56.755 P	1:05.872	59.369	51.514	158.2	13:34:49.768										

35

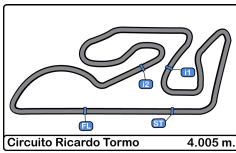
Gassin Bastien

40

Labescat Franck

A							ST ELOI		A							CCF	
Lap	D	Time	Sector 1	Sector 2	Sector 3	T. Spd	Elapsed	Lap	D	Time	Sector 1	Sector 2	Sector 3	T. Spd	Elapsed		
1		13:02:11.220	13:01:01.824	39.035	30.361		13:02:11.220	1		13:02:36.446	13:01:24.848	40.278	31.320		13:02:36.446		
2		1:50.481	41.690	38.384	30.407	200.5	13:04:01.701	2		1:53.611	43.599	39.168	30.844	209.3	13:04:30.057		
3		1:48.609	40.921	37.968	29.720	211.1	13:05:50.310	3		1:49.805	41.109	38.267	30.429	211.1	13:06:19.862		
4		1:48.079	40.291	37.876	29.912	205.1	13:07:38.389	4		1:49.225	40.869	38.268	30.088	207.4	13:08:09.087		
5		1:48.082	40.366	37.934	29.782	210.5	13:09:26.471	5		2:16.088	45.094	57.499	33.495	208.6	13:10:25.175		
6		1:48.288	40.551	37.949	29.788	202.8	13:11:14.759	6		1:48.752	40.491	38.240	30.021	205.7	13:12:13.927		
7		1:47.841	40.216	37.756	29.869	203.3	13:13:02.600	7		1:48.793	40.381	38.557	29.855	207.4	13:14:02.720		
8		1:48.052	40.198	37.735	30.119	206.8	13:14:50.652	8		1:49.837	40.730	38.635	30.472	208.0	13:15:52.557		
9		1:56.289 P	40.324	38.389	37.576	202.2	13:16:46.941	9		1:48.938	40.307	38.650	29.981	216.2	13:17:41.495		
10		3:25.228	1:58.193	55.286	31.749		13:20:12.169	10		1:49.459	40.534	38.454	30.471	213.0	13:19:30.954		
11		1:48.244	40.290	38.175	29.779	208.0	13:22:00.413	11		2:01.989 P	40.640	41.621	39.728	206.3	13:21:32.943		
12		1:48.520	40.430	38.140	29.950	198.8	13:23:48.933	12		3:15.891	2:01.375	44.105	30.411		13:24:48.834		
13		1:57.842	48.467	39.340	30.035	158.2	13:25:46.775	13		1:49.604	40.650	38.851	30.103	202.8	13:26:38.438		
14		1:48.226	40.282	38.152	29.792	209.9	13:27:35.001	14		1:58.043	40.657	47.363	30.023	204.5	13:28:36.481		
15		1:52.761	40.250	41.859	30.652	203.9	13:29:27.762	15		1:48.293	40.488	38.096	29.709	210.5	13:30:24.774		
16		1:55.372 P	40.582	38.264	36.526	208.6	13:31:23.134	16		2:24.726 P	49.071	48.893	46.762	178.6	13:32:49.500		





Circuit Ricardo Tormo
Caterham Cup 420R
Free Practice - 2
Lap Analysis

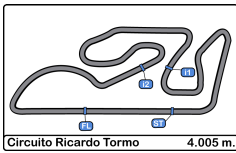


41 Meignan Pascal **52** Leguem David

B						ST ELOI					A					ST ELOI								
Lap	D	Time	Sector 1	Sector 2	Sector 3	T. Spd	Elapsed	Lap	D	Time	Sector 1	Sector 2	Sector 3	T. Spd	Elapsed	Lap	D	Time	Sector 1	Sector 2	Sector 3	T. Spd	Elapsed	
1		13:02:16.350	13:01:05.382	39.974	30.994		13:02:16.350	1		13:02:11.693	13:01:02.350	38.927	30.416		13:02:11.693									
2		1:52.024	41.949	39.535	30.540	205.7	13:04:08.374	2		1:50.658	41.452	38.784	30.422	209.9	13:04:02.351									
3		1:51.713	41.876	39.072	30.765	208.0	13:06:00.087	3		1:49.012	40.990	38.216	29.806	209.3	13:05:51.363									
4		1:50.937	41.779	39.012	30.146	208.0	13:07:51.024	4		1:49.473	41.172	38.237	30.064	216.2	13:07:40.836									
5		1:51.296	41.783	38.534	30.979	209.3	13:09:42.320	5		1:48.243	40.761	37.664	29.818	205.1	13:09:29.079									
6		1:51.470	41.618	38.927	30.925	206.3	13:11:33.790	6		1:48.059	40.304	38.079	29.676	208.6	13:11:17.138									
7		1:52.200	42.022	38.858	31.320	205.1	13:13:25.990	7		1:48.336	40.853	37.743	29.740	209.3	13:13:05.474									
8		1:50.050	41.370	38.339	30.341	209.9	13:15:16.040	8		1:54.714 P	40.591	38.023	36.100	206.3	13:15:00.188									
9		1:51.199	41.305	38.958	30.936	209.3	13:17:07.239	9		2:42.380	1:34.896	37.807	29.677		13:17:42.568									
10		1:51.589	41.790	38.853	30.946	206.3	13:18:58.828	10		1:49.292	40.537	38.108	30.647	213.0	13:19:31.860									
11		1:51.456	41.715	38.941	30.800	205.1	13:20:50.284	11		1:48.467	40.482	38.211	29.774	210.5	13:21:20.327									
12		1:51.882	41.876	39.124	30.882	203.9	13:22:42.166	12		1:50.284	41.809	38.489	29.986	212.3	13:23:10.611									
13		1:52.028	41.814	39.434	30.780	203.3	13:24:34.194	13		1:48.848	40.846	38.058	29.944	202.8	13:24:59.459									
14		1:52.915	42.009	38.939	31.967	203.3	13:26:27.109	14		1:48.113	40.468	37.938	29.707	202.8	13:26:47.572									
15		1:52.024	41.632	39.899	30.493	202.8	13:28:19.133	15		1:48.217	40.361	38.162	29.694	204.5	13:28:35.789									
16		1:51.268	41.612	38.741	30.915	204.5	13:30:10.401	16		1:48.117	40.340	38.043	29.734	205.7	13:30:23.906									
17		2:07.077 P	41.516	39.013	46.548	204.5	13:32:17.478	17		2:09.379 P	44.469	42.897	42.013	202.2	13:32:33.285									

44 Girardot Alain **59** Clay Tristan

B						CCF					A					CCF								
Lap	D	Time	Sector 1	Sector 2	Sector 3	T. Spd	Elapsed	Lap	D	Time	Sector 1	Sector 2	Sector 3	T. Spd	Elapsed	Lap	D	Time	Sector 1	Sector 2	Sector 3	T. Spd	Elapsed	
1		13:02:11.251	13:01:01.479	39.008	30.764		13:02:11.251	1		13:02:13.316	13:01:03.492	39.185	30.639		13:02:13.316									
2		1:50.225	41.371	38.193	30.661	205.1	13:04:01.476	2		1:50.116	41.719	38.312	30.085	206.3	13:04:03.432									
3		1:49.600	41.587	38.173	29.840	203.9	13:05:51.076	3		1:48.731	40.688	38.386	29.657	207.4	13:05:52.163									
4		1:49.840	41.225	38.225	30.390	209.9	13:07:40.916	4		1:48.991	40.880	38.244	29.867	208.0	13:07:41.154									
5		1:52.092	43.261	38.736	30.095	208.0	13:09:33.008	5		1:49.038	41.144	38.059	29.835	213.6	13:09:30.192									
6		1:49.245	41.047	38.246	29.952	206.3	13:11:22.253	6		1:47.851	40.310	37.775	29.766	206.8	13:11:18.043									
7		1:49.164	40.934	38.371	29.859	207.4	13:13:11.417	7		1:49.892	40.901	38.637	30.354	207.4	13:13:07.935									
8		1:49.311	40.578	38.564	30.169	212.3	13:15:00.728	8		1:51.232	41.187	39.310	30.735	213.6	13:14:59.167									
9		1:49.467	41.092	38.199	30.176	210.5	13:16:50.195	9		1:50.151	41.068	38.217	30.866	198.8	13:16:49.318									
10		1:49.903	41.220	38.295	30.388	216.2	13:18:40.098	10		1:58.637 P	40.922	38.282	39.433	202.2	13:18:47.955									
11		1:49.204	40.895	38.358	29.951	209.9	13:20:29.302	11		4:09.368	3:00.982	38.337	30.049		13:22:57.323									
12		1:48.688	40.594	38.149	29.945	209.3	13:22:17.990	12		1:49.552	40.990	38.492	30.070	201.6	13:24:46.875									
13		1:49.971	41.094	38.580	30.297	208.6	13:24:07.961	13		1:49.163	40.824	38.242	30.097	201.1	13:26:36.038									
14		1:53.189	40.932	39.685	32.572	207.4	13:26:01.150	14		1:49.778	40.879	38.537	30.362	201.6	13:28:25.816									
15		1:50.521	40.980	38.680	30.861	206.3	13:27:51.671	15		1:49.358	40.910	38.246	30.202	202.8	13:30:15.174									
16		1:49.837	40.913	38.257	30.667	203.9	13:29:41.508	16		2:07.305 P	43.501	39.895	43.909	203.3	13:32:22.479									
17		1:49.656	40.960	38.654	30.042	205.7	13:31:31.164																	
18		2:27.192 P	50.710	46.001	50.481	196.1	13:33:58.356																	



Circuit Ricardo Tormo
Caterham Cup 420R
Free Practice - 2
Lap Analysis



60

Chatelain Francis

B

PALM

A

IND

Lap D	Time	Sector 1	Sector 2	Sector 3	T. Spd	Elapsed
1	13:02:09.384	13:01:00.020	38.862	30.502		13:02:09.384
2	1:49.212	40.998	38.048	30.166	206.8	13:03:58.596
3	1:49.687	40.720	38.335	30.632	208.0	13:05:48.283
4	1:49.852	40.815	38.643	30.394	205.7	13:07:38.135
5	1:49.995	42.011	37.886	30.098	205.1	13:09:28.130
6	1:48.957	40.902	37.932	30.123	208.6	13:11:17.087
7	1:50.613	41.690	38.631	30.292	206.3	13:13:07.700
8	1:52.308	41.851	39.068	31.389	206.3	13:15:00.008
9	1:49.891	41.025	38.475	30.391	211.1	13:16:49.899
10	1:50.072	41.190	38.212	30.670	209.9	13:18:39.971
11	1:50.285	41.838	38.495	29.952	198.8	13:20:30.256
12	1:50.682	41.935	38.594	30.153	210.5	13:22:20.938
13	1:50.527	41.716	38.505	30.306	207.4	13:24:11.465
14	1:57.331 P	41.265	38.503	37.563	211.1	13:26:08.796
15	3:12.727	2:03.717	38.400	30.610		13:29:21.523
16	1:50.546	41.063	38.957	30.526	203.3	13:31:12.069
17	2:01.864 P	41.812	38.479	41.573	203.3	13:33:13.933

63

Allaire Frédéric

A

ST ELOI

Lap D	Time	Sector 1	Sector 2	Sector 3	T. Spd	Elapsed
1	13:02:10.711	13:01:00.694	39.288	30.729		13:02:10.711
2	1:51.985	41.591	39.503	30.891	201.1	13:04:02.696
3	1:50.883	41.140	39.439	30.304	209.9	13:05:53.579
4	1:50.435	41.007	39.258	30.170	207.4	13:07:44.014
5	1:49.647	41.175	38.514	29.958	202.8	13:09:33.661
6	1:49.992	41.160	38.777	30.055	208.6	13:11:23.653
7	2:01.645 P	41.138	38.399	42.108	205.7	13:13:25.298
8	3:13.873	2:04.160	39.176	30.537		13:16:39.171
9	1:52.221	41.292	40.880	30.049	205.1	13:18:31.392
10	1:50.888	40.964	39.645	30.279	208.6	13:20:22.280
11	1:51.097	41.439	38.636	31.022	213.0	13:22:13.377
12	1:50.713	41.524	38.890	30.299	203.3	13:24:04.090
13	1:51.353	41.578	39.219	30.556	202.2	13:25:55.443
14	1:50.986	41.343	39.094	30.549	203.3	13:27:46.429
15	1:52.568		2:32.047	30.164	203.3	13:29:38.997
16	1:50.053	41.147	38.916	29.990	207.4	13:31:29.050
17	2:42.358 P	58.536	51.658	52.164	176.9	13:34:11.408

68

Antoni Christophe

A

IND

Lap D	Time	Sector 1	Sector 2	Sector 3	T. Spd	Elapsed
1	13:02:18.081	13:01:06.288	39.714	32.079		13:02:18.081
2	1:59.970	41.901	46.430	31.639	207.4	13:04:18.051
3	1:52.086	41.689	39.675	30.722	201.6	13:06:10.137
4	1:52.403	42.192	39.147	31.064	209.3	13:08:02.540
5	1:52.808	42.184	39.489	31.135	207.4	13:09:55.348
6	2:01.632 P	43.264	41.287	37.081	208.0	13:11:56.980
7	3:08.660	1:56.530	40.023	32.107		13:15:05.640
8	1:50.530	41.402	38.553	30.575	204.5	13:16:56.170
9	2:17.607 P	41.608	59.335	36.664	206.3	13:19:13.777
10	3:12.634	2:00.450	40.826	31.358		13:22:26.411
11	1:51.904	41.205	39.969	30.730	208.0	13:24:18.315
12	1:57.793	41.334	44.255	32.204	206.8	13:26:16.108
13	2:06.383 P	41.201	47.767	37.415	212.3	13:28:22.491
14	2:44.996	1:20.702	53.218	31.076		13:31:07.487
15	2:22.846 P	43.062	39.471	1:00.313	201.6	13:33:30.333

69

Quetaud Philippe

A

CCF

Lap D	Time	Sector 1	Sector 2	Sector 3	T. Spd	Elapsed
1	13:02:29.209	13:01:17.452	40.733	31.024		13:02:29.209
2	1:51.098	41.352	38.963	30.783	202.2	13:04:20.307
3	1:50.134	41.099	38.493	30.542	209.3	13:06:10.441
4	1:52.256	42.169	39.300	30.787	214.2	13:08:02.697
5	1:55.079	45.421	39.345	30.313	211.7	13:09:57.776
6	1:59.285	46.257	42.382	30.646	209.9	13:11:57.061
7	1:50.581	41.280	38.481	30.820	202.2	13:13:47.642
8	1:50.886	41.379	38.420	31.087	208.0	13:15:38.528
9	1:50.239	40.998	38.451	30.790	202.8	13:17:28.767
10	1:50.420	41.143	38.803	30.474	201.6	13:19:19.187
11	1:50.580	41.230	38.627	30.723	204.5	13:21:09.767
12	1:50.182	41.306	38.709	30.167	196.1	13:22:59.949
13	1:58.908 P	41.103	38.717	39.088	200.0	13:24:58.857
14	3:00.267	1:50.605	39.150	30.512		13:27:59.124
15	1:49.811	40.754	38.544	30.513	208.0	13:29:48.935
16	2:07.159 P	40.747	43.240	43.172	205.7	13:31:56.094

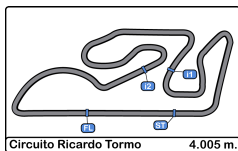
74

Gossiaux Jean-Philippe

A

ST ELOI

Lap D	Time	Sector 1	Sector 2	Sector 3	T. Spd	Elapsed
1	13:02:13.262	13:01:02.808	39.311	31.143		13:02:13.262
2	1:51.711	42.488	38.771	30.452	209.9	13:04:04.973
3	1:52.620	41.168	38.997	32.455	203.3	13:05:57.593
4	1:51.755	41.694	39.331	30.730	201.1	13:07:49.348
5	1:50.462	41.477	38.721	30.264	203.9	13:09:39.810
6	1:51.295	40.883	40.012	30.400	203.3	13:11:31.105
7	2:00.797 P	41.642	39.415	39.740	201.6	13:13:31.902
8	4:49.298	3:38.783	38.330	32.185		13:18:21.200
9	1:50.739	41.512	38.494	30.733	197.8	13:20:11.939
10	1:50.448	41.329	38.801	30.318	200.5	13:22:02.387
11	1:49.899	41.168	38.512	30.219	201.1	13:23:52.286
12	1:50.375	41.287	38.522	30.566	198.8	13:25:42.661
13	1:50.636		2:29.184	30.540	200.0	13:27:33.297
14	1:51.241	41.436	39.159	30.646	199.4	13:29:24.538
15	1:50.265	41.177	38.650	30.438	200.5	13:31:14.803
16	2:13.621 P	45.814	39.208	48.599	195.6	13:33:28.424



Circuit Ricardo Tormo
Caterham Cup 420R
Free Practice - 2
Lap Analysis



75

Pinto Alexandre

92

Loi Olivier

A							ST ELOI								
Lap	D	Time	Sector 1	Sector 2	Sector 3	T. Spd	Elapsed	Lap	D	Time	Sector 1	Sector 2	Sector 3	T. Spd	Elapsed
1		13:02:13.710	13:01:03.979	39.336	30.395		13:02:13.710	1		13:02:13.040	13:01:03.200	39.203	30.637		13:02:13.040
2		1:53.901	43.099	40.125	30.677	211.7	13:04:07.611	2		1:50.803	41.814	38.857	30.132	203.9	13:04:03.843
3		1:50.086	41.167	38.514	30.405	202.2	13:05:57.697	3		1:48.867	40.798	38.244	29.825	211.1	13:05:52.710
4		1:50.011	41.138	38.512	30.361	208.0	13:07:47.708	4		1:48.999	40.777	38.155	30.067	209.9	13:07:41.709
5		1:50.465	41.505	38.801	30.159	202.8	13:09:38.173	5		1:49.419	41.474	38.120	29.825	211.1	13:09:31.128
6		1:49.020	40.521	38.325	30.174	212.3	13:11:27.193	6		1:49.444	40.687	38.599	30.158	208.0	13:11:20.572
7		2:00.239 P	40.736	38.227	41.276	208.0	13:13:27.432	7		1:50.451	41.232	38.928	30.291	203.9	13:13:11.023
8		3:37.016	2:27.496	39.421	30.099		13:17:04.448	8		1:50.652	41.568	38.592	30.492	203.3	13:15:01.675
9		1:50.596	41.272	38.348	30.976	209.3	13:18:55.044	9		1:49.733	41.317	38.381	30.035	208.0	13:16:51.408
10		1:56.052 P	41.008	38.488	36.556	202.2	13:20:51.096	10		1:50.166	41.138	38.774	30.254	206.8	13:18:41.574
11		3:05.579	1:57.080	38.417	30.082		13:23:56.675	11		1:59.447 P	41.324	38.899	39.224	204.5	13:20:41.021
12		1:49.924	41.200	38.454	30.270	202.2	13:25:46.599	12		2:35.004	1:25.545	38.989	30.470		13:23:16.025
13		1:49.553	41.178	38.446	29.929	203.9	13:27:36.152	13		1:52.282	41.187	39.357	31.738	202.2	13:25:08.307
14		1:51.219	40.912	39.542	30.765	206.8	13:29:27.371	14		2:00.638 P	41.481	40.974	38.183	203.9	13:27:08.945
15		1:49.838	41.537	38.311	29.990	203.9	13:31:17.209	15		3:02.018 P	1:41.426	39.106	41.486		13:30:10.963
16		2:17.425 P	47.745	45.447	44.233	177.7	13:33:34.634								

76

Gossiaux Philippe

98

Guerin Olivier

B							ST ELOI								
Lap	D	Time	Sector 1	Sector 2	Sector 3	T. Spd	Elapsed	Lap	D	Time	Sector 1	Sector 2	Sector 3	T. Spd	Elapsed
1		13:02:20.786	13:01:09.258	39.593	31.935		13:02:20.786	1		13:02:18.266	13:01:07.253	40.174	30.839		13:02:18.266
2		1:54.468	42.667	40.206	31.595	202.2	13:04:15.254	2		1:52.431	42.956	38.891	30.584	209.9	13:04:10.697
3		1:54.269	42.775	39.411	32.083	203.3	13:06:09.523	3		1:51.588	41.425	39.662	30.501	205.1	13:06:02.285
4		1:52.358	42.401	38.886	31.071	200.5	13:08:01.881	4		1:51.080	41.742	38.898	30.440	208.6	13:07:53.365
5		1:53.013	42.269	39.496	31.248	201.6	13:09:54.894	5		2:13.213	41.868	55.094	36.251	205.7	13:10:06.578
6		1:57.325	42.741	42.242	32.342	201.1	13:11:52.219	6		1:51.099	42.109	38.408	30.582	203.3	13:11:57.677
7		1:53.514	42.516	39.516	31.482	194.5	13:13:45.733	7		1:50.404	41.459	38.592	30.353	209.9	13:13:48.081
8		1:53.045	42.201	39.126	31.718	200.0	13:15:38.778	8		1:51.946	41.766	39.011	31.169	213.0	13:15:40.027
9		1:51.219	41.569	38.841	30.809	210.5	13:17:29.997	9		1:51.029	41.899	38.775	30.355	206.3	13:17:31.056
10		1:54.116	43.531	39.299	31.286	203.9	13:19:24.113	10		1:51.095	41.713	38.689	30.693	208.0	13:19:22.151
11		2:16.908 P	46.684	43.964	46.260	201.6	13:21:41.021	11		1:51.571	41.622	38.741	31.208	204.5	13:21:13.722
								12		1:50.351	41.151	38.743	30.457	208.6	13:23:04.073
								13		2:15.273 P	41.629	39.502	54.142	202.8	13:25:19.346

88

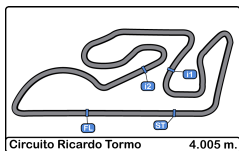
Mignatelli Arnaud

211

Troatin Arnaud

A							CCF								
Lap	D	Time	Sector 1	Sector 2	Sector 3	T. Spd	Elapsed	Lap	D	Time	Sector 1	Sector 2	Sector 3	T. Spd	Elapsed
1		13:02:43.047	13:01:31.898	39.475	31.674		13:02:43.047	1		13:02:27.308	13:01:15.986	39.594	31.728		13:02:27.308
2		1:50.105	41.118	38.353	30.634	201.6	13:04:33.152	2		1:54.455	43.075	40.159	31.221	204.5	13:04:21.763
3		1:49.780	41.184	38.555	30.041	204.5	13:06:22.932	3		1:52.835	41.793	40.435	30.607	203.9	13:06:14.598
4		1:50.332	41.554	38.170	30.608	206.8	13:08:13.264	4		1:52.435	42.516	39.365	30.554	211.1	13:08:07.033
5		1:53.781	41.799	41.775	30.207	205.7	13:10:07.045	5		1:52.046	41.920	39.669	30.457	205.7	13:09:59.079
6		2:00.878 P	41.950	38.445	40.483	206.8	13:12:07.923	6		2:01.901 P	41.976	39.112	40.813	206.8	13:12:00.980
7		2:59.417	1:40.273	40.931	38.213		13:15:07.340	7		2:58.890	1:47.904	39.433	31.553		13:14:59.870
8		1:51.233	41.532	39.343	30.358	202.8	13:16:58.573	8		1:53.478	43.475	39.106	30.897	206.8	13:16:53.348
9		1:49.382	40.614	38.233	30.535	203.9	13:18:47.955	9		1:51.911	41.928	39.176	30.807	213.6	13:18:45.259
10		1:49.121	40.954	38.121	30.046	205.1	13:20:37.076	10		1:51.471	41.933	38.866	30.672	202.2	13:20:36.730
11		1:50.202	41.584	38.549	30.069	214.2	13:22:27.278	11		2:18.062	1:05.989	40.028	32.045	210.5	13:22:54.792
12		1:51.078	41.198	39.198	30.682	208.6	13:24:18.356	12		1:54.564	43.453	40.690	30.421	176.9	13:24:49.356
13		1:50.452	41.737	38.418	30.297	208.0	13:26:08.808	13		1:50.954	41.184	39.068	30.702	211.1	13:26:40.310
14		1:49.613	41.331	38.138	30.144	205.1	13:27:58.421	14		1:51.875	41.605	39.305	30.965	205.1	13:28:32.185
15		1:49.212	40.981	38.302	29.929	206.8	13:29:47.633	15		1:54.384	41.763	41.869	30.752	201.6	13:30:26.569
16		1:53.515	40.674	40.781	32.060	207.4	13:31:41.148	16		2:24.656 P	48.163	48.723	47.770	201.1	13:32:51.225
17		2:34.410 P	49.376	50.657	54.377	192.0	13:34:15.558								





Circuit Ricardo Tormo

Caterham Cup 420R

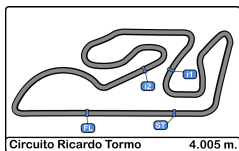
Free Practice - 2

Best Sectors Results



Sector - 1			Sector - 2			Sector - 3			Ideal Lap vs Best Lap						
Clas	Nº	Driver	Time	Nº	Driver	Time	Nº	Driver	Time	Clas	Nº	Driver	Ideal Lap	Best Lap	Clas
1	1	Jaubert Mathys	40.106	1	Jaubert Mathys	37.430	29	Moussier Eric	29.399	1	1	Jaubert Mathys	1:46.974	1:46.990	1
2	35	Gassin Bastien	40.198	29	Moussier Eric	37.492	1	Jaubert Mathys	29.438	2	29	Moussier Eric	1:47.100	1:47.299	2
3	29	Moussier Eric	40.209	20	Chahinian Franck	37.531	20	Chahinian Franck	29.543	3	20	Chahinian Franck	1:47.360	1:47.522	3
4	24	Noregral Bruno	40.221	52	Leguem David	37.664	30	Gachnang Gary	29.565	4	30	Gachnang Gary	1:47.588	1:47.681	4
5	23	Wehrten Pascal	40.243	30	Gachnang Gary	37.733	2	Pretin Antoine	29.614	5	52	Leguem David	1:47.644	1:48.059	9
6	20	Chahinian Franck	40.286	35	Gassin Bastien	37.735	59	Clay Tristan	29.657	6	35	Gassin Bastien	1:47.653	1:47.841	6
7	30	Gachnang Gary	40.290	2	Pretin Antoine	37.762	52	Leguem David	29.676	7	24	Noregral Bruno	1:47.727	1:47.746	5
8	52	Leguem David	40.304	59	Clay Tristan	37.775	12	Griffon Arnaud	29.678	8	59	Clay Tristan	1:47.742	1:47.851	7
9	40	Labescat Franck	40.307	24	Noregral Bruno	37.806	24	Noregral Bruno	29.700	9	2	Pretin Antoine	1:47.749	1:47.860	8
10	59	Clay Tristan	40.310	23	Wehrten Pascal	37.819	40	Labescat Franck	29.709	10	23	Wehrten Pascal	1:47.818	1:48.254	10
11	9	Bizet Henri	40.351	9	Bizet Henri	37.886	35	Gassin Bastien	29.720	11	9	Bizet Henri	1:48.033	1:48.342	12
12	2	Pretin Antoine	40.373	60	Chatelain Francis	37.886	23	Wehrten Pascal	29.756	12	12	Griffon Arnaud	1:48.060	1:48.347	13
13	12	Griffon Arnaud	40.452	12	Griffon Arnaud	37.930	19	Azar Jeremy	29.766	13	40	Labescat Franck	1:48.112	1:48.293	11
14	75	Pinto Alexandre	40.521	40	Labescat Franck	38.096	9	Bizet Henri	29.796	14	60	Chatelain Francis	1:48.558	1:48.957	18
15	44	Girardot Alain	40.578	92	Loi Olivier	38.120	92	Loi Olivier	29.825	15	44	Girardot Alain	1:48.567	1:48.688	14
16	88	Mignatelli Arnaud	40.614	88	Mignatelli Arnaud	38.121	44	Girardot Alain	29.840	16	92	Loi Olivier	1:48.632	1:48.867	16
17	18	Dallois Jean-Michel	40.661	44	Girardot Alain	38.149	18	Dallois Jean-Michel	29.859	17	88	Mignatelli Arnaud	1:48.664	1:49.121	20
18	92	Loi Olivier	40.687	19	Azar Jeremy	38.185	88	Mignatelli Arnaud	29.929	18	75	Pinto Alexandre	1:48.677	1:49.020	19
19	60	Chatelain Francis	40.720	18	Dallois Jean-Michel	38.188	75	Pinto Alexandre	29.929	19	18	Dallois Jean-Michel	1:48.708	1:48.908	17
20	69	Quetaud Philippe	40.747	32	Mignatelli Jean-Pierre	38.213	60	Chatelain Francis	29.952	20	19	Azar Jeremy	1:48.744	1:48.791	15
21	19	Azar Jeremy	40.793	75	Pinto Alexandre	38.227	63	Allaire Frédéric	29.958	21	63	Allaire Frédéric	1:49.321	1:49.647	21
22	74	Gossiaux Jean-Philippe	40.883	25	Massoutre Olivier	38.322	11	Schmied Remy	30.045	22	69	Quetaud Philippe	1:49.334	1:49.811	22
23	63	Allaire Frédéric	40.964	74	Gossiaux Jean-Philippe	38.330	15	Cordel Hervé	30.099	23	74	Gossiaux Jean-Philippe	1:49.432	1:49.899	23
24	11	Schmied Remy	40.988	41	Meignan Pascal	38.339	41	Meignan Pascal	30.146	24	11	Schmied Remy	1:49.540	1:50.015	24
25	3	Dallois Pierre-Emmanuel	41.101	63	Allaire Frédéric	38.399	69	Quetaud Philippe	30.167	25	41	Meignan Pascal	1:49.790	1:50.050	25
26	98	Guerin Olivier	41.151	98	Guerin Olivier	38.408	74	Gossiaux Jean-Philippe	30.219	26	15	Cordel Hervé	1:49.911	1:50.183	27
27	21	Trotin Arnaud	41.184	69	Quetaud Philippe	38.420	3	Dallois Pierre-Emmanuel	30.317	27	98	Guerin Olivier	1:49.912	1:50.351	28
28	16	Huot Harold	41.191	11	Schmied Remy	38.507	16	Huot Harold	30.342	28	3	Dallois Pierre-Emmanuel	1:49.990	1:50.128	26
29	68	Antoni Christophe	41.201	68	Antoni Christophe	38.553	98	Guerin Olivier	30.353	29	32	Mignatelli Jean-Pierre	1:50.121	1:50.827	32
30	15	Cordel Hervé	41.256	15	Cordel Hervé	38.556	25	Massoutre Olivier	30.395	30	16	Huot Harold	1:50.275	1:50.889	33
31	32	Mignatelli Jean-Pierre	41.279	3	Dallois Pierre-Emmanuel	38.572	211	Trotin Arnaud	30.421	31	25	Massoutre Olivier	1:50.310	1:50.599	30
32	41	Meignan Pascal	41.305	26	Delaisse François Clement	38.618	26	Delaisse François Clement	30.449	32	68	Antoni Christophe	1:50.329	1:50.530	29
33	26	Delaisse François Clement	41.377	16	Huot Harold	38.742	8	Senard Patrick	30.499	33	26	Delaisse François Clement	1:50.444	1:51.196	35
34	38	Boueix Claude	41.439	38	Boueix Claude	38.781	68	Antoni Christophe	30.575	34	211	Trotin Arnaud	1:50.471	1:50.954	34
35	76	Gossiaux Philippe	41.569	76	Gossiaux Philippe	38.841	38	Boueix Claude	30.603	35	38	Boueix Claude	1:50.823	1:50.823	31
36	25	Massoutre Olivier	41.593	8	Senard Patrick	38.847	32	Mignatelli Jean-Pierre	30.629	36	8	Senard Patrick	1:51.018	1:52.220	37
37	8	Senard Patrick	41.672	211	Trotin Arnaud	38.866	76	Gossiaux Philippe	30.809	37	76	Gossiaux Philippe	1:51.219	1:51.219	36

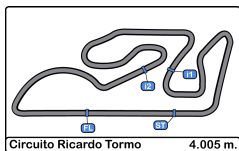




Circuit Ricardo Tormo
Caterham Cup 420R
Free Practice - 2
Best 5 Lap Times



Cls	N°	Driver	Nat	Team	Nat	Vehicle	Cat	Cls	Best 1		Best 2		Best 3		Best 4		Best 5	
									Time	Lap	Time	Lap	Time	Lap	Time	Lap	Time	Lap
1	1	Jaubert Mathys	FRA	PALM	FRA		A	1	1:46.990	10	1:47.353	8	1:47.412	12	1:47.526	6	1:47.551	4
2	29	Moussier Eric	FRA	CCF	FRA		A	2	1:47.299	14	1:47.331	13	1:47.445	11	1:48.196	3	1:48.236	4
3	20	Chahinian Franck	FRA	CCF	FRA		A	3	1:47.522	12	1:47.552	15	1:47.892	14	1:48.532	7	1:48.690	6
4	30	Gachnang Gary	FRA	PALM	FRA		A	4	1:47.681	10	1:47.915	6	1:48.352	8	1:48.468	7	1:48.669	3
5	24	Noregral Bruno	FRA	PALM	FRA		A	5	1:47.746	7	1:48.111	6	1:48.132	13	1:48.201	8	1:48.249	5
6	35	Gassin Bastien	FRA	ST ELOI	FRA		A	6	1:47.841	7	1:48.052	8	1:48.079	4	1:48.082	5	1:48.226	14
7	59	Clay Tristan	FRA	CCF	FRA		A	7	1:47.851	6	1:48.731	3	1:48.991	4	1:49.038	5	1:49.163	13
8	2	Pretin Antoine	FRA	CCF	FRA		A	8	1:47.860	3	1:49.135	4	1:49.183	2	3:30.187	5		
9	52	Leguem David	FRA	ST ELOI	FRA		A	9	1:48.059	6	1:48.113	14	1:48.117	16	1:48.217	15	1:48.243	5
10	23	Wehrle Pascal	FRA	PALM	FRA		B	1	1:48.254	7	1:48.343	5	1:48.368	8	1:48.408	16	1:48.615	6
11	40	Labescat Franck	FRA	CCF	FRA		A	10	1:48.293	15	1:48.752	6	1:48.793	7	1:48.938	9	1:49.225	4
12	9	Bizet Henri	FRA	PALM	FRA		A	11	1:48.342	16	1:48.357	17	1:48.371	10	1:48.553	2	1:48.736	3
13	12	Griffon Arnaud	FRA	CCF	FRA		A	12	1:48.347	8	1:48.659	10	1:48.768	7	1:48.801	5	1:48.926	16
14	44	Girardot Alain	FRA	CCF	FRA		B	2	1:48.688	12	1:49.164	7	1:49.204	11	1:49.245	6	1:49.311	8
15	19	Azar Jeremy	FRA	ROSSELSP	FRA		A	13	1:48.791	11	1:49.113	4	1:49.161	7	1:49.566	13	1:49.647	6
16	92	Loi Olivier	FRA	ST ELOI	FRA		A	14	1:48.867	3	1:48.999	4	1:49.419	5	1:49.444	6	1:49.733	9
17	18	Dallois Jean-Michel	FRA	IND	FRA		A	15	1:48.908	11	1:49.100	15	1:49.474	13	1:49.550	16	1:49.702	5
18	60	Chatelain Francis	FRA	PALM	FRA		B	3	1:48.957	6	1:49.212	2	1:49.687	3	1:49.852	4	1:49.891	9
19	75	Pinto Alexandre	FRA	ST ELOI	FRA		A	16	1:49.020	6	1:49.553	13	1:49.838	15	1:49.924	12	1:50.011	4
20	88	Mignatelli Arnaud	FRA	CCF	FRA		A	17	1:49.121	10	1:49.212	15	1:49.382	9	1:49.613	14	1:49.780	3
21	63	Allaire Frédéric	FRA	ST ELOI	FRA		A	18	1:49.647	5	1:49.992	6	1:50.053	16	1:50.435	4	1:50.713	12
22	69	Quetaud Philippe	FRA	CCF	FRA		A	19	1:49.811	15	1:50.134	3	1:50.182	12	1:50.239	9	1:50.420	10
23	74	Gossiaux Jean-Philippe	FRA	ST ELOI	FRA		A	20	1:49.899	11	1:50.265	15	1:50.375	12	1:50.448	10	1:50.462	5
24	11	Schmied Remy	FRA	IND	FRA		A	21	1:50.015	12	1:50.411	13	1:50.529	15	1:50.772	11	1:51.167	6
25	41	Meignan Pascal	FRA	ST ELOI	FRA		B	4	1:50.050	8	1:50.937	4	1:51.199	9	1:51.268	16	1:51.296	5
26	3	Dallois Pierre-Emmanuel	FRA	IND	FRA		A	22	1:50.128	16	1:50.248	15	1:50.495	6	1:50.505	9	1:50.775	14
27	15	Cordel Hervé	FRA	CCF	FRA		B	5	1:50.183	13	1:50.556	14	1:50.705	4	1:50.892	7	1:51.029	6
28	98	Guerin Olivier	FRA	CCF	FRA		A	23	1:50.351	12	1:50.404	7	1:51.029	9	1:51.080	4	1:51.095	10
29	68	Antoni Christophe	FRA	IND	FRA		A	24	1:50.530	8	1:51.904	11	1:52.086	3	1:52.403	4	1:52.808	5
30	25	Massoutre Olivier	FRA	CCF	FRA		B	6	1:50.599	4	1:51.512	5	1:51.557	2	1:51.589	3	1:51.706	14
31	38	Boueix Claude	FRA	DOG RACING	FRA		B	7	1:50.823	14	1:51.876	4	1:52.097	15	1:52.597	12	1:52.973	11
32	32	Mignatelli Jean-Pierre	FRA	CCF	FRA		B	8	1:50.827	15	1:50.899	4	1:51.329	13	1:51.380	16	1:51.576	3
33	16	Huot Harold	FRA	ROSSELSP	FRA		A	25	1:50.889	9	1:50.910	14	1:51.105	5	1:51.185	8	1:51.877	3
34	211	Trotin Arnaud	FRA	ROSSELSP	FRA		A	26	1:50.954	13	1:51.471	10	1:51.875	14	1:51.911	9	1:52.046	5
35	26	Delaisse François Clement	FRA	CCF	FRA		A	27	1:51.196	4	1:51.327	8	1:51.404	10	1:51.880	3	1:51.958	9
36	76	Gossiaux Philippe	FRA	ST ELOI	FRA		B	9	1:51.219	9	1:52.358	4	1:53.013	5	1:53.045	8	1:53.514	7
37	8	Senard Patrick	FRA	CCF	FRA		B	10	1:52.220	4	1:52.221	5	1:52.391	13	1:52.460	7	1:52.651	10



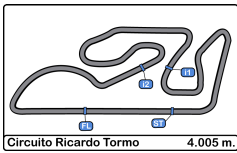
Circuit Ricardo Tormo
Caterham Cup 420R
Free Practice - 2
Best 5 Top Speeds



Circuito Ricardo Tormo 4.005 m.

Cls	N°	Driver	Nat	Team	Nat	Vehicle	Cat	Cls	Top 1		Top 2		Top 3		Top 4		Top 5		Avg
									Km/h	Lap	Km/h	Lap	Km/h	Lap	Km/h	Lap	Km/h	Lap	
1	19	Azar Jeremy	FRA	ROSSELSP	FRA		A	1	216.2	5	216.2	11	213.0	4	211.1	15	210.5	7	213.4
2	40	Labescat Franck	FRA	CCF	FRA		A	2	216.2	9	213.0	10	211.1	3	210.5	15	209.3	2	212.0
3	44	Girardot Alain	FRA	CCF	FRA		B	1	216.2	10	212.3	8	210.5	9	209.9	4	209.9	11	211.7
4	52	Leguem David	FRA	ST ELOI	FRA		A	3	216.2	4	213.0	10	212.3	12	210.5	11	209.9	2	212.4
5	12	Griffon Arnaud	FRA	CCF	FRA		A	4	215.5	12	214.2	2	213.6	5	212.3	15	210.5	11	213.2
6	18	Dallois Jean-Michel	FRA	IND	FRA		A	5	215.5	14	213.0	13	211.7	11	211.1	10	209.9	8	212.2
7	9	Bizet Henri	FRA	PALM	FRA		A	6	214.9	4	212.3	11	211.1	14	210.5	10	210.5	17	211.9
8	69	Quetaud Philippe	FRA	CCF	FRA		A	7	214.2	4	211.7	5	209.9	6	209.3	3	208.0	8	210.6
9	88	Mignatelli Arnaud	FRA	CCF	FRA		A	8	214.2	11	208.6	12	208.0	13	207.4	16	206.8	4	209.0
10	59	Clay Tristan	FRA	CCF	FRA		A	9	213.6	5	213.6	8	208.0	4	207.4	3	207.4	7	210.0
11	211	Troin Arnaud	FRA	ROSSELSP	FRA		A	10	213.6	9	211.1	4	211.1	13	210.5	11	206.8	6	210.6
12	23	Wehrlen Pascal	FRA	PALM	FRA		B	2	213.0	5	211.7	6	210.5	15	209.9	7	209.3	9	210.9
13	25	Massoutre Olivier	FRA	CCF	FRA		B	3	213.0	3	211.1	4	206.8	6	206.3	5	204.5	2	208.3
14	63	Allaire Frédéric	FRA	ST ELOI	FRA		A	11	213.0	11	209.9	3	208.6	6	208.6	10	207.4	4	209.5
15	98	Guerin Olivier	FRA	CCF	FRA		A	12	213.0	8	209.9	2	209.9	7	208.6	4	208.6	12	210.0
16	2	Pretin Antoine	FRA	CCF	FRA		A	13	212.3	4	208.6	3	205.7	2	205.1	5			207.9
17	20	Chahinian Franck	FRA	CCF	FRA		A	14	212.3	13	211.7	14	210.5	12	209.9	15	209.3	16	210.7
18	29	Moussier Eric	FRA	CCF	FRA		A	15	212.3	5	211.7	4	211.1	15	210.5	12	207.4	6	210.6
19	30	Gachnang Gary	FRA	PALM	FRA		A	16	212.3	14	210.5	10	209.3	6	208.6	13	206.8	7	209.5
20	68	Antoni Christophe	FRA	IND	FRA		A	17	212.3	13	209.3	4	208.0	6	208.0	11	207.4	2	209.0
21	75	Pinto Alexandre	FRA	ST ELOI	FRA		A	18	212.3	6	211.7	2	209.3	9	208.0	4	208.0	7	209.9
22	1	Jaubert Mathys	FRA	PALM	FRA		A	19	211.1	3	210.5	9	209.9	12	206.8	13	206.3	8	208.9
23	8	Senard Patrick	FRA	CCF	FRA		B	4	211.1	3	208.6	10	207.4	4	206.3	6	205.7	5	207.8
24	15	Cordel Hervé	FRA	CCF	FRA		B	5	211.1	9	210.5	11	208.6	4	208.0	6	207.4	13	209.1
25	35	Gassin Bastien	FRA	ST ELOI	FRA		A	20	211.1	3	210.5	5	209.9	14	208.6	16	208.0	11	209.6
26	60	Chatelain Francis	FRA	PALM	FRA		B	6	211.1	9	211.1	14	210.5	12	209.9	10	208.6	6	210.2
27	92	Loi Olivier	FRA	ST ELOI	FRA		A	21	211.1	3	211.1	5	209.9	4	208.0	6	208.0	9	209.6
28	76	Gossiaux Philippe	FRA	ST ELOI	FRA		B	7	210.5	9	203.9	10	203.3	3	202.2	2	201.6	5	204.3
29	16	Huot Harold	FRA	ROSSELSP	FRA		A	22	209.9	6	208.0	13	206.8	5	206.3	3	205.1	14	207.2
30	24	Noregral Bruno	FRA	PALM	FRA		A	23	209.9	6	206.8	8	206.3	9	205.7	4	205.7	5	206.9
31	32	Mignatelli Jean-Pierre	FRA	CCF	FRA		B	8	209.9	2	205.7	9	205.1	4	205.1	14	203.3	3	205.8
32	41	Meignan Pascal	FRA	ST ELOI	FRA		B	9	209.9	8	209.3	5	209.3	9	208.0	3	208.0	4	208.9
33	74	Gossiaux Jean-Philippe	FRA	ST ELOI	FRA		A	24	209.9	2	203.9	5	203.3	3	203.3	6	201.6	7	204.4
34	11	Schmied Remy	FRA	IND	FRA		A	25	208.6	14	208.0	13	206.8	15	205.7	11	205.1	12	206.9
35	3	Dallois Pierre-Emmanuel	FRA	IND	FRA		A	26	208.0	11	206.3	14	205.7	12	205.7	15	205.1	8	206.1
36	26	Delaisse François Clement	FRA	CCF	FRA		A	27	208.0	4	207.4	3	207.4	15	206.8	2	206.3	9	207.2
37	38	Boueix Claude	FRA	DOG RACING	FRA		B	10	203.9	14	203.3	2	203.3	12	202.8	4	202.8	11	203.2

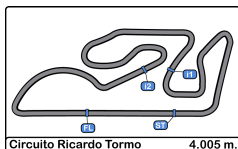




Circuit Ricardo Tormo
Caterham Cup 420R
Free Practice - 2
Fastest Laps Sequence



Lap	Time of Day	Session Time	N°	Driver	Nat	Team	Nat	Vehicle	Cat	Time	Km/h
2	13:03:47.834	3:47.834	30	Gachnang Gary		PALM			A	1:49.124	132.1
2	13:03:56.085	3:56.085	1	Jaubert Mathys		PALM			A	1:48.422	132.9
3	13:05:43.930	5:43.930	1	Jaubert Mathys		PALM			A	1:47.845	133.6
4	13:07:31.481	7:31.481	1	Jaubert Mathys		PALM			A	1:47.551	134.0
6	13:11:06.807	11:06.807	1	Jaubert Mathys		PALM			A	1:47.526	134.0
8	13:14:45.207	14:45.207	1	Jaubert Mathys		PALM			A	1:47.353	134.3
10	13:18:22.996	18:22.996	1	Jaubert Mathys		PALM			A	1:46.990	134.7



Circuit Ricardo Tormo

Caterham Cup 420R

Free Practice - 2

Event Best Maximum Speed



N°	Driver	Nat	Team	Nat	Vehicle	Cat	Clas	Km/h	Session
23	Wehrlen Pascal	FRA	PALM	FRA		B	1	225.7	Free Practice - 1
19	Azar Jeremy	FRA	ROSSELS	FRA		A	1	218.1	Free Practice - 1
20	Chahinian Franck	FRA	CCF	FRA		A	2	218.1	Free Practice - 1
63	Allaire Frédéric	FRA	ST ELOI	FRA		A	3	216.8	Free Practice - 1
40	Labescat Franck	FRA	CCF	FRA		A	4	216.8	Free Practice - 1
52	Leguem David	FRA	ST ELOI	FRA		A	5	216.2	Free Practice - 2
44	Girardot Alain	FRA	CCF	FRA		B	2	216.2	Free Practice - 2
18	Dallois Jean-Michel	FRA	IND	FRA		A	6	215.5	Free Practice - 1
3	Dallois Pierre-Emmanuel	FRA	IND	FRA		A	7	215.5	Free Practice - 1
41	Meignan Pascal	FRA	ST ELOI	FRA		B	3	215.5	Free Practice - 1
12	Griffon Arnaud	FRA	CCF	FRA		A	8	215.5	Free Practice - 2
2	Pretin Antoine	FRA	CCF	FRA		A	9	214.9	Free Practice - 1
75	Pinto Alexandre	FRA	ST ELOI	FRA		A	10	214.9	Free Practice - 1
9	Bizet Henri	FRA	PALM	FRA		A	11	214.9	Free Practice - 2
98	Guerin Olivier	FRA	CCF	FRA		A	12	214.2	Free Practice - 1
16	Huot Harold	FRA	ROSSELS	FRA		A	13	214.2	Free Practice - 1
92	Loi Olivier	FRA	ST ELOI	FRA		A	14	214.2	Free Practice - 1
69	Quetaud Philippe	FRA	CCF	FRA		A	15	214.2	Free Practice - 2
88	Mignatelli Arnaud	FRA	CCF	FRA		A	16	214.2	Free Practice - 2
15	Cordel Hervé	FRA	CCF	FRA		B	4	213.6	Free Practice - 1
29	Moussier Eric	FRA	CCF	FRA		A	17	213.6	Free Practice - 1
59	Clay Tristan	FRA	CCF	FRA		A	18	213.6	Free Practice - 2
211	Trotin Arnaud	FRA	ROSSELS	FRA		A	19	213.6	Free Practice - 2
24	Noregral Bruno	FRA	PALM	FRA		A	20	213.0	Free Practice - 1
25	Massoutre Olivier	FRA	CCF	FRA		B	5	213.0	Free Practice - 2
30	Gachnang Gary	FRA	PALM	FRA		A	21	212.3	Free Practice - 1
68	Antoni Christophe	FRA	IND	FRA		A	22	212.3	Free Practice - 2
35	Gassin Bastien	FRA	ST ELOI	FRA		A	23	211.7	Free Practice - 1
32	Mignatelli Jean-Pierre	FRA	CCF	FRA		B	6	211.7	Free Practice - 1
8	Senard Patrick	FRA	CCF	FRA		B	7	211.7	Free Practice - 1
1	Jaubert Mathys	FRA	PALM	FRA		A	24	211.7	Free Practice - 1
60	Chatelain Francis	FRA	PALM	FRA		B	8	211.1	Free Practice - 2
76	Gossiaux Philippe	FRA	ST ELOI	FRA		B	9	210.5	Free Practice - 2
74	Gossiaux Jean-Philippe	FRA	ST ELOI	FRA		A	25	209.9	Free Practice - 2
26	Delaisse François Clement	FRA	CCF	FRA		A	26	208.6	Free Practice - 1
11	Schmied Remy	FRA	IND	FRA		A	27	208.6	Free Practice - 2
38	Boueix Claude	FRA	DOG RACING	FRA		B	10	203.9	Free Practice - 2

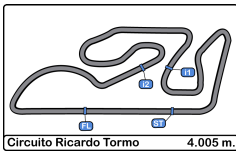


YOKOHAMA

MOTUL

GT2i

Depancel



Circuit Ricardo Tormo
Caterham Cup 420R
Free Practice - 2
Pit Stop Analysis



11 Schmied Remy
A IND

N°	In Day Time	In Time	Out Time	Pit Time	T. Pit Time	Handicap	Penalty
1	13:16:12.329	13:16:12.329	13:18:15.605	2:03.276	2:03.276		

16 Huot Harold
A ROSSELSP

N°	In Day Time	In Time	Out Time	Pit Time	T. Pit Time	Handicap	Penalty
1	13:12:00.374	13:12:00.374	13:13:45.294	1:44.920	1:44.920		
2	13:23:20.073	13:23:20.073	13:24:36.527	1:16.454	3:01.374		

20 Chahinian Franck
A CCF

N°	In Day Time	In Time	Out Time	Pit Time	T. Pit Time	Handicap	Penalty
1	13:19:41.047	13:19:41.047	13:20:34.647	53.600	53.600		

23 Wehrlen Pascal
B PALM

N°	In Day Time	In Time	Out Time	Pit Time	T. Pit Time	Handicap	Penalty
1	13:24:15.237	13:24:15.237	13:26:01.998	1:46.761	1:46.761		

24 Noregral Bruno
A PALM

N°	In Day Time	In Time	Out Time	Pit Time	T. Pit Time	Handicap	Penalty
1	13:16:42.178	13:16:42.178	13:19:48.486	3:06.308	3:06.308		

26 Delaisse François Clement
A CCF

N°	In Day Time	In Time	Out Time	Pit Time	T. Pit Time	Handicap	Penalty
1	13:23:38.254	13:23:38.254	13:24:04.838	26.584	26.584		

29 Moussier Eric
A CCF

N°	In Day Time	In Time	Out Time	Pit Time	T. Pit Time	Handicap	Penalty
1	13:11:31.257	13:11:31.257	13:12:40.288	1:09.031	1:09.031		
2	13:18:23.207	13:18:23.207	13:20:32.488	2:09.281	3:18.312		

32 Mignatelli Jean-Pierre
B CCF

N°	In Day Time	In Time	Out Time	Pit Time	T. Pit Time	Handicap	Penalty
1	13:10:18.317	13:10:18.317	13:11:15.205	56.888	56.888		

35 Gassin Bastien
A ST ELOI

N°	In Day Time	In Time	Out Time	Pit Time	T. Pit Time	Handicap	Penalty
1	13:16:44.114	13:16:44.114	13:17:48.713	1:04.599	1:04.599		

38 Boueix Claude
B DOG RACING

N°	In Day Time	In Time	Out Time	Pit Time	T. Pit Time	Handicap	Penalty
1	13:16:15.394	13:16:15.394	13:18:11.111	1:55.717	1:55.717		

40 Labescat Franck
A CCF

N°	In Day Time	In Time	Out Time	Pit Time	T. Pit Time	Handicap	Penalty
1	13:21:30.446	13:21:30.446	13:22:47.268	1:16.822	1:16.822		

52 Leguem David
A ST ELOI

N°	In Day Time	In Time	Out Time	Pit Time	T. Pit Time	Handicap	Penalty
1	13:14:57.735	13:14:57.735	13:15:54.811	57.076	57.076		

59 Clay Tristan
A CCF

N°	In Day Time	In Time	Out Time	Pit Time	T. Pit Time	Handicap	Penalty
1	13:18:45.300	13:18:45.300	13:21:07.580	2:22.280	2:22.280		

60 Chatelain Francis
B PALM

N°	In Day Time	In Time	Out Time	Pit Time	T. Pit Time	Handicap	Penalty
1	13:26:05.517	13:26:05.517	13:27:32.298	1:26.781	1:26.781		

63 Allaire Frédéric
A ST ELOI

N°	In Day Time	In Time	Out Time	Pit Time	T. Pit Time	Handicap	Penalty
1	13:13:22.761	13:13:22.761	13:14:41.970	1:19.209	1:19.209		

68 Antoni Christophe
A IND

N°	In Day Time	In Time	Out Time	Pit Time	T. Pit Time	Handicap	Penalty
1	13:11:54.709	13:11:54.709	13:13:15.281	1:20.572	1:20.572		
2	13:19:11.758	13:19:11.758	13:20:35.190	1:23.432	2:44.004		
3	13:28:20.576	13:28:20.576	13:29:04.895	44.319	3:28.323		

69 Quetaud Philippe
A CCF

N°	In Day Time	In Time	Out Time	Pit Time	T. Pit Time	Handicap	Penalty
1	13:24:56.198	13:24:56.198	13:26:04.401	1:08.203	1:08.203		

74 Gossiaux Jean-Philippe
A ST ELOI

N°	In Day Time	In Time	Out Time	Pit Time	T. Pit Time	Handicap	Penalty
1	13:13:28.655	13:13:28.655	13:16:25.619	2:56.964	2:56.964		

75 Pinto Alexandre
A ST ELOI

N°	In Day Time	In Time	Out Time	Pit Time	T. Pit Time	Handicap	Penalty
1	13:13:24.683	13:13:24.683	13:15:13.981	1:49.298	1:49.298		
2	13:20:48.677	13:20:48.677	13:22:07.712	1:19.035	3:08.333		

88 Mignatelli Arnaud
A CCF

N°	In Day Time	In Time	Out Time	Pit Time	T. Pit Time	Handicap	Penalty
1	13:12:04.734	13:12:04.734	13:13:06.495	1:01.761	1:01.761		

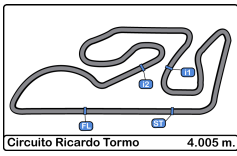
92 Loi Olivier
A ST ELOI

N°	In Day Time	In Time	Out Time	Pit Time	T. Pit Time	Handicap	Penalty
1	13:20:37.142	13:20:37.142	13:21:27.575	50.433	50.433		
2	13:27:05.632	13:27:05.632	13:28:10.442	1:04.810	1:55.243		

211 Trotin Arnaud
A ROSSELSP

N°	In Day Time	In Time	Out Time	Pit Time	T. Pit Time	Handicap	Penalty
1	13:11:58.280	13:11:58.280	13:13:07.506	1:09.226	1:09.226		

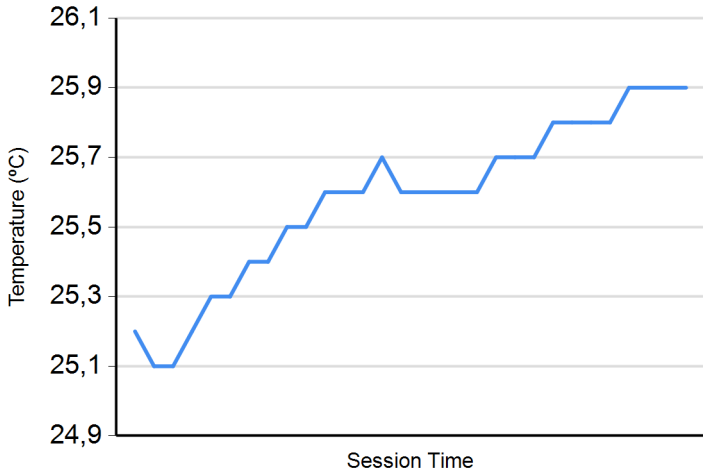




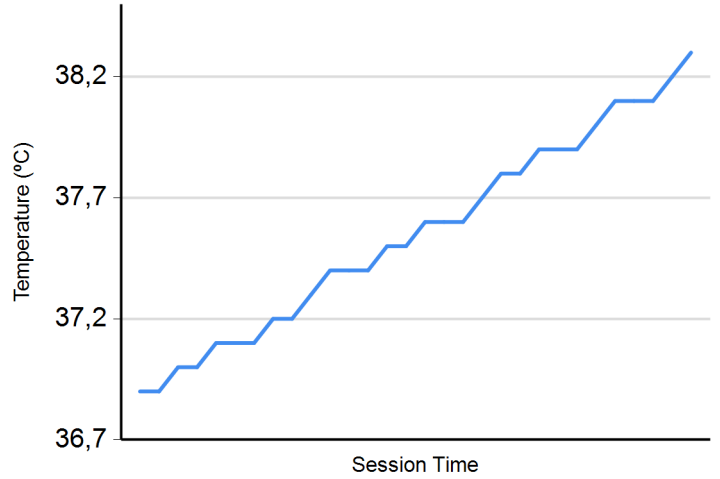
Circuit Ricardo Tormo
Caterham Cup 420R
Free Practice - 2
Weather Report



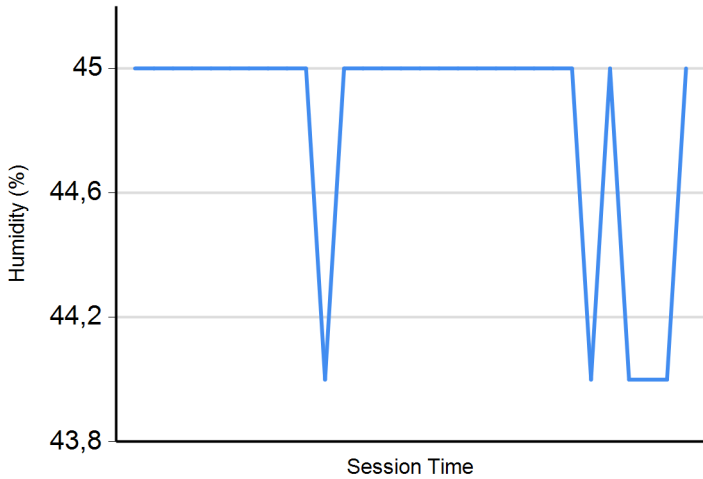
Air Temperature



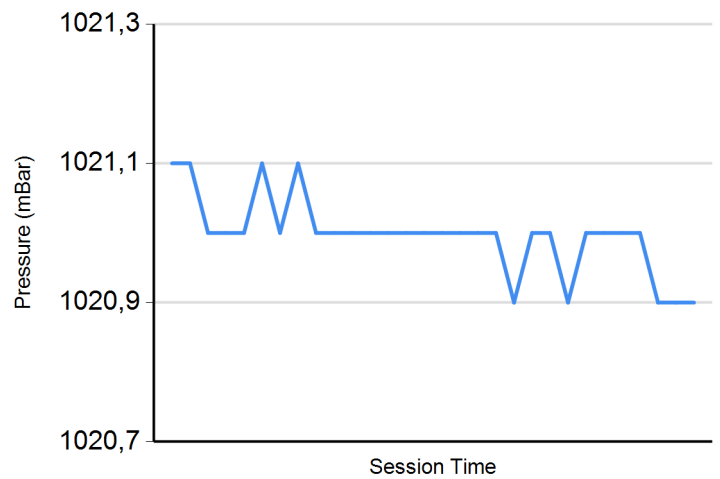
Track Temperature



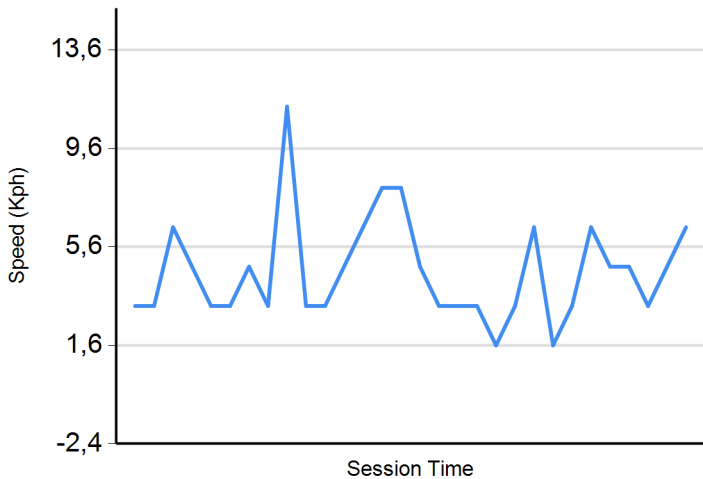
Humidity



Pressure



Wind Speed



Wind direction

North = 0°/360° Est = 90° South = 180° West = 270°

