



Autodromo Nazionale Monza

Caterham Cup 420R

Free Practice - 2

Provisional Results



Autodromo Nazionale Monza 5.793 m.

Clas	Nº	Driver	Nat	Team	Nat	Vehicle	Cat	Clas	Laps	Best	Time	Gap	Interval	Km/h
1	1	Mathys Jaubert	FRA	PALM	FRA	CATERHAM 420 R	A	1	15	13	2:05.487			166.1
2	51	Vincent Beltoise	FRA	CCF	FRA	CATERHAM 420 R	A	2	13	12	2:05.887	0.400	0.400	165.6
3	20	Franck Chahinian	FRA	CCF	FRA	CATERHAM 420 R	A	3	15	12	2:05.904	0.417	0.017	165.6
4	9	Henri Bizet	FRA	PALM	FRA	CATERHAM 420 R	A	4	15	5	2:06.103	0.616	0.199	165.3
5	59	Tristan Clay	FRA	CCF	FRA	CATERHAM 420 R	A	5	15	9	2:06.418	0.931	0.315	164.9
6	23	Pascal Wehrlen	FRA	PALM	FRA	CATERHAM 420 R	B	1	15	14	2:06.451	0.964	0.033	164.9
7	2	Hervé Cordel	FRA	CCF	FRA	CATERHAM 420 R	B	2	15	10	2:06.671	1.184	0.220	164.6
8	30	Gary Gachnang	FRA	PALM	FRA	CATERHAM 420 R	A	6	15	13	2:06.705	1.218	0.034	164.5
9	18	Jean-Michel Dallois	FRA	IND	FRA	CATERHAM 420 R	A	7	15	12	2:06.793	1.306	0.088	164.4
10	60	Francis Chatelain	FRA	PALM	FRA	CATERHAM 420 R	B	3	15	8	2:06.897	1.410	0.104	164.3
11	35	Bastien Gassin	FRA	ST ELOI	FRA	CATERHAM 420 R	A	8	15	13	2:06.939	1.452	0.042	164.2
12	3	Pierre-Emmanuel Dallois	FRA	IND	FRA	CATERHAM 420 R	A	9	15	13	2:06.951	1.464	0.012	164.2
13	52	David Leguem	FRA	ST ELOI	FRA	CATERHAM 420 R	A	10	15	5	2:07.030	1.543	0.079	164.1
14	12	Arnaud Griffon	FRA	CCF	FRA	CATERHAM 420 R	A	11	15	7	2:07.166	1.679	0.136	163.9
15	86	Ugo Leboucher	FRA	ST ELOI	FRA	CATERHAM 420 R	A	12	15	11	2:07.395	1.908	0.229	163.7
16	29	Eric Moussier	FRA	CCF	FRA	CATERHAM 420 R	A	13	14	12	2:07.414	1.927	0.019	163.6
17	44	Alain Girardot	FRA	CCF	FRA	CATERHAM 420 R	B	4	15	4	2:07.479	1.992	0.065	163.5
18	63	Frédéric Allaire	FRA	ST ELOI	FRA	CATERHAM 420 R	A	14	15	9	2:07.644	2.157	0.165	163.3
19	46	Olivier Forzano	FRA	PALM	FRA	CATERHAM 420 R	A	15	15	8	2:07.679	2.192	0.035	163.3
20	66	Pierre Andre Nicolas	FRA	PALM	FRA	CATERHAM 420 R	A	16	15	12	2:07.696	2.209	0.017	163.3
21	24	Bruno Noregral	FRA	PALM	FRA	CATERHAM 420 R	A	17	15	3	2:07.748	2.261	0.052	163.2
22	19	Jeremy Azar	FRA	ROSSELSP	FRA	CATERHAM 420 R	A	18	14	12	2:07.856	2.369	0.108	163.1
23	80	Sebastien Montagne	FRA	ST ELOI	FRA	CATERHAM 420 R	A	19	15	13	2:07.879	2.392	0.023	163.0
24	77	Arnaud Mignatelli	FRA	CCF	FRA	CATERHAM 420 R	A	20	13	5	2:07.904	2.417	0.025	163.0
25	70	Thomas Bouterin	FRA	IND	FRA	CATERHAM 420 R	A	21	15	10	2:07.986	2.499	0.082	162.9
26	98	Olivier Guerin	FRA	CCF	FRA	CATERHAM 420 R	A	22	9	8	2:08.003	2.516	0.017	162.9
27	71	Laurent Bouterin	FRA	IND	FRA	CATERHAM 420 R	A	23	15	11	2:08.065	2.578	0.062	162.8
28	7	Henri Charpentier	FRA	CCF	FRA	CATERHAM 420 R	A	24	13	3	2:08.091	2.604	0.026	162.8
29	41	Pascal Meignan	FRA	ST ELOI	FRA	CATERHAM 420 R	B	5	15	14	2:08.180	2.693	0.089	162.6
30	40	Franck Labescat	FRA	CCF	FRA	CATERHAM 420 R	A	25	15	8	2:08.277	2.790	0.097	162.5
31	16	Harold Huot	FRA	ROSSELSP	FRA	CATERHAM 420 R	A	26	13	7	2:08.452	2.965	0.175	162.3
32	75	Alexandre Pinto	FRA	ST ELOI	FRA	CATERHAM 420 R	A	27	15	9	2:08.469	2.982	0.017	162.3
33	69	Philippe Quetaud	FRA	CCF	FRA	CATERHAM 420 R	A	28	15	9	2:08.539	3.052	0.070	162.2
34	92	Olivier Loi	FRA	ST ELOI	FRA	CATERHAM 420 R	B	6	15	9	2:08.597	3.110	0.058	162.1
35	211	Arnaud Trotin	FRA	ROSSELSP	FRA	CATERHAM 420 R	A	29	14	7	2:08.675	3.188	0.078	162.0
36	32	Jean-Pierre Mignatelli	FRA	CCF	FRA	CATERHAM 420 R	B	7	14	12	2:09.132	3.645	0.457	161.4
37	27	Harald Mag	FRA	CCF	FRA	CATERHAM 420 R	A	30	15	10	2:09.491	4.004	0.359	161.0
38	5	Pierre-Jean Reyppin	FRA	ROSSELSP	FRA	CATERHAM 420 R	A	31	15	9	2:09.493	4.006	0.002	161.0
39	87	Yann Gasparini	FRA	ST ELOI	FRA	CATERHAM 420 R	B	8	14	12	2:09.625	4.138	0.132	160.8
40	55	Bertrand Semaille	FRA	PALM	FRA	CATERHAM 420 R	A	32	15	10	2:10.552	5.065	0.927	159.7
41	38	Claude Boueix	FRA	DOG RACING	FRA	CATERHAM 420 R	B	9	15	9	2:10.568	5.081	0.016	159.7
42	72	Nicolas Cottancin	FRA	CCF	FRA	CATERHAM 420 R	A	33	15	9	2:10.641	5.154	0.073	159.6
43	33	François Clement Delaisse	FRA	CCF	FRA	CATERHAM 420 R	A	34	15	13	2:10.706	5.219	0.065	159.5
44	81	François-Xavier Fleury	FRA	ST ELOI	FRA	CATERHAM 420 R	A	35	5	3	2:11.437	5.950	0.731	158.6
45	26	Gilles Charpentier	FRA	CCF	FRA	CATERHAM 420 R	B	10	14	9	2:12.226	6.739	0.789	157.7
46	21	Sylvio Bossi	FRA	CCF	FRA	CATERHAM 420 R	B	11	14	10	2:12.350	6.863	0.124	157.5
47	13	Eric Pinson	FRA	ST ELOI	FRA	CATERHAM 420 R	A	36	14	12	2:14.853	9.366	2.503	154.6
48	50	Michel Morey	FRA	CCF	FRA	CATERHAM 420 R	B	12	13	4	2:15.816	10.329	0.963	153.5

* PENALTIES

CARS #2 - #20 - #24 - #33 - #44 - #50 - #71 - SOME LAP TIMES DELETED DUE TO TRACK LIMITS


Published at:.....

Track Temp: 23.4 °C Air Temp: 20.9 °C Humidity: 46 % Track Status: DRY


Stewards:

Race Director:

Timekeeper:


Luis Angel Garcia Nunez
JOB/I-0030-ESP





Autodromo Nazionale Monza

Caterham Cup 420R

Free Practice - 2

Provisional Results by Category



Clas	Nº	Driver	Nat	Team	Nat	Vehicle	Cat	Clas	Laps	Best	Time	Gap	Interval	Km/h
A														
1	1	Mathys Jaubert	FRA	PALM	FRA	CATERHAM 420 R	A	1	15	13	2:05.487			166.1
2	51	Vincent Beltoise	FRA	CCF	FRA	CATERHAM 420 R	A	2	13	12	2:05.887	0.400	0.400	165.6
3	20	Franck Chahinian	FRA	CCF	FRA	CATERHAM 420 R	A	3	15	12	2:05.904	0.417	0.017	165.6
4	9	Henri Bizet	FRA	PALM	FRA	CATERHAM 420 R	A	4	15	5	2:06.103	0.616	0.199	165.3
5	59	Tristan Clay	FRA	CCF	FRA	CATERHAM 420 R	A	5	15	9	2:06.418	0.931	0.315	164.9
6	30	Gary Gachnang	FRA	PALM	FRA	CATERHAM 420 R	A	6	15	13	2:06.705	1.218	0.287	164.5
7	18	Jean-Michel Dallois	FRA	IND	FRA	CATERHAM 420 R	A	7	15	12	2:06.793	1.306	0.088	164.4
8	35	Bastien Gassin	FRA	ST ELOI	FRA	CATERHAM 420 R	A	8	15	13	2:06.939	1.452	0.146	164.2
9	3	Pierre-Emmanuel Dallois	FRA	IND	FRA	CATERHAM 420 R	A	9	15	13	2:06.951	1.464	0.012	164.2
10	52	David Leguem	FRA	ST ELOI	FRA	CATERHAM 420 R	A	10	15	5	2:07.030	1.543	0.079	164.1
11	12	Arnaud Griffon	FRA	CCF	FRA	CATERHAM 420 R	A	11	15	7	2:07.166	1.679	0.136	163.9
12	86	Ugo Leboucher	FRA	ST ELOI	FRA	CATERHAM 420 R	A	12	15	11	2:07.395	1.908	0.229	163.7
13	29	Eric Moussier	FRA	CCF	FRA	CATERHAM 420 R	A	13	14	12	2:07.414	1.927	0.019	163.6
14	63	Frédéric Allaire	FRA	ST ELOI	FRA	CATERHAM 420 R	A	14	15	9	2:07.644	2.157	0.230	163.3
15	46	Olivier Forzano	FRA	PALM	FRA	CATERHAM 420 R	A	15	15	8	2:07.679	2.192	0.035	163.3
16	66	Pierre Andre Nicolas	FRA	PALM	FRA	CATERHAM 420 R	A	16	15	12	2:07.696	2.209	0.017	163.3
17	24	Bruno Noregral	FRA	PALM	FRA	CATERHAM 420 R	A	17	15	3	2:07.748	2.261	0.052	163.2
18	19	Jeremy Azar	FRA	ROSSELSP	FRA	CATERHAM 420 R	A	18	14	12	2:07.856	2.369	0.108	163.1
19	80	Sebastien Montagne	FRA	ST ELOI	FRA	CATERHAM 420 R	A	19	15	13	2:07.879	2.392	0.023	163.0
20	77	Arnaud Mignatelli	FRA	CCF	FRA	CATERHAM 420 R	A	20	13	5	2:07.904	2.417	0.025	163.0
21	70	Thomas Bouterin	FRA	IND	FRA	CATERHAM 420 R	A	21	15	10	2:07.986	2.499	0.082	162.9
22	98	Olivier Guerin	FRA	CCF	FRA	CATERHAM 420 R	A	22	9	8	2:08.003	2.516	0.017	162.9
23	71	Laurent Bouterin	FRA	IND	FRA	CATERHAM 420 R	A	23	15	11	2:08.065	2.578	0.062	162.8
24	7	Henri Charpentier	FRA	CCF	FRA	CATERHAM 420 R	A	24	13	3	2:08.091	2.604	0.026	162.8
25	40	Franck Labescat	FRA	CCF	FRA	CATERHAM 420 R	A	25	15	8	2:08.277	2.790	0.186	162.5
26	16	Harold Huot	FRA	ROSSELSP	FRA	CATERHAM 420 R	A	26	13	7	2:08.452	2.965	0.175	162.3
27	75	Alexandre Pinto	FRA	ST ELOI	FRA	CATERHAM 420 R	A	27	15	9	2:08.469	2.982	0.017	162.3
28	69	Philippe Quetaud	FRA	CCF	FRA	CATERHAM 420 R	A	28	15	9	2:08.539	3.052	0.070	162.2
29	211	Arnaud Trotin	FRA	ROSSELSP	FRA	CATERHAM 420 R	A	29	14	7	2:08.675	3.188	0.136	162.0
30	27	Harald Mag	FRA	CCF	FRA	CATERHAM 420 R	A	30	15	10	2:09.491	4.004	0.816	161.0
31	5	Pierre-Jean Reyppin	FRA	ROSSELSP	FRA	CATERHAM 420 R	A	31	15	9	2:09.493	4.006	0.002	161.0
32	55	Bertrand Semaille	FRA	PALM	FRA	CATERHAM 420 R	A	32	15	10	2:10.552	5.065	1.059	159.7
33	72	Nicolas Cottancin	FRA	CCF	FRA	CATERHAM 420 R	A	33	15	9	2:10.641	5.154	0.089	159.6
34	33	François Clement Delaisse	FRA	CCF	FRA	CATERHAM 420 R	A	34	15	13	2:10.706	5.219	0.065	159.5
35	81	François-Xavier Fleury	FRA	ST ELOI	FRA	CATERHAM 420 R	A	35	5	3	2:11.437	5.950	0.731	158.6
36	13	Eric Pinson	FRA	ST ELOI	FRA	CATERHAM 420 R	A	36	14	12	2:14.853	9.366	3.416	154.6
B														
1	23	Pascal Wehrlen	FRA	PALM	FRA	CATERHAM 420 R	B	1	15	14	2:06.451			164.9
2	2	Hervé Cordel	FRA	CCF	FRA	CATERHAM 420 R	B	2	15	10	2:06.671	0.220	0.220	164.6
3	60	Francis Chatelain	FRA	PALM	FRA	CATERHAM 420 R	B	3	15	8	2:06.897	0.446	0.226	164.3
4	44	Alain Girardot	FRA	CCF	FRA	CATERHAM 420 R	B	4	15	4	2:07.479	1.028	0.582	163.5
5	41	Pascal Meignan	FRA	ST ELOI	FRA	CATERHAM 420 R	B	5	15	14	2:08.180	1.729	0.701	162.6
6	92	Olivier Loi	FRA	ST ELOI	FRA	CATERHAM 420 R	B	6	15	9	2:08.597	2.146	0.417	162.1
7	32	Jean-Pierre Mignatelli	FRA	CCF	FRA	CATERHAM 420 R	B	7	14	12	2:09.132	2.681	0.535	161.4
8	87	Yann Gasparini	FRA	ST ELOI	FRA	CATERHAM 420 R	B	8	14	12	2:09.625	3.174	0.493	160.8
9	38	Claude Boueix	FRA	DOG RACING	FRA	CATERHAM 420 R	B	9	15	9	2:10.568	4.117	0.943	159.7
10	26	Gilles Charpentier	FRA	CCF	FRA	CATERHAM 420 R	B	10	14	9	2:12.226	5.775	1.658	157.7
11	21	Sylvio Bossi	FRA	CCF	FRA	CATERHAM 420 R	B	11	14	10	2:12.350	5.899	0.124	157.5
12	50	Michel Morey	FRA	CCF	FRA	CATERHAM 420 R	B	12	13	4	2:15.816	9.365	3.466	153.5


Published at:.....

Track Temp: 23.4 °C Air Temp: 20.9 °C Humidity: 46 % Track Status: DRY

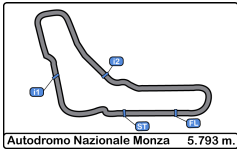
Stewards:

Race Director:

Timekeeper:


Luis Angel Garcia Nunez
JOB/I-0030-ESP





Autodromo Nazionale Monza
Caterham Cup 420R
Free Practice - 2
Provisional Results by Category



*** PENALTIES**

CARS #2 - #20 - #24 - #33 - #44 - #50 - #71 - SOME LAP TIMES DELETED DUE TO TRACK LIMITS


Published at:.....

Track Temp: **23.4 °C** Air Temp: **20.9 °C** Humidity: **46 %** Track Status: **DRY**


Stewards:

Race Director:

Timekeeper:


 Luis Angel Garcia Nuñez
 JOB/I-0030-ESP





Autodromo Nazionale Monza
Caterham Cup 420R
Free Practice - 2
Lap Analysis



1 Mathys Jaubert CATERHAM 420 R							5 Pierre-Jean Reypin CATERHAM 420 R								
A							PALM A								
Lap	D	Time	Sector 1	Sector 2	Sector 3	T. Spd	Elapsed	Lap	D	Time	Sector 1	Sector 2	Sector 3	T. Spd	Elapsed
1		18:26:00.923	18:24:20.049	51.902	48.972	170.0	18:26:00.923	1		18:25:30.238	18:23:56.862	46.888	46.488	106.4	18:25:30.238
2		2:08.391	41.713	42.874	43.804	208.0	18:28:09.314	2		2:12.523	42.058	44.614	45.851	206.8	18:27:42.761
3		2:07.728	40.761	42.702	44.265	212.1	18:30:17.042	3		2:22.747	42.282	44.397	56.068	209.7	18:30:05.508
4		2:06.552	40.628	42.209	43.715	213.4	18:32:23.594	4		2:22.509	52.946	44.220	45.343	124.8	18:32:28.017
5		2:07.266	40.577	42.611	44.078	210.5	18:34:30.860	5		2:11.084	42.223	44.131	44.730	195.6	18:34:39.101
6		2:08.280	41.091	43.375	43.814	201.4	18:36:39.140	6		2:10.780	41.787	44.271	44.722	201.8	18:36:49.881
7		2:07.741	41.055	42.739	43.947	212.5	18:38:46.881	7		2:10.118	41.926	43.440	44.752	194.9	18:38:59.999
8		2:07.217	40.981	42.492	43.744	213.8	18:40:54.098	8		2:09.503	40.976	43.606	44.921	205.3	18:41:09.502
9		2:07.345	40.878	42.702	43.765	214.2	18:43:01.443	9		2:09.493	41.285	43.900	44.308	206.5	18:43:18.995
10		2:06.902	40.933	42.438	43.531	214.7	18:45:08.345	10		2:10.024	41.114	43.695	45.215	208.8	18:45:29.019
11		2:17.283	44.017	48.951	44.315	216.0	18:47:25.628	11		2:15.483	43.916	46.047	45.520	206.8	18:47:44.502
12		2:20.799	40.663	55.892	44.244	203.7	18:49:46.427	12		2:10.011	41.512	43.495	45.004	201.8	18:49:54.513
13		2:05.487	40.511	41.870	43.106	213.4	18:51:51.914	13		2:25.168	41.405	58.494	45.269	214.7	18:52:19.681
14		2:07.183	40.536	43.081	43.566	211.7	18:53:59.097	14		2:10.196	42.074	43.683	44.439	198.8	18:54:29.877
15		2:36.042 P	48.546	47.755	59.741	122.7	18:56:35.139	15		3:14.641 P	47.766	51.216	1:35.659	140.2	18:57:44.518

2 Hervé Cordel CATERHAM 420 R							7 Henri Charpentier CATERHAM 420 R								
B							CCF A								
Lap	D	Time	Sector 1	Sector 2	Sector 3	T. Spd	Elapsed	Lap	D	Time	Sector 1	Sector 2	Sector 3	T. Spd	Elapsed
1		18:26:17.448	18:24:47.780	45.331	44.337	154.9	18:26:17.448	1		18:26:08.399	18:24:36.432	45.193	46.774	147.9	18:26:08.399
2		2:10.224	41.789	43.737	44.698	201.8	18:28:27.672	2		2:11.814	41.843	43.474	46.497	194.2	18:28:20.213
3		2:09.617	41.895	43.215	44.507	185.2	18:30:37.289	3		2:08.091	41.262	43.229	43.600	201.8	18:30:28.304
4		2:09.939	41.475	43.040	44.524	211.7	18:32:46.328	4		2:08.890	41.045	43.316	44.529	205.3	18:32:37.194
5		2:09.597	41.441	43.526	44.630	213.0	18:34:55.925	5		2:08.979	41.418	43.544	44.017	213.8	18:34:46.173
6		2:09.918	42.141	43.640	44.137	206.5	18:37:05.843	6		2:09.091	41.375	43.358	44.358	209.3	18:36:55.264
7		2:10.819	41.893	44.045	44.881	201.8	18:39:16.662	7		2:11.351	41.345	45.529	44.477	203.0	18:39:06.615
8		2:09.434	41.978	43.383	44.073	186.2	18:41:26.096	8		2:15.332	41.042	43.688	50.602	213.8	18:41:21.947
9		2:08.498	40.898	43.829	43.771	211.3	18:43:34.594	9		2:08.881	41.906	43.203	43.772	214.2	18:43:30.828
10		2:06.671	40.614	42.318	43.739	208.8	18:45:41.265	10		2:08.389	40.900	43.157	44.332	212.1	18:45:39.217
11		2:07.961	40.720	42.866	44.375	213.0	18:47:49.226	11		2:10.975	41.844	45.033	44.098	198.8	18:47:50.192
12		2:07.193	40.729	42.592	43.872	216.0	18:49:56.419	12		2:08.985	41.889	42.879	44.217	189.4	18:49:59.177
13		2:09.206	41.110	43.579	44.517	215.5	18:52:05.625	13		2:23.020 P	41.206	43.209	58.605	214.2	18:52:22.197
14		2:10.130	41.107	44.334	44.689	215.5	18:54:15.755								
15		3:08.784 P	48.592	54.065	1:26.127	211.3	18:57:24.539								

3 Pierre-Emmanuel Dallois CATERHAM 420 R							9 Henri Bizet CATERHAM 420 R								
A							A								
Lap	D	Time	Sector 1	Sector 2	Sector 3	T. Spd	Elapsed	Lap	D	Time	Sector 1	Sector 2	Sector 3	T. Spd	Elapsed
1		18:26:26.913	18:24:57.159	45.281	44.473	134.6	18:26:26.913	1		18:26:01.722	18:24:15.949	56.276	49.497	131.0	18:26:01.722
2		2:10.082	42.257	43.355	44.470	193.2	18:28:36.995	2		2:09.522	41.619	43.529	44.374	208.8	18:28:11.244
3		2:07.460	40.892	42.817	43.751	214.7	18:30:44.455	3		2:08.067	40.959	43.082	44.026	181.2	18:30:19.311
4		2:09.095	40.753	43.857	44.485	206.1	18:32:53.550	4		2:08.897	41.393	43.750	43.754	203.0	18:32:28.208
5		2:10.763	40.998	43.110	46.655	213.0	18:35:04.313	5		2:06.103	40.466	42.237	43.400	210.9	18:34:34.311
6		2:09.630	40.866	44.394	44.370	201.8	18:37:13.943	6		2:08.807	40.694	43.872	44.241	215.1	18:36:43.118
7		2:08.116	40.650	43.286	44.180	211.7	18:39:22.059	7		2:07.520	40.905	42.698	43.917	212.1	18:38:50.638
8		2:07.411	40.293	43.104	44.014	210.1	18:41:29.470	8		2:07.715	40.403	43.486	43.826	209.3	18:40:58.353
9		2:08.668	40.799	43.802	44.067	208.8	18:43:38.138	9		2:07.954	40.842	43.209	43.903	207.6	18:43:06.307
10		2:10.428	42.942	43.615	43.871	215.5	18:45:48.566	10		2:10.518	41.678	44.355	44.485	208.8	18:45:16.825
11		2:07.193	40.808	42.800	43.585	211.7	18:47:55.759	11		2:07.978	41.033	43.000	43.945	206.5	18:47:24.803
12		2:07.078	40.648	42.796	43.634	213.8	18:50:02.837	12		2:10.226	40.957	44.187	45.082	212.1	18:49:35.029
13		2:06.951	40.529	42.739	43.683	213.0	18:52:09.788	13		2:09.382	40.499	43.657	45.226	211.7	18:51:44.411
14		2:08.202	40.221	43.709	44.272	212.5	18:54:17.990	14		2:09.233	40.703	43.535	44.995	209.3	18:53:53.644
15		3:16.697 P	47.191	56.820	1:32.686	172.8	18:57:34.687	15		2:20.761 P	41.490	42.809	56.462	188.8	18:56:14.405



Autodromo Nazionale Monza
Caterham Cup 420R
Free Practice - 2
Lap Analysis



12 Arnaud Griffon CATERHAM 420 R **18** Jean-Michel Dallois CATERHAM 420 R
 A CCF A IND

Lap D	Time	Sector 1	Sector 2	Sector 3	T. Spd	Elapsed	Lap D	Time	Sector 1	Sector 2	Sector 3	T. Spd	Elapsed
1	18:26:03.885	18:24:33.219	43.822	46.844	148.7	18:26:03.885	1	18:26:26.421	18:24:57.018	44.389	45.014	132.1	18:26:26.421
2	2:11.595	42.201	44.947	44.447	193.5	18:28:15.480	2	2:09.652	42.166	43.381	44.105	165.6	18:28:36.073
3	2:07.458	40.991	42.882	43.585	211.3	18:30:22.938	3	2:08.245	41.025	43.124	44.096	211.3	18:30:44.318
4	2:07.191	41.074	42.598	43.519	213.8	18:32:30.129	4	2:09.320	41.416	43.680	44.224	175.0	18:32:53.638
5	2:08.340	40.941	43.062	44.337	216.0	18:34:38.469	5	2:10.278	41.225	42.972	46.081	181.2	18:35:03.916
6	2:08.283	41.016	42.959	44.308	209.3	18:36:46.752	6	2:09.542	41.073	44.400	44.069	198.5	18:37:13.458
7	2:07.166	41.102	42.511	43.553	212.5	18:38:53.918	7	2:08.082	40.911	43.105	44.066	193.2	18:39:21.540
8	2:07.347	40.921	42.490	43.936	209.3	18:41:01.265	8	2:07.901	40.832	42.911	44.158	215.5	18:41:29.441
9	2:07.595	40.818	42.982	43.795	212.1	18:43:08.860	9	2:08.524	40.889	43.441	44.194	211.7	18:43:37.965
10	2:08.512	41.345	43.406	43.761	208.0	18:45:17.372	10	2:08.816	42.475	42.550	43.791	199.2	18:45:46.781
11	2:09.179	41.347	43.466	44.366	196.7	18:47:26.551	11	2:07.870	40.967	43.017	43.886	209.3	18:47:54.651
12	2:08.854	41.242	43.434	44.178	206.8	18:49:35.405	12	2:06.793	40.812	42.435	43.546	209.3	18:50:01.444
13	2:08.466	41.255	43.516	43.695	206.5	18:51:43.871	13	2:07.269	40.892	42.777	43.600	180.9	18:52:08.713
14	2:09.118	40.661	43.593	44.864	213.0	18:53:52.989	14	2:07.899	40.509	42.865	44.525	210.1	18:54:16.612
15	2:51.825 P	52.262	51.745	1:07.818	131.7	18:56:44.814	15	3:16.440 P	48.459	54.576	1:33.405	199.2	18:57:33.052


13 Eric Pinson CATERHAM 420 R **19** Jeremy Azar CATERHAM 420 R
 A ST ELOI A ROSSELSP

Lap D	Time	Sector 1	Sector 2	Sector 3	T. Spd	Elapsed	Lap D	Time	Sector 1	Sector 2	Sector 3	T. Spd	Elapsed
1	18:26:14.999	18:24:16.723	58.489	59.787	126.0	18:26:14.999	1	18:25:26.559	18:23:52.626	47.360	46.573	134.4	18:25:26.559
2	2:28.340	49.715	49.803	48.822	142.4	18:28:43.339	2	2:10.005	41.923	43.361	44.721	197.8	18:27:36.564
3	2:19.258	43.770	46.814	48.674	190.4	18:31:02.597	3	2:10.742	41.737	43.241	45.764	194.5	18:29:47.306
4	2:18.139	43.318	46.603	48.218	200.0	18:33:20.736	4	2:08.361	41.166	42.828	44.367	214.2	18:31:55.667
5	2:23.308	43.245	47.461	52.602	206.1	18:35:44.044	5	2:25.759 P	41.588	43.431	1:00.740	211.3	18:34:21.426
6	2:19.557	42.801	47.616	49.140	200.0	18:38:03.601	6	3:42.104	1:49.085	58.414	54.605	173.3	18:38:03.530
7	2:15.854	42.482	46.456	46.916	199.6	18:40:19.455	7	2:07.932	40.921	42.973	44.038	215.1	18:40:11.462
8	2:15.566	42.102	46.120	47.344	207.2	18:42:35.021	8	2:08.029	41.169	42.824	44.036	213.0	18:42:19.491
9	2:16.777	43.268	46.354	47.155	209.7	18:44:51.798	9	2:52.128	49.104	1:01.627	1:01.397	160.0	18:45:11.619
10	2:15.187	42.321	45.656	47.210	206.1	18:47:06.985	10	2:09.675	42.464	42.912	44.299	208.8	18:47:21.294
11	2:15.371	42.597	45.908	46.866	200.0	18:49:22.356	11	2:14.309	45.729	44.384	44.196	165.1	18:49:35.603
12	2:14.853	42.436	45.675	46.742	204.9	18:51:37.209	12	2:07.856	41.110	42.808	43.938	213.4	18:51:43.459
13	2:14.854	42.419	45.480	46.955	204.9	18:53:52.063	13	2:08.944	40.992	43.909	44.043	208.4	18:53:52.403
14	3:02.733 P	45.649	46.373	1:30.711	144.5	18:56:54.796	14	2:32.553 P	42.382	42.605	1:07.566	183.6	18:56:24.956

16 Harold Huot CATERHAM 420 R **20** Franck Chahinian CATERHAM 420 R
 A ROSSELSP A CCF

Lap D	Time	Sector 1	Sector 2	Sector 3	T. Spd	Elapsed	Lap D	Time	Sector 1	Sector 2	Sector 3	T. Spd	Elapsed
1	18:25:25.984	18:23:53.249	46.495	46.240	118.1	18:25:25.984	1	18:26:03.733	18:24:32.732	44.013	46.988	151.8	18:26:03.733
2	2:11.036	42.769	43.407	44.860	205.3	18:27:37.020	2	2:07.735	41.201	42.599	43.935	206.8	18:28:11.468
3	2:09.460	41.462	43.335	44.663	213.8	18:29:46.480	3	2:07.037	40.725	42.660	43.652	185.2	18:30:18.505
4	2:09.795	42.071	43.334	44.390	210.9	18:31:56.275	4	2:08.738	41.472	43.418	43.848	204.5	18:32:27.243
5	2:19.771 P	41.060	43.244	55.467	199.6	18:34:16.046	5	2:06.434	40.631	42.624	43.179	208.8	18:34:33.677
6	3:03.689	1:34.807	44.140	44.742	177.0	18:37:19.735	6	2:08.657	40.946	43.550	44.161	206.5	18:36:42.334
7	2:08.452	41.076	43.060	44.316	209.3	18:39:28.187	7	2:33.944	55.107	54.547	44.290	134.3	18:39:16.278
8	2:10.010	41.382	44.240	44.388	195.6	18:41:38.197	8	2:07.099	40.821	42.649	43.629	211.3	18:41:23.377
9	2:09.265	41.096	43.329	44.840	211.7	18:43:47.462	9	2:06.370	40.563	42.590	43.217	189.4	18:43:29.747
10	2:27.853	41.205	43.622	1:03.026	213.4	18:46:15.315	10	2:06.066	40.322	42.575	43.169	216.8	18:45:35.813
11	2:21.542	51.707	43.426	46.409	127.2	18:48:36.857	11	2:06.556	40.227	42.647	43.682	210.9	18:47:42.369
12	2:38.855	42.750	1:06.618	49.487	210.1	18:51:15.712	12	2:05.904	40.301	42.300	43.303	215.1	18:49:48.273
13	2:19.703 P	41.636	44.127	53.940	212.5	18:53:35.415	13	2:06.578	40.423	42.787	43.368	204.1	18:51:54.851
							14	2:05.929	40.272	42.286	43.371	215.1	18:54:00.780
							15	2:50.910 P	50.867	48.715	1:11.328	125.1	18:56:51.690





Autodromo Nazionale Monza
Caterham Cup 420R
Free Practice - 2
Lap Analysis



21 Sylvio Bossi CATERHAM 420 R **26** Gilles Charpentier CATERHAM 420 R
 B CCF B CCF

Lap	D	Time	Sector 1	Sector 2	Sector 3	T. Spd	Elapsed	Lap	D	Time	Sector 1	Sector 2	Sector 3	T. Spd	Elapsed
1		18:26:09.980	18:24:34.052	47.731	48.197	145.7	18:26:09.980	1		18:25:59.347	18:24:08.769	1:00.620	49.958	118.6	18:25:59.347
2		2:14.303	42.703	45.396	46.204	170.0	18:28:24.283	2		2:22.001	44.647	47.400	49.954	178.5	18:28:21.348
3		2:15.453	42.963	45.766	46.724	160.7	18:30:39.736	3		2:16.895	43.278	45.666	47.951	161.6	18:30:38.243
4		2:16.473	43.066	46.478	46.929	162.6	18:32:56.209	4		2:16.989	42.776	46.776	47.437	171.1	18:32:55.232
5		2:20.419	42.571	49.188	48.660	180.6	18:35:16.628	5		2:20.154	42.653	49.385	48.116	175.0	18:35:15.386
6		2:14.179	42.682	45.211	46.286	169.8	18:37:30.807	6		2:15.460	43.488	45.514	46.458	162.4	18:37:30.846
7		2:13.766	42.573	45.293	45.900	185.8	18:39:44.573	7		2:13.098	41.958	45.316	45.824	193.8	18:39:43.944
8		2:12.996	41.668	44.887	46.441	204.1	18:41:57.569	8		2:12.947	41.732	45.319	45.896	212.1	18:41:56.891
9		2:12.632	41.837	44.706	46.089	198.5	18:44:10.201	9		2:12.226	41.707	44.591	45.928	212.5	18:44:09.117
10		2:12.350	41.911	44.753	45.686	213.8	18:46:22.551	10		2:12.733	41.723	45.140	45.870	206.5	18:46:21.850
11		2:13.130	42.558	44.608	45.964	187.5	18:48:35.681	11		2:12.907	42.161	45.126	45.620	183.0	18:48:34.757
12		2:13.635	41.967	45.062	46.606	211.7	18:50:49.316	12		2:12.872	41.932	44.936	46.004	209.7	18:50:47.629
13		2:14.413	42.978	45.014	46.421	191.8	18:53:03.729	13		2:13.390	42.131	45.010	46.249	208.4	18:53:01.019
14		2:33.642 P	44.562	46.621	1:02.459	161.4	18:55:37.371	14		2:27.095 P	42.632	45.192	59.271	207.2	18:55:28.114

23 Pascal Wehrlen CATERHAM 420 R **27** Harald Mag CATERHAM 420 R
 B PALM A CCF

Lap	D	Time	Sector 1	Sector 2	Sector 3	T. Spd	Elapsed	Lap	D	Time	Sector 1	Sector 2	Sector 3	T. Spd	Elapsed
1		18:26:03.701	18:24:23.763	49.282	50.656	168.4	18:26:03.701	1		18:25:55.241	18:24:04.263	1:03.777	47.201	118.9	18:25:55.241
2		2:14.140	42.643	45.590	45.907	206.8	18:28:17.841	2		2:11.098	42.490	44.469	44.139	171.9	18:28:06.339
3		2:08.121	41.101	42.967	44.053	207.6	18:30:25.962	3		2:11.113	41.647	44.486	44.980	188.4	18:30:17.452
4		2:07.692	40.741	43.360	43.591	213.0	18:32:33.654	4		2:13.240	42.259	46.287	44.694	190.4	18:32:30.692
5		2:08.137	40.531	43.546	44.060	216.0	18:34:41.791	5		2:12.171	42.939	44.334	44.898	197.0	18:34:42.863
6		2:07.653	40.890	42.727	44.036	216.4	18:36:49.444	6		2:10.365	41.866	44.087	44.412	187.1	18:36:53.228
7		2:07.956	41.040	43.007	43.909	212.1	18:38:57.400	7		2:13.851	42.163	46.947	44.741	204.9	18:39:07.079
8		2:07.345	40.866	42.709	43.770	213.0	18:41:04.745	8		2:11.992	41.907	44.685	45.400	184.9	18:41:19.071
9		2:12.149	41.033	45.565	45.551	203.3	18:43:16.894	9		2:10.749	41.664	44.343	44.742	208.0	18:43:29.820
10		2:07.073	40.749	42.508	43.816	215.5	18:45:23.967	10		2:09.491	41.566	43.415	44.510	194.2	18:45:39.311
11		2:10.531	40.992	43.252	46.287	211.3	18:47:34.498	11		2:10.576	41.764	43.845	44.967	206.5	18:47:49.887
12		2:06.569	40.689	42.272	43.608	212.5	18:49:41.067	12		2:10.950	42.492	43.690	44.768	164.1	18:50:00.837
13		2:14.491	46.553	44.224	43.714	169.2	18:51:55.558	13		2:11.250	41.456	43.807	45.987	197.0	18:52:12.087
14		2:06.451	40.494	42.370	43.587	210.1	18:54:02.009	14		2:10.085	41.858	43.743	44.484	212.5	18:54:22.172
15		3:09.780 P	54.862	52.052	1:22.866	113.2	18:57:11.789	15		3:18.594 P	46.352	55.623	1:36.619	146.9	18:57:40.766

24 Bruno Noregal CATERHAM 420 R **29** Eric Moussier CATERHAM 420 R
 A PALM A CCF

Lap	D	Time	Sector 1	Sector 2	Sector 3	T. Spd	Elapsed	Lap	D	Time	Sector 1	Sector 2	Sector 3	T. Spd	Elapsed
1		18:26:01.645	18:24:21.991	50.363	49.291	163.1	18:26:01.645	1		18:26:02.753	18:24:18.928	54.050	49.775	166.4	18:26:02.753
2		2:08.813	41.525	43.243	44.045	214.2	18:28:10.458	2		2:10.470	41.618	42.895	45.957	206.5	18:28:13.223
3		2:07.748	40.776	43.160	43.812	212.5	18:30:18.206	3		2:16.456 P	40.702	44.196	51.558	214.7	18:30:29.679
4		2:10.247	41.898	44.445	43.904	206.8	18:32:28.453	4		3:08.934	1:41.567	43.431	43.936	176.7	18:33:38.613
5		2:06.999	40.749	42.466	43.784	205.3	18:34:35.452	5		2:34.489	41.819	43.208	1:09.462	213.8	18:36:13.102
6		2:08.087	40.820	42.932	44.335	213.4	18:36:43.539	6		2:38.313	51.400	1:03.172	43.741	162.4	18:38:51.415
7		2:08.163	41.043	43.537	43.583	210.9	18:38:51.702	7		2:07.444	40.805	42.488	44.151	205.7	18:40:58.859
8		2:08.168	41.048	43.035	44.085	200.3	18:40:59.870	8		2:07.797	40.627	43.121	44.049	207.6	18:43:06.656
9		2:08.180	41.648	42.541	43.991	183.9	18:43:08.050	9		2:07.557	40.906	42.797	43.854	204.9	18:45:14.213
10		2:09.236	41.416	42.963	44.857	206.5	18:45:17.286	10		2:13.284	42.627	46.525	44.132	211.3	18:47:27.497
11		2:09.892	41.352	43.531	45.009	211.7	18:47:27.178	11		2:10.029	41.672	42.820	45.537	200.3	18:49:37.526
12		2:08.663	40.822	43.671	44.170	194.5	18:49:35.841	12		2:07.414	41.933	42.071	43.410	206.8	18:51:44.940
13		2:07.839	41.079	43.374	43.386	204.5	18:51:43.680	13		2:08.775	40.797	43.435	44.543	200.0	18:53:53.715
14		2:08.587	40.757	43.717	44.113	206.1	18:53:52.267	14		2:34.940 P	47.640	42.766	1:04.534	163.8	18:56:28.655
15		2:31.118 P	41.306	43.224	1:06.588	210.9	18:56:23.385								





Autodromo Nazionale Monza
Caterham Cup 420R
Free Practice - 2
Lap Analysis



30 Gary Gachnang CATERHAM 420 R							35 Bastien Gassin CATERHAM 420 R								
A PALM							A ST ELOI								
Lap	D	Time	Sector 1	Sector 2	Sector 3	T. Spd	Elapsed	Lap	D	Time	Sector 1	Sector 2	Sector 3	T. Spd	Elapsed
1		18:26:03.897	18:24:24.567	48.911	50.419	164.1	18:26:03.897	1		18:26:01.882	18:24:02.285	1:06.507	53.090	109.7	18:26:01.882
2		2:12.221	42.405	45.141	44.675	199.2	18:28:16.118	2		2:08.574	41.588	43.001	43.985	207.2	18:28:10.456
3		2:08.596	40.850	42.925	44.821	212.1	18:30:24.714	3		2:07.878	41.122	42.894	43.862	210.1	18:30:18.334
4		2:08.899	41.786	42.725	44.388	216.4	18:32:33.613	4		2:07.887	41.511	42.544	43.832	213.0	18:32:26.221
5		2:08.197	41.179	43.093	43.925	196.0	18:34:41.810	5		2:07.293	41.119	42.647	43.527	213.8	18:34:33.514
6		2:09.435	40.909	42.921	45.605	215.1	18:36:51.245	6		2:07.788	40.748	43.539	43.501	205.3	18:36:41.302
7		2:10.537	40.830	45.265	44.442	201.1	18:39:01.782	7		2:08.360	41.288	43.094	43.978	189.8	18:38:49.662
8		2:07.168	40.650	42.306	44.212	210.9	18:41:08.950	8		2:07.881	40.503	43.122	44.256	215.1	18:40:57.543
9		2:07.509	40.645	43.263	43.601	208.8	18:43:16.459	9		2:10.563	44.233	42.494	43.836	160.9	18:43:08.106
10		2:07.597	40.556	42.843	44.198	213.4	18:45:24.056	10		2:08.097	41.228	42.728	44.141	208.8	18:45:16.203
11		2:13.033	41.105	43.529	48.399	197.8	18:47:37.089	11		2:09.799	40.919	44.536	44.344	212.1	18:47:26.002
12		2:06.811	40.608	42.367	43.836	213.4	18:49:43.900	12		2:10.983	40.832	42.680	47.471	209.7	18:49:36.985
13		2:06.705	40.751	42.421	43.533	215.1	18:51:50.605	13		2:06.939	41.104	42.442	43.393	206.1	18:51:43.924
14		2:11.158	40.517	45.743	44.898	215.1	18:54:01.763	14		2:12.336	45.832	42.341	44.163	206.5	18:53:56.260
15		3:16.709 P	58.321	51.482	1:26.906	107.5	18:57:18.472	15		2:47.072 P	51.416	48.966	1:06.690	131.7	18:56:43.332

32 Jean-Pierre Mignatelli CATERHAM 420 R							38 Claude Boueix CATERHAM 420 R								
B CCF							B DOG RACING								
Lap	D	Time	Sector 1	Sector 2	Sector 3	T. Spd	Elapsed	Lap	D	Time	Sector 1	Sector 2	Sector 3	T. Spd	Elapsed
1		18:26:06.213	18:24:31.546	45.309	49.358	117.9	18:26:06.213	1		18:26:07.546	18:24:28.677	48.664	50.205	143.8	18:26:07.546
2		2:15.340	42.327	44.550	48.463	183.6	18:28:21.553	2		2:14.523	42.885	45.516	46.122	188.4	18:28:22.069
3		2:12.566	42.518	44.853	45.195	170.8	18:30:34.119	3		2:15.380	43.134	45.907	46.339	172.5	18:30:37.449
4		2:10.416	41.811	43.767	44.838	202.2	18:32:44.535	4		2:11.664	41.544	45.001	45.119	198.1	18:32:49.113
5		3:10.717 P	41.378	44.364	1:44.975	210.1	18:35:55.252	5		2:12.594	41.822	45.132	45.640	208.0	18:35:01.707
6		3:11.887	1:40.192	47.208	44.487	120.2	18:39:07.139	6		2:14.015	42.113	45.622	46.280	208.8	18:37:15.722
7		2:10.846	41.931	43.644	45.271	185.2	18:41:17.985	7		2:11.285	41.640	44.054	45.591	202.2	18:39:27.007
8		2:10.405	42.236	43.424	44.745	211.3	18:43:28.390	8		2:11.584	42.004	44.304	45.276	215.5	18:41:38.591
9		2:09.509	41.344	43.381	44.784	206.5	18:45:37.899	9		2:10.568	41.424	43.888	45.256	213.4	18:43:49.159
10		2:09.278	40.846	43.526	44.906	209.7	18:47:47.177	10		2:11.059	41.186	44.715	45.158	206.8	18:46:00.218
11		2:10.340	41.523	43.713	45.104	204.9	18:49:57.517	11		2:11.684	41.817	43.978	45.889	209.7	18:48:11.902
12		2:09.132	41.294	43.354	44.484	203.3	18:52:06.649	12		2:12.597	41.949	45.250	45.398	208.8	18:50:24.499
13		2:10.116	41.380	43.547	45.189	208.0	18:54:16.765	13		2:14.036	42.186	46.131	45.719	209.7	18:52:38.535
14		3:22.200 P	49.912	56.784	1:35.504	178.2	18:57:38.965	14		2:10.717	41.643	44.069	45.005	208.0	18:54:49.252
15		3:09.393 P	56.939	57.211	1:15.243	121.0	18:57:58.645	15		3:09.393 P	56.939	57.211	1:15.243	121.0	18:57:58.645

33 François Clement Delaisse CATERHAM 420 R							40 Franck Labescat CATERHAM 420 R								
A CCF							A CCF								
Lap	D	Time	Sector 1	Sector 2	Sector 3	T. Spd	Elapsed	Lap	D	Time	Sector 1	Sector 2	Sector 3	T. Spd	Elapsed
1		18:26:15.673	18:24:38.853	48.660	48.160	156.7	18:26:15.673	1		18:25:55.522	18:24:10.950	57.644	46.928	132.8	18:25:55.522
2		2:15.416	41.753	47.264	46.399	180.3	18:28:31.089	2		2:10.084	41.322	43.892	44.870	204.1	18:28:05.606
3		2:14.424	42.426	45.670	46.328	176.4	18:30:45.513	3		2:08.724	41.448	43.205	44.071	210.9	18:30:14.330
4		2:11.200	41.199	44.316	45.685	183.6	18:32:56.713	4		2:09.100	41.949	42.973	44.178	184.3	18:32:23.430
5		2:19.267	42.180	49.750	47.337	169.8	18:35:15.980	5		2:08.298	40.785	43.238	44.275	211.7	18:34:31.728
6		2:12.358	41.822	44.800	45.736	183.6	18:37:28.338	6		2:09.371	41.272	44.026	44.073	204.1	18:36:41.099
7		2:12.333	41.463	44.946	45.924	201.8	18:39:40.671	7		2:08.841	41.058	43.769	44.014	192.1	18:38:49.940
8		2:12.319	41.557	44.641	46.121	203.3	18:41:52.990	8		2:08.277	40.750	43.361	44.166	195.6	18:40:58.217
9		2:14.950	44.715	44.635	45.600	214.7	18:44:07.940	9		2:08.692	41.543	43.283	43.866	202.6	18:43:06.909
10		2:11.461	41.512	44.528	45.421	203.3	18:46:19.401	10		2:09.225	41.225	43.664	44.336	196.7	18:45:16.134
11		2:11.206	41.569	44.293	45.344	205.3	18:48:30.607	11		2:09.104	41.939	43.440	43.725	205.3	18:47:25.238
12		2:11.242	41.199	44.028	46.015	208.8	18:50:41.849	12		2:08.777	40.861	43.227	44.689	202.2	18:49:34.015
13		2:10.706	41.300	43.945	45.461	203.7	18:52:52.555	13		2:09.040	41.657	43.141	44.242	210.9	18:51:43.055
14		2:11.499	41.085	44.186	45.919	211.7	18:55:03.745	14		2:10.976	42.032	44.282	44.662	206.5	18:53:54.031
15		2:57.732 P	52.404	53.681	1:11.647	124.7	18:58:01.477	15		2:39.717 P	48.446	49.278	1:01.993	137.4	18:56:33.748





Autodromo Nazionale Monza
Caterham Cup 420R
Free Practice - 2
Lap Analysis



41 Pascal Meignan CATERHAM 420 R **50** Michel Morey CATERHAM 420 R
 B ST ELOI B CCF

Lap	D	Time	Sector 1	Sector 2	Sector 3	T. Spd	Elapsed	Lap	D	Time	Sector 1	Sector 2	Sector 3	T. Spd	Elapsed
1		18:25:52.276	18:24:06.397	1:00.094	45.785	127.6	18:25:52.276	1		18:26:25.396	18:24:49.510	47.476	48.410	158.1	18:26:25.396
2		2:10.467	42.072	43.813	44.582	203.0	18:28:02.743	2		2:24.003	49.523	46.894	47.586	171.4	18:28:49.399
3		2:09.444	41.296	43.438	44.710	210.9	18:30:12.187	3		2:46.396	43.846	45.500	47.050	205.7	18:31:05.795
4		2:09.235	41.188	43.301	44.746	216.0	18:32:21.422	4		2:15.816	42.897	45.432	47.487	207.6	18:33:21.611
5		2:08.987	41.307	43.138	44.542	202.2	18:34:30.409	5		2:23.099	43.679	46.476	52.944	172.8	18:35:44.710
6		2:09.251	41.403	43.700	44.148	209.3	18:36:39.660	6		2:16.356	42.880	46.202	47.274	192.8	18:38:01.066
7		2:08.937	41.406	43.200	44.331	190.1	18:38:48.597	7		2:17.741	44.519	45.426	47.796	201.4	18:40:18.807
8		2:09.278	41.088	43.615	44.575	214.2	18:40:57.875	8		2:32.414 P	44.336	47.101	1:00.977	185.5	18:42:51.221
9		2:08.866	41.327	43.189	44.350	206.8	18:43:06.741	9		3:11.870	1:36.131	48.281	47.458	156.7	18:46:03.091
10		2:09.975	41.650	43.441	44.884	194.2	18:45:16.716	10		2:46.449	44.008	45.065	47.346	204.1	18:48:19.510
11		2:10.244	41.595	43.623	45.026	208.0	18:47:26.960	11		2:25.180	44.726	50.910	49.544	199.2	18:50:44.690
12		2:11.956	44.424	43.224	44.308	186.8	18:49:38.916	12		2:21.395	45.253	47.902	48.240	199.2	18:53:06.085
13		2:08.464	41.063	43.111	44.290	199.6	18:51:47.380	13		3:00.464 P	52.763	54.493	1:13.208	142.6	18:56:06.549
14		2:08.180	41.359	43.042	43.779	198.5	18:53:55.560								
15		2:54.690 P	52.911	49.653	1:12.126	134.1	18:56:50.250								


44 Alain Girardot CATERHAM 420 R **51** Vincent Beltoise CATERHAM 420 R
 B CCF A CCF

Lap	D	Time	Sector 1	Sector 2	Sector 3	T. Spd	Elapsed	Lap	D	Time	Sector 1	Sector 2	Sector 3	T. Spd	Elapsed
1		18:26:07.618	18:24:35.153	45.017	47.448	139.7	18:26:07.618	1		18:26:25.371	18:24:56.152	44.682	44.537	148.3	18:26:25.371
2		2:11.668	41.681	43.837	46.150	198.8	18:28:19.286	2		2:07.607	41.036	42.853	43.718	216.4	18:28:32.978
3		2:08.014	40.975	42.763	44.276	204.9	18:30:27.300	3		2:06.944	40.603	42.480	43.861	199.2	18:30:39.922
4		2:07.479	40.652	43.047	43.780	199.2	18:32:34.779	4		2:13.127	44.855	44.004	44.268	160.7	18:32:53.049
5		2:08.167	40.873	42.852	44.442	204.1	18:34:42.946	5		2:07.809	40.243	43.337	44.229	215.5	18:35:00.858
6		2:07.566	40.680	43.095	43.791	197.0	18:36:50.512	6		2:05.967	40.618	42.076	43.273	207.6	18:37:06.825
7		2:08.869	41.379	43.444	44.046	190.8	18:38:59.381	7		2:07.058	40.599	42.688	43.771	210.5	18:39:13.883
8		2:07.404	40.748	42.535	43.818	214.2	18:41:06.482	8		2:07.023	40.574	42.603	43.846	215.5	18:41:20.906
9		2:07.957	40.711	42.667	44.579	215.1	18:43:14.439	9		2:07.058	40.231	42.959	43.868	210.9	18:43:27.964
10		2:10.030	41.753	43.060	45.217	212.5	18:45:24.469	10		2:07.356	40.713	42.398	44.245	215.1	18:45:35.320
11		2:08.464	41.015	43.040	44.409	190.1	18:47:32.933	11		2:06.869	40.606	43.052	43.211	215.1	18:47:42.189
12		2:07.765	41.050	43.122	43.593	210.1	18:49:40.698	12		2:05.887	40.416	42.110	43.361	197.4	18:49:48.076
13		2:08.453	40.966	43.366	44.121	198.5	18:51:49.151	13		2:15.876 P	40.110	42.488	53.278	213.8	18:52:03.952
14		2:12.431	41.598	46.763	44.070	191.1	18:54:01.582								
15		3:14.383 P	56.013	53.186	1:25.184	105.8	18:57:15.965								

46 Olivier Forzano CATERHAM 420 R **52** David Leguem CATERHAM 420 R
 A PALM A ST ELOI

Lap	D	Time	Sector 1	Sector 2	Sector 3	T. Spd	Elapsed	Lap	D	Time	Sector 1	Sector 2	Sector 3	T. Spd	Elapsed
1		18:26:14.718	18:24:43.911	44.763	46.044	164.3	18:26:14.718	1		18:26:02.304	18:24:02.807	1:06.222	53.275	108.0	18:26:02.304
2		2:11.426	42.065	44.527	44.834	208.8	18:28:26.144	2		2:08.380	41.580	43.106	43.694	194.5	18:28:10.684
3		2:10.891	41.600	44.293	44.998	207.6	18:30:37.035	3		2:08.123	40.989	43.241	43.893	196.0	18:30:18.807
4		2:09.285	41.539	43.091	44.655	213.8	18:32:46.320	4		2:09.958	41.944	44.356	43.658	197.0	18:32:28.765
5		2:09.110	41.426	43.197	44.487	207.6	18:34:55.430	5		2:07.030	41.268	42.504	43.258	198.5	18:34:35.795
6		2:13.715	42.394	47.139	44.182	213.4	18:37:09.145	6		2:07.978	40.829	42.772	44.377	204.1	18:36:43.773
7		2:07.963	40.603	43.113	44.247	214.2	18:39:17.108	7		2:08.368	40.913	43.684	43.771	203.3	18:38:52.141
8		2:07.679	41.065	43.154	43.460	206.5	18:41:24.787	8		2:07.785	40.935	42.874	43.976	197.0	18:40:59.926
9		2:07.908	41.077	43.167	43.664	212.1	18:43:32.695	9		2:07.233	40.529	43.022	43.682	201.4	18:43:07.159
10		2:07.715	41.090	42.925	43.700	212.1	18:45:40.410	10		2:10.449	42.537	43.090	44.822	190.8	18:45:17.608
11		2:07.763	40.695	43.003	44.065	213.4	18:47:48.173	11		2:09.413	41.782	43.021	44.610	197.0	18:47:27.021
12		2:08.267	40.680	43.344	44.243	213.0	18:49:56.440	12		2:08.206	40.836	43.343	44.027	205.7	18:49:35.227
13		2:09.563	41.090	43.707	44.766	205.3	18:52:06.003	13		2:09.499	42.122	43.777	43.600	209.7	18:51:44.726
14		2:09.514	40.804	44.431	44.279	213.8	18:54:15.517	14		2:07.964	40.821	43.167	43.976	203.3	18:53:52.690
15		2:57.990 P	46.959	47.265	1:23.766	171.1	18:57:13.507	15		2:28.023 P	41.622	42.892	1:03.509	197.4	18:56:20.713





Autodromo Nazionale Monza

Caterham Cup 420R

Free Practice - 2

Lap Analysis



55 Bertrand Semaille CATERHAM 420 R							63 Frédéric Allaire CATERHAM 420 R													
A							PALM A							ST ELOI						
Lap	D	Time	Sector 1	Sector 2	Sector 3	T. Spd	Elapsed	Lap	D	Time	Sector 1	Sector 2	Sector 3	T. Spd	Elapsed					
1		18:26:16.020	18:24:44.015	45.903	46.102	166.6	18:26:16.020	1		18:25:26.276	18:23:52.210	47.274	46.792	142.4	18:25:26.276					
2		2:11.406	42.356	44.211	44.839	180.6	18:28:27.426	2		2:11.190	42.759	43.996	44.435	188.4	18:27:37.466					
3		2:11.376	42.180	44.483	44.713	212.1	18:30:38.802	3		2:09.512	41.376	43.480	44.656	205.7	18:29:46.978					
4		2:10.908	41.162	44.151	45.595	205.3	18:32:49.710	4		2:35.207	50.503	59.928	44.776	205.7	18:32:22.185					
5		2:11.646	41.283	44.791	45.572	212.5	18:35:01.356	5		2:09.755	41.269	43.297	45.189	207.2	18:34:31.940					
6		2:12.529	42.289	45.143	45.097	201.4	18:37:13.885	6		2:10.682	41.627	44.737	44.318	203.7	18:36:42.622					
7		2:10.670	41.688	43.727	45.255	192.5	18:39:24.555	7		2:08.687	41.564	42.971	44.152	210.5	18:38:51.309					
8		2:11.524	42.173	44.202	45.149	199.2	18:41:36.079	8		2:12.488	44.289	43.538	44.661	181.8	18:41:03.797					
9		2:12.138	43.314	44.190	44.634	213.8	18:43:48.217	9		2:07.644	41.058	43.008	43.578	209.7	18:43:11.441					
10		2:10.552	41.376	44.288	44.888	210.5	18:45:58.769	10		2:10.088	42.117	42.959	45.012	213.0	18:45:21.529					
11		2:14.014	42.268	44.981	46.765	210.5	18:48:12.783	11		2:09.119	41.515	43.359	44.245	207.6	18:47:30.648					
12		2:13.244	41.417	44.801	47.026	205.7	18:50:26.027	12		2:08.609	41.136	43.244	44.229	210.5	18:49:39.257					
13		2:12.386	41.669	44.916	45.801	203.3	18:52:38.413	13		2:08.889	42.013	42.937	43.939	200.3	18:51:48.146					
14		2:12.444	42.451	45.286	44.707	203.3	18:54:50.857	14		2:10.204	41.930	44.420	43.854	203.3	18:53:58.350					
15		2:58.696 P	54.711	52.489	1:11.496	121.2	18:57:49.553	15		3:04.794 P	53.573	50.999	1:20.222	111.2	18:57:03.144					

59 Tristan Clay CATERHAM 420 R							66 Pierre Andre Nicolas CATERHAM 420 R													
A							CCF A							PALM						
Lap	D	Time	Sector 1	Sector 2	Sector 3	T. Spd	Elapsed	Lap	D	Time	Sector 1	Sector 2	Sector 3	T. Spd	Elapsed					
1		18:26:25.966	18:24:56.586	44.881	44.499	143.4	18:26:25.966	1		18:26:04.253	18:24:24.558	49.341	50.354	166.1	18:26:04.253					
2		2:08.265	41.094	43.203	43.968	209.7	18:28:34.231	2		2:13.533	42.343	45.594	45.596	193.8	18:28:17.786					
3		2:08.516	41.111	43.436	43.969	210.9	18:30:42.747	3		2:08.944	41.358	43.611	43.975	191.8	18:30:26.730					
4		2:08.271	41.155	43.391	43.725	210.5	18:32:51.018	4		2:08.590	41.178	43.523	43.889	210.1	18:32:35.320					
5		2:10.199	40.704	44.468	45.027	204.9	18:35:01.217	5		2:07.791	40.802	42.969	44.020	208.8	18:34:43.111					
6		2:07.135	40.852	42.586	43.697	204.5	18:37:08.352	6		2:08.712	41.566	43.279	43.867	182.7	18:36:51.823					
7		2:08.056	40.522	42.979	44.555	210.9	18:39:16.408	7		2:08.717	41.138	43.514	44.065	209.3	18:39:00.540					
8		2:06.994	40.732	42.592	43.670	214.2	18:41:23.402	8		2:08.221	40.728	43.215	44.278	204.9	18:41:08.761					
9		2:06.418	40.386	42.875	43.157	213.0	18:43:29.820	9		2:08.770	41.270	43.240	44.260	200.7	18:43:17.531					
10		2:07.582	40.272	43.451	43.859	202.2	18:45:37.402	10		2:07.942	40.927	43.170	43.845	206.8	18:45:25.473					
11		2:07.074	40.736	42.694	43.644	213.0	18:47:44.476	11		2:09.155	41.051	43.277	44.827	204.1	18:47:34.628					
12		2:06.959	40.567	42.823	43.569	214.2	18:49:51.435	12		2:07.696	41.031	42.759	43.906	210.1	18:49:42.324					
13		2:07.387	40.822	43.006	43.559	213.8	18:51:58.822	13		2:08.877	41.827	43.259	43.791	199.6	18:51:51.201					
14		2:07.561	40.826	42.787	43.948	212.1	18:54:06.383	14		2:09.479	40.952	44.254	44.273	208.4	18:54:00.680					
15		3:22.783 P	56.539	53.975	1:32.269	111.5	18:57:29.166	15		3:06.417 P	52.733	51.513	1:22.171	115.5	18:57:07.097					

60 Francis Chatelain CATERHAM 420 R							69 Philippe Quetaud CATERHAM 420 R													
B							PALM A							CCF						
Lap	D	Time	Sector 1	Sector 2	Sector 3	T. Spd	Elapsed	Lap	D	Time	Sector 1	Sector 2	Sector 3	T. Spd	Elapsed					
1		18:26:03.080	18:24:16.484	56.201	50.395	133.3	18:26:03.080	1		18:25:49.044	18:24:06.160	56.873	46.011	127.2	18:25:49.044					
2		2:12.922	43.071	45.083	44.768	201.1	18:28:16.002	2		2:10.106	42.038	43.667	44.401	180.9	18:27:59.150					
3		2:08.789	40.899	43.265	44.625	211.3	18:30:24.791	3		2:10.288	41.722	43.729	44.837	202.6	18:30:09.438					
4		2:09.628	41.815	43.861	43.952	200.7	18:32:34.419	4		2:09.678	41.862	43.420	44.396	204.1	18:32:19.116					
5		2:08.120	41.138	42.742	44.240	210.1	18:34:42.539	5		2:11.605	41.484	45.287	44.834	205.3	18:34:30.721					
6		2:07.612	40.768	43.117	43.727	210.9	18:36:50.151	6		2:10.069	41.842	44.102	44.125	192.5	18:36:40.790					
7		2:08.042	41.179	43.150	43.713	206.8	18:38:58.193	7		2:09.754	41.380	44.006	44.368	193.8	18:38:50.544					
8		2:06.897	40.690	42.544	43.663	215.1	18:41:05.090	8		2:08.936	41.090	43.390	44.456	182.7	18:40:59.480					
9		2:09.972	41.381	43.407	45.184	188.8	18:43:15.062	9		2:08.539	40.959	43.317	44.263	193.2	18:43:08.019					
10		2:09.608	41.289	44.071	44.248	212.5	18:45:24.670	10		2:11.802	42.225	44.252	45.325	184.3	18:45:19.821					
11		2:11.455	41.609	42.881	46.965	200.0	18:47:36.125	11		2:10.758	41.526	43.630	45.602	188.1	18:47:30.579					
12		2:08.260	41.246	42.875	44.139	213.0	18:49:44.385	12		2:09.143	41.566	43.571	44.006	194.5	18:49:39.722					
13		2:07.538	40.785	42.866	43.887	207.2	18:51:51.923	13		2:08.768	41.645	43.275	43.848	174.7	18:51:48.490					
14		2:08.342	41.159	43.122	44.061	198.5	18:54:00.265	14		2:09.598	41.636	43.173	44.789	201.1	18:53:58.088					
15		3:05.109 P	52.724	51.151	1:21.234	124.5	18:57:05.374	15		3:00.446 P	52.268	50.296	1:17.882	123.0	18:56:58.534					





Autodromo Nazionale Monza
Caterham Cup 420R
Free Practice - 2
Lap Analysis



70 Thomas Bouterin CATERHAM 420 R **75** Alexandre Pinto CATERHAM 420 R

A							IND		A							ST ELOI	
Lap	D	Time	Sector 1	Sector 2	Sector 3	T. Spd	Elapsed	Lap	D	Time	Sector 1	Sector 2	Sector 3	T. Spd	Elapsed		
1		18:26:14.031	18:24:39.542	47.305	47.184	158.5	18:26:14.031	1		18:25:53.392	18:24:04.847	1:01.372	47.173	117.3	18:25:53.392		
2		2:12.655	42.423	44.621	45.611	207.2	18:28:26.686	2		2:09.974	41.692	44.013	44.269	199.6	18:28:03.366		
3		2:10.722	41.346	44.015	45.361	200.0	18:30:37.408	3		2:10.029	41.672	43.537	44.820	198.8	18:30:13.395		
4		2:09.678	41.508	43.571	44.599	185.8	18:32:47.086	4		2:09.842	41.905	43.539	44.398	184.3	18:32:23.237		
5		2:10.341	42.318	43.138	44.885	183.3	18:34:57.427	5		2:09.470	41.933	43.380	44.157	207.6	18:34:32.707		
6		2:09.856	41.556	43.892	44.408	194.9	18:37:07.283	6		2:10.350	41.205	44.561	44.584	206.5	18:36:43.057		
7		2:09.417	41.686	43.407	44.324	189.4	18:39:16.700	7		2:09.546	41.333	43.753	44.460	193.5	18:38:52.603		
8		2:08.142	41.089	43.153	43.900	198.1	18:41:24.842	8		2:09.335	41.723	43.149	44.463	202.6	18:41:01.938		
9		2:08.391	41.125	43.165	44.101	197.0	18:43:33.233	9		2:08.469	41.281	42.854	44.334	203.7	18:43:10.407		
10		2:07.986	40.746	43.049	44.191	198.8	18:45:41.219	10		2:08.811	41.471	43.307	44.033	203.3	18:45:19.218		
11		2:08.888	41.429	43.079	44.380	185.2	18:47:50.107	11		2:09.606	41.246	43.540	44.820	203.7	18:47:28.824		
12		2:09.376	41.357	43.455	44.564	188.4	18:49:59.483	12		2:09.567	41.608	43.692	44.267	194.2	18:49:38.391		
13		2:09.219	41.533	43.101	44.585	194.5	18:52:08.702	13		2:08.667	41.196	43.150	44.321	207.2	18:51:47.058		
14		2:09.724	41.290	43.822	44.612	195.6	18:54:18.426	14		2:11.987	43.223	44.532	44.232	190.1	18:53:59.045		
15		3:29.381 P	49.077	1:13.915	1:26.389	150.2	18:57:47.807	15		3:01.528 P	51.800	50.619	1:19.109	125.7	18:57:00.573		


71 Laurent Bouterin CATERHAM 420 R **77** Arnaud Mignatelli CATERHAM 420 R

A							IND		A							CCF	
Lap	D	Time	Sector 1	Sector 2	Sector 3	T. Spd	Elapsed	Lap	D	Time	Sector 1	Sector 2	Sector 3	T. Spd	Elapsed		
1		18:26:19.480	18:24:46.900	46.479	46.101	137.4	18:26:19.480	1		18:26:05.025	18:24:17.053	56.487	51.485	133.8	18:26:05.025		
2		2:11.845	42.860	44.698	44.287	176.7	18:28:31.325	2		2:14.496	43.042	44.566	46.888	177.6	18:28:19.521		
3		2:09.415	41.375	43.400	44.640	204.5	18:30:40.740	3		2:11.456	41.649	45.701	44.106	201.8	18:30:30.977		
4		2:10.347	42.000	44.373	43.974	185.5	18:32:51.087	4		2:08.578	41.687	42.967	43.924	210.5	18:32:39.555		
5		2:14.036	41.608	44.567	47.861	191.1	18:35:05.123	5		2:07.904	41.417	42.998	43.489	216.0	18:34:47.459		
6		2:10.339	41.228	43.999	45.112	203.7	18:37:15.462	6		2:08.005	41.250	42.858	43.897	216.0	18:36:55.464		
7		2:09.091	41.204	43.465	44.422	208.0	18:39:24.553	7		2:12.336	41.186	47.280	43.870	215.5	18:39:07.800		
8		2:08.679	40.888	43.343	44.448	210.5	18:41:33.232	8		2:10.008	41.614	43.856	44.538	200.7	18:41:17.808		
9		2:09.070	41.325	43.192	44.553	210.5	18:43:42.302	9		2:16.475	48.634	43.220	44.621	212.1	18:43:34.283		
10		2:08.638	41.253	43.374	44.011	207.2	18:45:50.940	10		2:08.165	41.323	42.971	43.871	216.4	18:45:42.448		
11		2:08.065	41.090	42.815	44.160	213.8	18:47:59.005	11		2:09.170	41.526	43.344	44.300	208.8	18:47:51.618		
12		2:09.244	41.242	43.815	44.187	210.9	18:50:08.249	12		2:09.044	41.551	43.223	44.270	213.4	18:50:00.662		
13		2:08.816	41.211	43.319	44.286	209.3	18:52:17.065	13		2:20.158 P	42.183	44.378	53.597	197.4	18:52:20.820		
14		2:08.486	41.313	43.087	44.086	203.0	18:54:25.551										
15		2:54.694 P	41.943	50.424	1:22.327	199.2	18:57:20.245										

72 Nicolas Cottancin CATERHAM 420 R **80** Sebastien Montagne CATERHAM 420 R

A							IND		A							ST ELOI	
Lap	D	Time	Sector 1	Sector 2	Sector 3	T. Spd	Elapsed	Lap	D	Time	Sector 1	Sector 2	Sector 3	T. Spd	Elapsed		
1		18:26:08.211	18:24:33.820	46.328	48.063	154.9	18:26:08.211	1		18:25:51.468	18:24:03.385	1:01.417	46.666	121.4	18:25:51.468		
2		2:14.167	43.219	45.212	45.736	170.8	18:28:22.378	2		2:11.021	42.267	44.206	44.548	203.3	18:28:02.489		
3		2:13.069	42.904	44.874	45.291	166.1	18:30:35.447	3		2:09.984	42.118	43.758	44.108	196.0	18:30:12.473		
4		2:11.433	41.499	44.219	45.715	211.7	18:32:46.880	4		2:08.902	41.391	43.449	44.062	204.1	18:32:21.375		
5		2:15.754	43.178	46.343	46.233	173.0	18:35:02.634	5		2:09.290	41.544	43.344	44.402	204.1	18:34:30.665		
6		2:13.685	42.342	45.422	45.921	193.5	18:37:16.319	6		2:10.086	42.022	44.039	44.025	197.0	18:36:40.751		
7		2:11.324	42.795	43.567	44.962	178.8	18:39:27.643	7		2:10.467	42.409	43.458	44.600	191.4	18:38:51.218		
8		2:11.244	41.446	45.193	44.605	205.7	18:41:38.887	8		2:09.413	41.051	43.693	44.669	200.0	18:41:00.631		
9		2:10.641	41.700	43.769	45.172	192.8	18:43:49.528	9		2:08.986	41.396	43.743	43.847	204.1	18:43:09.617		
10		2:10.729	41.965	44.011	44.753	192.8	18:46:00.257	10		2:08.428	41.021	43.566	43.841	209.7	18:45:18.045		
11		2:12.047	41.997	44.093	45.957	193.5	18:48:12.304	11		2:10.269	41.526	43.410	45.333	201.8	18:47:28.314		
12		2:13.319	42.522	44.555	46.242	195.2	18:50:25.623	12		2:08.451	41.062	43.522	43.867	210.1	18:49:36.765		
13		2:12.237	41.271	45.614	45.352	210.5	18:52:37.860	13		2:07.879	40.945	43.200	43.734	208.8	18:51:44.644		
14		2:11.161	41.859	43.984	45.318	209.3	18:54:49.021	14		2:09.521	41.084	43.953	44.484	202.6	18:53:54.165		
15		3:07.232 P	56.503	56.923	1:13.806	119.2	18:57:56.253	15		2:43.661 P	50.086	49.621	1:03.954	148.7	18:56:37.826		





Autodromo Nazionale Monza
Caterham Cup 420R
Free Practice - 2
Lap Analysis



81 François-Xavier Fleury CATERHAM 420 R **92** Olivier Loi CATERHAM 420 R

A ST ELOI							B ST ELOI								
Lap	D	Time	Sector 1	Sector 2	Sector 3	T. Spd	Elapsed	Lap	D	Time	Sector 1	Sector 2	Sector 3	T. Spd	Elapsed
1		18:25:54.223	18:24:03.922	1:03.431	46.870	129.3	18:25:54.223	1		18:25:52.174	18:24:03.675	1:01.535	46.964	120.6	18:25:52.174
2		2:12.103	41.918	44.797	45.388	201.8	18:28:06.326	2		2:10.497	42.032	43.923	44.542	212.1	18:28:02.671
3		2:11.437	42.421	44.231	44.785	179.4	18:30:17.763	3		2:10.855	41.973	43.937	44.945	208.8	18:30:13.526
4		2:11.668	42.020	43.831	45.817	206.1	18:32:29.431	4		2:10.251	41.756	43.764	44.731	192.5	18:32:23.777
5		3:38.529 P	54.609	1:13.564	1:30.356	195.6	18:36:07.960	5		2:09.370	41.542	43.543	44.285	215.1	18:34:33.147

86 Ugo Leboucher CATERHAM 420 R

A ST ELOI							B ST ELOI								
Lap	D	Time	Sector 1	Sector 2	Sector 3	T. Spd	Elapsed	Lap	D	Time	Sector 1	Sector 2	Sector 3	T. Spd	Elapsed
1		18:26:03.787	18:24:05.387	1:03.907	54.493	135.5	18:26:03.787	6		2:11.142	41.077	44.828	45.237	208.8	18:36:44.289
2		2:20.782	43.706	51.348	45.728	163.3	18:28:24.569	7		2:08.972	41.327	43.645	44.000	210.5	18:38:53.261
3		2:15.301	46.285	43.952	45.064	165.8	18:30:39.870	8		2:09.404	41.881	43.320	44.203	208.8	18:41:02.665
4		2:09.909	41.454	44.441	44.014	193.5	18:32:49.779	9		2:08.597	41.399	43.115	44.083	209.3	18:43:11.262
5		2:13.112	41.677	45.176	46.259	185.5	18:35:02.891	10		2:09.417	41.104	43.595	44.718	214.2	18:45:20.679
6		2:10.147	40.966	44.771	44.410	210.5	18:37:13.038	11		2:08.787	41.212	43.321	44.254	208.4	18:47:29.466
7		2:08.807	41.236	43.221	44.350	206.8	18:39:21.845	12		2:08.838	41.106	43.370	44.362	202.2	18:49:38.304
8		2:08.308	41.239	43.139	43.930	176.4	18:41:30.153	13		2:09.037	41.445	43.360	44.232	203.7	18:51:47.341
9		2:08.456	40.737	43.465	44.254	198.1	18:43:38.609	14		2:09.485	41.589	43.140	44.756	209.3	18:53:56.826
10		2:09.094	41.243	43.308	44.543	194.2	18:45:47.703	15		2:49.584 P	51.262	49.139	1:09.183	134.3	18:56:46.410
11		2:07.395	40.677	42.817	43.901	204.1	18:47:55.098								
12		2:15.634	44.989	46.305	44.340	199.6	18:50:10.732								
13		2:09.338	41.106	43.432	44.800	212.1	18:52:20.070								
14		2:08.600	41.015	43.215	44.370	211.3	18:54:28.670								
15		3:14.051 P	47.847	51.832	1:34.372	154.9	18:57:42.721								

98 Olivier Guerin CATERHAM 420 R

A CCF							B CCF								
Lap	D	Time	Sector 1	Sector 2	Sector 3	T. Spd	Elapsed	Lap	D	Time	Sector 1	Sector 2	Sector 3	T. Spd	Elapsed
1		18:26:16.959	18:24:46.656	44.982	45.321	165.8	18:26:16.959	6		2:09.846	41.863	43.347	44.636	213.8	18:37:05.814
2		2:11.111	41.956	44.020	45.135	197.8	18:28:28.070	7		2:10.477	41.484	44.444	44.549	213.8	18:39:16.291
3		2:10.210	41.597	43.661	44.952	199.2	18:30:38.280	8		2:08.003	41.212	42.808	43.983	210.9	18:41:24.294
4		2:09.031	40.988	44.121	43.922	207.2	18:32:47.311	9		2:37.124 P	40.737	48.594	1:07.793	215.5	18:44:01.418
5		2:08.657	41.143	43.245	44.269	196.0	18:34:55.968								
6		2:09.846	41.863	43.347	44.636	213.8	18:37:05.814								
7		2:10.477	41.484	44.444	44.549	213.8	18:39:16.291								
8		2:08.003	41.212	42.808	43.983	210.9	18:41:24.294								
9		2:37.124 P	40.737	48.594	1:07.793	215.5	18:44:01.418								

211 Arnaud Trotin CATERHAM 420 R

A ROSSELSP							B ROSSELSP								
Lap	D	Time	Sector 1	Sector 2	Sector 3	T. Spd	Elapsed	Lap	D	Time	Sector 1	Sector 2	Sector 3	T. Spd	Elapsed
1		18:25:46.350	18:24:03.229	56.575	46.546	108.6	18:25:46.350	11		2:16.703 P	40.936	42.980	52.787	213.0	18:47:39.484
2		2:12.312	42.340	44.932	45.040	208.0	18:27:58.662	12		3:36.809	2:00.660	44.301	51.848	131.8	18:51:16.293
3		2:10.742	42.297	44.231	44.214	209.7	18:30:09.404	13		2:09.086	41.617	43.181	44.288	216.4	18:53:25.379
4		2:09.735	41.907	43.521	44.307	197.4	18:32:19.139	14		2:52.987 P	51.758	52.899	1:08.330	137.7	18:56:18.366
5		2:10.862	41.444	44.752	44.666	206.5	18:34:30.001								
6		2:09.975	42.139	43.621	44.215	206.1	18:36:39.976								
7		2:08.675	41.513	42.984	44.178	208.4	18:38:48.651								
8		2:10.181	41.366	44.486	44.329	214.2	18:40:58.832								
9		2:09.114	41.141	43.485	44.488	198.1	18:43:07.946								
10		2:14.835	41.710	46.113	47.012	204.1	18:45:22.781								



Autodromo Nazionale Monza

Caterham Cup 420R


Free Practice - 2

Best Sectors Results



Sector - 1				Sector - 2				Sector - 3				Ideal Lap vs Best Lap				
Clas	Nº	Driver	Time	Nº	Driver	Time	Nº	Driver	Time	Clas	Nº	Driver	Ideal Lap	Best Lap	Clas	
1	51	Vincent Beltoise	40.110	1	Mathys Jaubert	41.870	1	Mathys Jaubert	43.106	1	51	Vincent Beltoise	2:05.397	2:05.887	2	
2	3	Pierre-Emmanuel Dallois	40.221	29	Eric Moussier	42.071	59	Tristan Clay	43.157	2	1	Mathys Jaubert	2:05.487	2:05.487	1	
3	20	Franck Chahinian	40.227	51	Vincent Beltoise	42.076	20	Franck Chahinian	43.169	3	20	Franck Chahinian	2:05.682	2:05.904	3	
4	59	Tristan Clay	40.272	9	Henri Bizet	42.237	51	Vincent Beltoise	43.211	4	59	Tristan Clay	2:06.015	2:06.418	5	
5	9	Henri Bizet	40.403	23	Pascal Wehrlen	42.272	52	David Leguem	43.258	5	9	Henri Bizet	2:06.040	2:06.103	4	
6	23	Pascal Wehrlen	40.494	20	Franck Chahinian	42.286	24	Bruno Noregral	43.386	6	29	Eric Moussier	2:06.108	2:07.414	16	
7	35	Bastien Gassin	40.503	30	Gary Gachnang	42.306	35	Bastien Gassin	43.393	7	35	Bastien Gassin	2:06.237	2:06.939	11	
8	18	Jean-Michel Dallois	40.509	2	Hervé Cordel	42.318	9	Henri Bizet	43.400	8	52	David Leguem	2:06.291	2:07.030	13	
9	1	Mathys Jaubert	40.511	35	Bastien Gassin	42.341	29	Eric Moussier	43.410	9	23	Pascal Wehrlen	2:06.353	2:06.451	6	
10	30	Gary Gachnang	40.517	18	Jean-Michel Dallois	42.435	46	Olivier Forzano	43.460	10	30	Gary Gachnang	2:06.356	2:06.705	8	
11	52	David Leguem	40.529	24	Bruno Noregral	42.466	77	Arnaud Mignatelli	43.489	11	18	Jean-Michel Dallois	2:06.490	2:06.793	9	
12	46	Olivier Forzano	40.603	12	Arnaud Griffon	42.490	12	Arnaud Griffon	43.519	12	3	Pierre-Emmanuel Dallois	2:06.545	2:06.951	12	
13	2	Hervé Cordel	40.614	52	David Leguem	42.504	30	Gary Gachnang	43.533	13	24	Bruno Noregral	2:06.601	2:07.748	21	
14	29	Eric Moussier	40.627	44	Alain Girardot	42.535	18	Jean-Michel Dallois	43.546	14	12	Arnaud Griffon	2:06.670	2:07.166	14	
15	44	Alain Girardot	40.652	60	Francis Chatelain	42.544	63	Frédéric Allaire	43.578	15	2	Hervé Cordel	2:06.671	2:06.671	7	
16	12	Arnaud Griffon	40.661	59	Tristan Clay	42.586	3	Pierre-Emmanuel Dallois	43.585	16	44	Alain Girardot	2:06.780	2:07.479	17	
17	86	Ugo Leboucher	40.677	19	Jeremy Azar	42.605	23	Pascal Wehrlen	43.587	17	60	Francis Chatelain	2:06.897	2:06.897	10	
18	60	Francis Chatelain	40.690	3	Pierre-Emmanuel Dallois	42.739	44	Alain Girardot	43.593	18	46	Olivier Forzano	2:06.988	2:07.679	19	
19	66	Pierre Andre Nicolas	40.728	66	Pierre Andre Nicolas	42.759	7	Henri Charpentier	43.600	19	66	Pierre Andre Nicolas	2:07.278	2:07.696	20	
20	98	Olivier Guerin	40.737	98	Olivier Guerin	42.808	60	Francis Chatelain	43.663	20	7	Henri Charpentier	2:07.379	2:08.091	28	
21	70	Thomas Bouterin	40.746	71	Laurent Bouterin	42.815	40	Franck Labescat	43.725	21	86	Ugo Leboucher	2:07.395	2:07.395	15	
22	24	Bruno Noregral	40.749	86	Ugo Leboucher	42.817	80	Sebastien Montagne	43.734	22	40	Franck Labescat	2:07.448	2:08.277	30	
23	40	Franck Labescat	40.750	75	Alexandre Pinto	42.854	2	Hervé Cordel	43.739	23	19	Jeremy Azar	2:07.464	2:07.856	22	
24	32	Jean-Pierre Mignatelli	40.846	77	Arnaud Mignatelli	42.858	41	Pascal Meignan	43.779	24	98	Olivier Guerin	2:07.467	2:08.003	26	
25	71	Laurent Bouterin	40.888	7	Henri Charpentier	42.879	66	Pierre Andre Nicolas	43.791	25	77	Arnaud Mignatelli	2:07.533	2:07.904	24	
26	7	Henri Charpentier	40.900	46	Olivier Forzano	42.925	69	Philippe Quetaud	43.848	26	63	Frédéric Allaire	2:07.573	2:07.644	18	
27	19	Jeremy Azar	40.921	63	Frédéric Allaire	42.937	70	Thomas Bouterin	43.900	27	71	Laurent Bouterin	2:07.677	2:08.065	27	
28	21	Arnaud Trotin	40.936	40	Franck Labescat	42.973	86	Ugo Leboucher	43.901	28	70	Thomas Bouterin	2:07.695	2:07.986	25	
29	80	Sebastien Montagne	40.945	211	Arnaud Trotin	42.980	98	Olivier Guerin	43.922	29	80	Sebastien Montagne	2:07.879	2:07.879	23	
30	69	Philippe Quetaud	40.959	41	Pascal Meignan	43.042	19	Jeremy Azar	43.938	30	41	Pascal Meignan	2:07.884	2:08.180	29	
31	5	Pierre-Jean Reypin	40.976	70	Thomas Bouterin	43.049	71	Laurent Bouterin	43.974	31	69	Philippe Quetaud	2:07.980	2:08.539	33	
32	63	Frédéric Allaire	41.058	16	Harold Huot	43.060	92	Olivier Loi	44.000	32	75	Alexandre Pinto	2:08.083	2:08.469	32	
33	16	Harold Huot	41.060	92	Olivier Loi	43.115	75	Alexandre Pinto	44.033	33	211	Arnaud Trotin	2:08.094	2:08.675	35	
34	41	Pascal Meignan	41.063	69	Philippe Quetaud	43.173	27	Harald Mag	44.139	34	92	Olivier Loi	2:08.192	2:08.597	34	
35	87	Yann Gasparini	41.075	80	Sebastien Montagne	43.200	211	Arnaud Trotin	44.178	35	16	Harold Huot	2:08.436	2:08.452	31	
36	92	Olivier Loi	41.077	32	Jean-Pierre Mignatelli	43.354	87	Yann Gasparini	44.258	36	32	Jean-Pierre Mignatelli	2:08.684	2:09.132	36	
37	33	François Clement Delaisse	41.085	87	Yann Gasparini	43.359	5	Pierre-Jean Reypin	44.308	37	87	Yann Gasparini	2:08.692	2:09.625	39	
38	55	Bertrand Semaille	41.162	27	Harald Mag	43.415	16	Harold Huot	44.316	38	5	Pierre-Jean Reypin	2:08.724	2:09.493	38	
39	77	Arnaud Mignatelli	41.186	5	Pierre-Jean Reypin	43.440	32	Jean-Pierre Mignatelli	44.484	39	27	Harald Mag	2:09.010	2:09.491	37	
40	38	Claude Boueix	41.186	72	Nicolas Cottancin	43.567	72	Nicolas Cottancin	44.605	40	72	Nicolas Cottancin	2:09.443	2:10.641	42	
41	75	Alexandre Pinto	41.196	55	Bertrand Semaille	43.727	55	Bertrand Semaille	44.634	41	55	Bertrand Semaille	2:09.523	2:10.552	40	
42	72	Nicolas Cottancin	41.271	81	François-Xavier Fleury	43.831	81	François-Xavier Fleury	44.785	42	38	Claude Boueix	2:10.079	2:10.568	41	
43	27	Harald Mag	41.456	38	Claude Boueix	43.888	38	Claude Boueix	45.005	43	33	François Clement Delaisse	2:10.374	2:10.706	43	
44	21	Sylvio Bossi	41.668	33	François Clement Delaisse	43.945	33	François Clement Delaisse	45.344	44	81	François-Xavier Fleury	2:10.534	2:11.437	44	
45	26	Gilles Charpentier	41.707	26	Gilles Charpentier	44.591	26	Gilles Charpentier	45.620	45	26	Gilles Charpentier	2:11.918	2:12.226	45	
46	81	François-Xavier Fleury	41.918	21	Sylvio Bossi	44.608	21	Sylvio Bossi	45.686	46	21	Sylvio Bossi	2:11.962	2:12.350	46	
47	13	Eric Pinson	42.102	50	Michel Morey	45.065	13	Eric Pinson	46.742	47	13	Eric Pinson	2:14.324	2:14.853	47	
48	50	Michel Morey	42.880	13	Eric Pinson	45.480	50	Michel Morey	47.050	48	50	Michel Morey	2:14.995	2:15.816	48	





Autodromo Nazionale Monza

Caterham Cup 420R

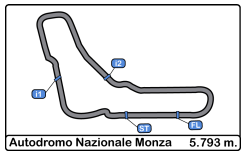
Free Practice - 2

Best 5 Lap Times



Cls	N°	Driver	Nat	Team	Nat	Vehicle	Cat	Cls	Best 1		Best 2		Best 3		Best 4		Best 5	
									Time	Lap	Time	Lap	Time	Lap	Time	Lap	Time	Lap
1	1	Mathys Jaubert	FRA	PALM	FRA	CATERHAM 420	A	1	2:05.487	13	2:06.552	4	2:06.902	10	2:07.183	14	2:07.217	8
2	51	Vincent Beltoise	FRA	CCF	FRA	CATERHAM 420	A	2	2:05.887	12	2:05.967	6	2:06.869	11	2:06.944	3	2:07.023	8
3	20	Franck Chahinian	FRA	CCF	FRA	CATERHAM 420	A	3	2:05.904	12	2:05.929	14	2:06.066	10	2:06.370	9	2:06.434	5
4	9	Henri Bizet	FRA	PALM	FRA	CATERHAM 420	A	4	2:06.103	5	2:07.520	7	2:07.715	8	2:07.954	9	2:07.978	11
5	59	Tristan Clay	FRA	CCF	FRA	CATERHAM 420	A	5	2:06.418	9	2:06.959	12	2:06.994	8	2:07.074	11	2:07.135	6
6	23	Pascal Wehrlen	FRA	PALM	FRA	CATERHAM 420	B	1	2:06.451	14	2:06.569	12	2:07.073	10	2:07.345	8	2:07.653	6
7	2	Hervé Cordel	FRA	CCF	FRA	CATERHAM 420	B	2	2:06.671	10	2:07.193	12	2:07.961	11	2:08.498	9	2:09.206	13
8	30	Gary Gachnang	FRA	PALM	FRA	CATERHAM 420	A	6	2:06.705	13	2:06.811	12	2:07.168	8	2:07.509	9	2:07.597	10
9	18	Jean-Michel Dallois	FRA	IND	FRA	CATERHAM 420	A	7	2:06.793	12	2:07.269	13	2:07.870	11	2:07.899	14	2:07.901	8
10	60	Francis Chatelain	FRA	PALM	FRA	CATERHAM 420	B	3	2:06.897	8	2:07.538	13	2:07.612	6	2:08.042	7	2:08.120	5
11	35	Bastien Gassin	FRA	ST ELOI	FRA	CATERHAM 420	A	8	2:06.939	13	2:07.293	5	2:07.788	6	2:07.878	3	2:07.881	8
12	3	Pierre-Emmanuel Dallois	FRA	IND	FRA	CATERHAM 420	A	9	2:06.951	13	2:07.078	12	2:07.193	11	2:07.411	8	2:07.460	3
13	52	David Leguem	FRA	ST ELOI	FRA	CATERHAM 420	A	10	2:07.030	5	2:07.233	9	2:07.785	8	2:07.964	14	2:07.978	6
14	12	Arnaud Griffon	FRA	CCF	FRA	CATERHAM 420	A	11	2:07.166	7	2:07.191	4	2:07.347	8	2:07.458	3	2:07.595	9
15	86	Ugo Leboucher	FRA	ST ELOI	FRA	CATERHAM 420	A	12	2:07.395	11	2:08.308	8	2:08.456	9	2:08.600	14	2:08.807	7
16	29	Eric Moussier	FRA	CCF	FRA	CATERHAM 420	A	13	2:07.414	12	2:07.444	7	2:07.557	9	2:07.797	8	2:08.775	13
17	44	Alain Girardot	FRA	CCF	FRA	CATERHAM 420	B	4	2:07.479	4	2:07.566	6	2:07.765	12	2:07.957	9	2:08.014	3
18	63	Frédéric Allaire	FRA	ST ELOI	FRA	CATERHAM 420	A	14	2:07.644	9	2:08.609	12	2:08.687	7	2:08.889	13	2:09.119	11
19	46	Olivier Forzano	FRA	PALM	FRA	CATERHAM 420	A	15	2:07.679	8	2:07.715	10	2:07.763	11	2:07.908	9	2:07.963	7
20	66	Pierre Andre Nicolas	FRA	PALM	FRA	CATERHAM 420	A	16	2:07.696	12	2:07.791	5	2:07.942	10	2:08.221	8	2:08.590	4
21	24	Bruno Noregral	FRA	PALM	FRA	CATERHAM 420	A	17	2:07.748	3	2:07.839	13	2:08.087	6	2:08.163	7	2:08.168	8
22	19	Jeremy Azar	FRA	ROSSELSP	FRA	CATERHAM 420	A	18	2:07.856	12	2:07.932	7	2:08.029	8	2:08.361	4	2:08.944	13
23	80	Sebastien Montagne	FRA	ST ELOI	FRA	CATERHAM 420	A	19	2:07.879	13	2:08.428	10	2:08.451	12	2:08.902	4	2:08.986	9
24	77	Arnaud Mignatelli	FRA	CCF	FRA	CATERHAM 420	A	20	2:07.904	5	2:08.005	6	2:08.165	10	2:08.578	4	2:09.044	12
25	70	Thomas Bouterin	FRA	IND	FRA	CATERHAM 420	A	21	2:07.986	10	2:08.142	8	2:08.391	9	2:08.888	11	2:09.219	13
26	98	Olivier Guerin	FRA	CCF	FRA	CATERHAM 420	A	22	2:08.003	8	2:08.657	5	2:09.031	4	2:09.846	6	2:10.210	3
27	71	Laurent Bouterin	FRA	IND	FRA	CATERHAM 420	A	23	2:08.065	11	2:08.486	14	2:08.638	10	2:08.816	13	2:09.070	9
28	7	Henri Charpentier	FRA	CCF	FRA	CATERHAM 420	A	24	2:08.091	3	2:08.389	10	2:08.881	9	2:08.890	4	2:08.979	5
29	41	Pascal Meignan	FRA	ST ELOI	FRA	CATERHAM 420	B	5	2:08.180	14	2:08.464	13	2:08.866	9	2:08.937	7	2:08.987	5
30	40	Franck Labescat	FRA	CCF	FRA	CATERHAM 420	A	25	2:08.277	8	2:08.298	5	2:08.692	9	2:08.724	3	2:08.777	12
31	16	Harold Huot	FRA	ROSSELSP	FRA	CATERHAM 420	A	26	2:08.452	7	2:09.265	9	2:09.460	3	2:09.795	4	2:10.010	8
32	75	Alexandre Pinto	FRA	ST ELOI	FRA	CATERHAM 420	A	27	2:08.469	9	2:08.667	13	2:08.811	10	2:09.335	8	2:09.470	5
33	69	Philippe Quetaud	FRA	CCF	FRA	CATERHAM 420	A	28	2:08.539	9	2:08.768	13	2:08.936	8	2:09.143	12	2:09.598	14
34	92	Olivier Loi	FRA	ST ELOI	FRA	CATERHAM 420	B	6	2:08.597	9	2:08.787	11	2:08.838	12	2:08.972	7	2:09.037	13
35	211	Arnaud Trotin	FRA	ROSSELSP	FRA	CATERHAM 420	A	29	2:08.675	7	2:09.086	13	2:09.114	9	2:09.735	4	2:09.975	6
36	32	Jean-Pierre Mignatelli	FRA	CCF	FRA	CATERHAM 420	B	7	2:09.132	12	2:09.278	10	2:09.509	9	2:10.116	13	2:10.340	11
37	27	Harald Mag	FRA	CCF	FRA	CATERHAM 420	A	30	2:09.491	10	2:10.085	14	2:10.365	6	2:10.576	11	2:10.749	9
38	5	Pierre-Jean Reypin	FRA	ROSSELSP	FRA	CATERHAM 420	A	31	2:09.493	9	2:09.503	8	2:10.011	12	2:10.024	10	2:10.118	7
39	87	Yann Gasparini	FRA	ST ELOI	FRA	CATERHAM 420	B	8	2:09.625	12	2:09.924	4	2:10.190	5	2:11.204	3	2:12.142	13
40	55	Bertrand Semaille	FRA	PALM	FRA	CATERHAM 420	A	32	2:10.552	10	2:10.670	7	2:10.908	4	2:11.376	3	2:11.406	2
41	38	Claude Boueix	FRA	DOG RACING	FRA	CATERHAM 420	B	9	2:10.568	9	2:10.717	14	2:11.059	10	2:11.285	7	2:11.584	8
42	72	Nicolas Cottancin	FRA	CCF	FRA	CATERHAM 420	A	33	2:10.641	9	2:10.729	10	2:11.161	14	2:11.244	8	2:11.324	7
43	33	François Clement Delaïsse	FRA	CCF	FRA	CATERHAM 420	A	34	2:10.706	13	2:11.200	4	2:11.206	11	2:11.242	12	2:11.461	10
44	81	François-Xavier Fleury	FRA	ST ELOI	FRA	CATERHAM 420	A	35	2:11.437	3	2:11.668	4	2:12.103	2	3:38.529	5		
45	26	Gilles Charpentier	FRA	CCF	FRA	CATERHAM 420	B	10	2:12.226	9	2:12.733	10	2:12.872	12	2:12.907	11	2:12.947	8
46	21	Sylvio Bossi	FRA	CCF	FRA	CATERHAM 420	B	11	2:12.350	10	2:12.632	9	2:12.996	8	2:13.130	11	2:13.635	12
47	13	Eric Pinson	FRA	ST ELOI	FRA	CATERHAM 420	A	36	2:14.853	12	2:14.854	13	2:15.187	10	2:15.371	11	2:15.566	8
48	50	Michel Morey	FRA	CCF	FRA	CATERHAM 420	B	12	2:15.816	4	2:16.356	6	2:17.741	7	2:21.395	12	2:23.099	5





Autodromo Nazionale Monza

Caterham Cup 420R

Free Practice - 2

Best 5 Top Speeds



Cls	N°	Driver	Nat	Team	Nat	Vehicle	Cat	Cls	Top 1		Top 2		Top 3		Top 4		Top 5		Avg
									Km/h	Lap	Km/h	Lap	Km/h	Lap	Km/h	Lap	Km/h	Lap	
1	20	Franck Chahinian	FRA	CCF	FRA	CATERHAM 420	A	1	216.8	10	215.1	12	215.1	14	211.3	8	210.9	11	213.8
2	23	Pascal Wehrlen	FRA	PALM	FRA	CATERHAM 420	B	1	216.4	6	216.0	5	215.5	10	213.0	4	213.0	8	214.8
3	30	Gary Gachnang	FRA	PALM	FRA	CATERHAM 420	A	2	216.4	4	215.1	6	215.1	13	215.1	14	213.4	10	215.0
4	51	Vincent Beltoise	FRA	CCF	FRA	CATERHAM 420	A	3	216.4	2	215.5	5	215.5	8	215.1	10	215.1	11	215.5
5	77	Arnaud Mignatelli	FRA	CCF	FRA	CATERHAM 420	A	4	216.4	10	216.0	5	216.0	6	215.5	7	213.4	12	215.4
6	211	Arnaud Trotin	FRA	ROSSELSP	FRA	CATERHAM 420	A	5	216.4	13	214.2	8	213.0	11	209.7	3	208.4	7	212.3
7	1	Mathys Jaubert	FRA	PALM	FRA	CATERHAM 420	A	6	216.0	11	214.7	10	214.2	9	213.8	8	213.4	4	214.4
8	2	Hervé Cordel	FRA	CCF	FRA	CATERHAM 420	B	2	216.0	12	215.5	13	215.5	14	213.0	5	213.0	11	214.6
9	12	Arnaud Griffon	FRA	CCF	FRA	CATERHAM 420	A	7	216.0	5	213.8	4	213.0	14	212.5	7	212.1	9	213.5
10	41	Pascal Meignan	FRA	ST ELOI	FRA	CATERHAM 420	B	3	216.0	4	214.2	8	210.9	3	209.3	6	208.0	11	211.7
11	3	Pierre-Emmanuel Dallois	FRA	IND	FRA	CATERHAM 420	A	8	215.5	10	214.7	3	213.8	12	213.0	5	213.0	13	214.0
12	18	Jean-Michel Dallois	FRA	IND	FRA	CATERHAM 420	A	9	215.5	8	211.7	9	211.3	3	210.1	14	209.3	11	211.6
13	38	Claude Boueix	FRA	DOG RACING	FRA	CATERHAM 420	B	4	215.5	8	213.4	9	209.7	11	209.7	13	208.8	6	211.4
14	98	Olivier Guerin	FRA	CCF	FRA	CATERHAM 420	A	10	215.5	9	213.8	6	213.8	7	210.9	8	207.2	4	212.3
15	9	Henri Bizet	FRA	PALM	FRA	CATERHAM 420	A	11	215.1	6	212.1	7	212.1	12	211.7	13	210.9	5	212.4
16	19	Jeremy Azar	FRA	ROSSELSP	FRA	CATERHAM 420	A	12	215.1	7	214.2	4	213.4	12	213.0	8	211.3	5	213.4
17	35	Bastien Gassin	FRA	ST ELOI	FRA	CATERHAM 420	A	13	215.1	8	213.8	5	213.0	4	212.1	11	210.1	3	212.8
18	44	Alain Girardot	FRA	CCF	FRA	CATERHAM 420	B	5	215.1	9	214.2	8	212.5	10	210.1	12	204.9	3	211.4
19	60	Francis Chatelain	FRA	PALM	FRA	CATERHAM 420	B	6	215.1	8	213.0	12	212.5	10	211.3	3	210.9	6	212.6
20	92	Olivier Loi	FRA	ST ELOI	FRA	CATERHAM 420	B	7	215.1	5	214.2	10	212.1	2	210.5	7	209.3	9	212.2
21	5	Pierre-Jean Rey-pin	FRA	ROSSELSP	FRA	CATERHAM 420	A	14	214.7	13	209.7	3	208.8	10	206.8	2	206.8	11	209.4
22	29	Eric Moussier	FRA	CCF	FRA	CATERHAM 420	A	15	214.7	3	213.8	5	211.3	10	207.6	8	206.8	12	210.9
23	33	François Clement Delaisse	FRA	CCF	FRA	CATERHAM 420	A	16	214.7	9	211.7	14	208.8	12	205.3	11	203.7	13	208.8
24	7	Henri Charpentier	FRA	CCF	FRA	CATERHAM 420	A	17	214.2	9	214.2	13	213.8	5	213.8	8	212.1	10	213.6
25	24	Bruno Noregral	FRA	PALM	FRA	CATERHAM 420	A	18	214.2	2	213.4	6	212.5	3	211.7	11	210.9	7	212.6
26	46	Olivier Forzano	FRA	PALM	FRA	CATERHAM 420	A	19	214.2	7	213.8	4	213.8	14	213.4	6	213.4	11	213.7
27	59	Tristan Clay	FRA	CCF	FRA	CATERHAM 420	A	20	214.2	8	214.2	12	213.8	13	213.0	9	213.0	11	213.6
28	16	Harold Huot	FRA	ROSSELSP	FRA	CATERHAM 420	A	21	213.8	3	213.4	10	212.5	13	211.7	9	210.9	4	212.5
29	21	Sylvio Bossi	FRA	CCF	FRA	CATERHAM 420	B	8	213.8	10	211.7	12	204.1	8	198.5	9	191.8	13	204.0
30	55	Bertrand Semaille	FRA	PALM	FRA	CATERHAM 420	A	22	213.8	9	212.5	5	212.1	3	210.5	10	210.5	11	211.9
31	71	Laurent Bouterin	FRA	IND	FRA	CATERHAM 420	A	23	213.8	11	210.9	12	210.5	8	210.5	9	209.3	13	211.0
32	63	Frédéric Allaire	FRA	ST ELOI	FRA	CATERHAM 420	A	24	213.0	10	210.5	7	210.5	12	209.7	9	207.6	11	210.2
33	26	Gilles Charpentier	FRA	CCF	FRA	CATERHAM 420	B	9	212.5	9	212.1	8	209.7	12	208.4	13	207.2	14	210.0
34	27	Harald Mag	FRA	CCF	FRA	CATERHAM 420	A	25	212.5	14	208.0	9	206.5	11	204.9	7	197.0	5	205.8
35	86	Ugo Leboucher	FRA	ST ELOI	FRA	CATERHAM 420	A	26	212.1	13	211.3	14	210.5	6	206.8	7	204.1	11	209.0
36	40	Franck Labescat	FRA	CCF	FRA	CATERHAM 420	A	27	211.7	5	210.9	3	210.9	13	206.5	14	205.3	11	209.0
37	72	Nicolas Cottancin	FRA	CCF	FRA	CATERHAM 420	A	28	211.7	4	210.5	13	209.3	14	205.7	8	195.2	12	206.5
38	32	Jean-Pierre Mignatelli	FRA	CCF	FRA	CATERHAM 420	B	10	211.3	8	210.1	5	209.7	10	208.0	13	206.5	9	209.1
39	66	Pierre Andre Nicolas	FRA	PALM	FRA	CATERHAM 420	A	29	210.1	4	210.1	12	209.3	7	208.8	5	208.4	14	209.3
40	80	Sebastien Montagne	FRA	ST ELOI	FRA	CATERHAM 420	A	30	210.1	12	209.7	10	208.8	13	204.1	4	204.1	5	207.4
41	13	Eric Pinson	FRA	ST ELOI	FRA	CATERHAM 420	A	31	209.7	9	207.2	8	206.1	5	206.1	10	204.9	12	206.8
42	52	David Leguem	FRA	ST ELOI	FRA	CATERHAM 420	A	32	209.7	13	205.7	12	204.1	6	203.3	7	203.3	14	205.2
43	50	Michel Morey	FRA	CCF	FRA	CATERHAM 420	B	11	207.6	4	205.7	3	204.1	10	201.4	7	199.2	11	203.6
44	75	Alexandre Pinto	FRA	ST ELOI	FRA	CATERHAM 420	A	33	207.6	5	207.2	13	206.5	6	203.7	9	203.7	11	205.8
45	70	Thomas Bouterin	FRA	IND	FRA	CATERHAM 420	A	34	207.2	2	200.0	3	198.8	10	198.1	8	197.0	9	200.2
46	87	Yann Gasparini	FRA	ST ELOI	FRA	CATERHAM 420	B	12	206.8	4	206.5	5	200.7	8	200.7	9	197.4	10	202.4
47	81	François-Xavier Fleury	FRA	ST ELOI	FRA	CATERHAM 420	A	35	206.1	4	201.8	2	195.6	5	179.4	3	129.3	1	182.4
48	69	Philippe Quetaud	FRA	CCF	FRA	CATERHAM 420	A	36	205.3	5	204.1	4	202.6	3	201.1	14	194.5	12	201.5





Autodromo Nazionale Monza

Caterham Cup 420R

Free Practice - 2

Fastest Laps Sequence



Lap	Time of Day	Session Time	N°	Driver	Nat	Team	Nat	Vehicle	Cat	Time	Km/h
2	18:27:36.564	4:36.564	19	Jeremy Azar		ROSSELSP		CATERHAM 420	A	2:10.005	160.4
2	18:28:03.366	5:03.366	75	Alexandre Pinto		ST ELOI		CATERHAM 420	A	2:09.974	160.4
2	18:28:09.314	5:09.314	1	Mathys Jaubert		PALM		CATERHAM 420	A	2:08.391	162.4
2	18:28:10.684	5:10.684	52	David Leguem		ST ELOI		CATERHAM 420	A	2:08.380	162.4
2	18:28:11.468	5:11.468	20	Franck Chahinian		CCF		CATERHAM 420	A	2:07.735	163.2
2	18:28:32.978	5:32.978	51	Vincent Beltoise		CCF		CATERHAM 420	A	2:07.607	163.4
3	18:30:18.505	7:18.505	20	Franck Chahinian		CCF		CATERHAM 420	A	2:07.037	164.1
3	18:30:39.922	7:39.922	51	Vincent Beltoise		CCF		CATERHAM 420	A	2:06.944	164.2
4	18:32:23.594	9:23.594	1	Mathys Jaubert		PALM		CATERHAM 420	A	2:06.552	164.7
5	18:34:33.677	11:33.677	20	Franck Chahinian		CCF		CATERHAM 420	A	2:06.434	164.9
5	18:34:34.311	11:34.311	9	Henri Bizet		PALM		CATERHAM 420	A	2:06.103	165.3
6	18:37:06.825	14:06.825	51	Vincent Beltoise		CCF		CATERHAM 420	A	2:05.967	165.5
12	18:49:48.076	26:48.076	51	Vincent Beltoise		CCF		CATERHAM 420	A	2:05.887	165.6
13	18:51:51.914	28:51.914	1	Mathys Jaubert		PALM		CATERHAM 420	A	2:05.487	166.1




Autodromo Nazionale Monza
Caterham Cup 420R
Free Practice - 2
Event Best Maximum Speed



N°	Driver	Nat	Team	Nat	Vehicle	Cat	Clas	Km/h	Session
211	Arnaud Trotin	FRA	ROSSELSP	FRA	CATERHAM 420	A	1	217.3	Free Practice - 1
29	Eric Moussier	FRA	CCF	FRA	CATERHAM 420	A	2	216.8	Free Practice - 1
20	Franck Chahinian	FRA	CCF	FRA	CATERHAM 420	A	3	216.8	Free Practice - 2
24	Bruno Noregral	FRA	PALM	FRA	CATERHAM 420	A	4	216.4	Free Practice - 1
27	Harald Mag	FRA	CCF	FRA	CATERHAM 420	A	5	216.4	Free Practice - 1
3	Pierre-Emmanuel Dallois	FRA	IND	FRA	CATERHAM 420	A	6	216.4	Free Practice - 1
51	Vincent Beltoise	FRA	CCF	FRA	CATERHAM 420	A	7	216.4	Free Practice - 2
30	Gary Gachnang	FRA	PALM	FRA	CATERHAM 420	A	8	216.4	Free Practice - 2
23	Pascal Wehrlen	FRA	PALM	FRA	CATERHAM 420	B	1	216.4	Free Practice - 2
77	Arnaud Mignatelli	FRA	CCF	FRA	CATERHAM 420	A	9	216.4	Free Practice - 2
46	Olivier Forzano	FRA	PALM	FRA	CATERHAM 420	A	10	216.0	Free Practice - 1
55	Bertrand Semaille	FRA	PALM	FRA	CATERHAM 420	A	11	216.0	Free Practice - 1
12	Arnaud Griffon	FRA	CCF	FRA	CATERHAM 420	A	12	216.0	Free Practice - 1
40	Franck Labescat	FRA	CCF	FRA	CATERHAM 420	A	13	216.0	Free Practice - 1
41	Pascal Meignan	FRA	ST ELOI	FRA	CATERHAM 420	B	2	216.0	Free Practice - 2
1	Mathys Jaubert	FRA	PALM	FRA	CATERHAM 420	A	14	216.0	Free Practice - 2
2	Hervé Cordel	FRA	CCF	FRA	CATERHAM 420	B	3	216.0	Free Practice - 2
5	Pierre-Jean Reypin	FRA	ROSSELSP	FRA	CATERHAM 420	A	15	215.5	Free Practice - 1
18	Jean-Michel Dallois	FRA	IND	FRA	CATERHAM 420	A	16	215.5	Free Practice - 2
38	Claude Boueix	FRA	DOG RACING	FRA	CATERHAM 420	B	4	215.5	Free Practice - 2
98	Olivier Guerin	FRA	CCF	FRA	CATERHAM 420	A	17	215.5	Free Practice - 2
60	Francis Chatelain	FRA	PALM	FRA	CATERHAM 420	B	5	215.1	Free Practice - 1
19	Jeremy Azar	FRA	ROSSELSP	FRA	CATERHAM 420	A	18	215.1	Free Practice - 1
92	Olivier Loi	FRA	ST ELOI	FRA	CATERHAM 420	B	6	215.1	Free Practice - 2
9	Henri Bizet	FRA	PALM	FRA	CATERHAM 420	A	19	215.1	Free Practice - 2
35	Bastien Gassin	FRA	ST ELOI	FRA	CATERHAM 420	A	20	215.1	Free Practice - 2
44	Alain Girardot	FRA	CCF	FRA	CATERHAM 420	B	7	215.1	Free Practice - 2
59	Tristan Clay	FRA	CCF	FRA	CATERHAM 420	A	21	214.7	Free Practice - 1
33	François Clement Delaisse	FRA	CCF	FRA	CATERHAM 420	A	22	214.7	Free Practice - 2
63	Frédéric Allaire	FRA	ST ELOI	FRA	CATERHAM 420	A	23	214.2	Free Practice - 1
7	Henri Charpentier	FRA	CCF	FRA	CATERHAM 420	A	24	214.2	Free Practice - 2
16	Harold Huot	FRA	ROSSELSP	FRA	CATERHAM 420	A	25	213.8	Free Practice - 2
21	Sylvio Bossi	FRA	CCF	FRA	CATERHAM 420	B	8	213.8	Free Practice - 2
71	Laurent Bouterin	FRA	IND	FRA	CATERHAM 420	A	26	213.8	Free Practice - 2
87	Yann Gasparini	FRA	ST ELOI	FRA	CATERHAM 420	B	9	213.4	Free Practice - 1
72	Nicolas Cottancin	FRA	CCF	FRA	CATERHAM 420	A	27	212.5	Free Practice - 1
80	Sebastien Montagne	FRA	ST ELOI	FRA	CATERHAM 420	A	28	212.5	Free Practice - 1
26	Gilles Charpentier	FRA	CCF	FRA	CATERHAM 420	B	10	212.5	Free Practice - 2
32	Jean-Pierre Mignatelli	FRA	CCF	FRA	CATERHAM 420	B	11	212.1	Free Practice - 1
86	Ugo Leboucher	FRA	ST ELOI	FRA	CATERHAM 420	A	29	212.1	Free Practice - 2
66	Pierre Andre Nicolas	FRA	PALM	FRA	CATERHAM 420	A	30	210.9	Free Practice - 1
81	François-Xavier Fleury	FRA	ST ELOI	FRA	CATERHAM 420	A	31	209.7	Free Practice - 1
13	Eric Pinson	FRA	ST ELOI	FRA	CATERHAM 420	A	32	209.7	Free Practice - 2
52	David Leguem	FRA	ST ELOI	FRA	CATERHAM 420	A	33	209.7	Free Practice - 2
50	Michel Morey	FRA	CCF	FRA	CATERHAM 420	B	12	207.6	Free Practice - 2
75	Alexandre Pinto	FRA	ST ELOI	FRA	CATERHAM 420	A	34	207.6	Free Practice - 2
70	Thomas Bouterin	FRA	IND	FRA	CATERHAM 420	A	35	207.2	Free Practice - 2
69	Philippe Quetaud	FRA	CCF	FRA	CATERHAM 420	A	36	205.3	Free Practice - 1





Autodromo Nazionale Monza

Caterham Cup 420R

Free Practice - 2

Pit Stop Analysis



16 Harold Huot CATERHAM 420 R

A ROSSELS P

N°	In Day Time	In Time	Out Time	Pit Time	T. Pit Time	Handicap	Penalty
1	18:34:10.841	18:34:10.841	18:35:10.972	1:00.131	1:00.131		

19 Jeremy Azar CATERHAM 420 R

A ROSSELS P

N°	In Day Time	In Time	Out Time	Pit Time	T. Pit Time	Handicap	Penalty
1	18:34:15.177	18:34:15.177	18:35:26.744	1:11.567	1:11.567		

29 Eric Moussier CATERHAM 420 R

A CCF

N°	In Day Time	In Time	Out Time	Pit Time	T. Pit Time	Handicap	Penalty
1	18:30:24.662	18:30:24.662	18:31:30.471	1:05.809	1:05.809		

32 Jean-Pierre Mignatelli CATERHAM 420 R

B CCF

N°	In Day Time	In Time	Out Time	Pit Time	T. Pit Time	Handicap	Penalty
1	18:35:48.221	18:35:48.221	18:36:50.199	1:01.978	1:01.978		

50 Michel Morey CATERHAM 420 R

B CCF

N°	In Day Time	In Time	Out Time	Pit Time	T. Pit Time	Handicap	Penalty
1	18:42:43.490	18:42:43.490	18:43:44.597	1:01.107	1:01.107		

87 Yann Gasparini CATERHAM 420 R

B ST ELOI

N°	In Day Time	In Time	Out Time	Pit Time	T. Pit Time	Handicap	Penalty
1	18:37:07.202	18:37:07.202	18:37:57.270	50.068	50.068		

211 Arnaud Trotin CATERHAM 420 R

A ROSSELS P

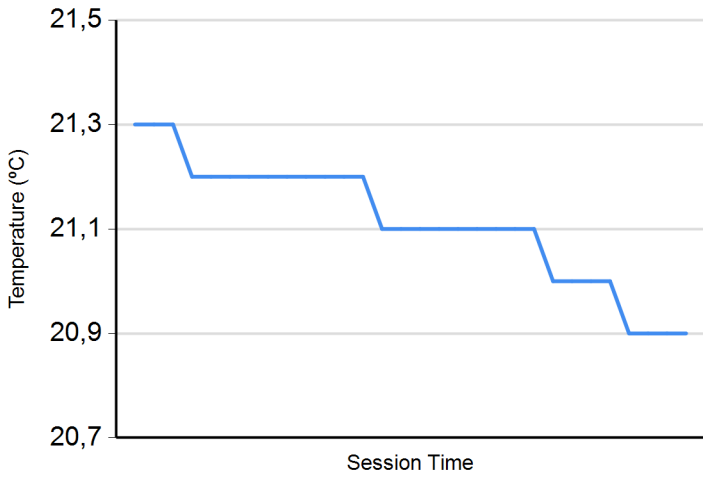
N°	In Day Time	In Time	Out Time	Pit Time	T. Pit Time	Handicap	Penalty
1	18:47:34.026	18:47:34.026	18:48:53.903	1:19.877	1:19.877		



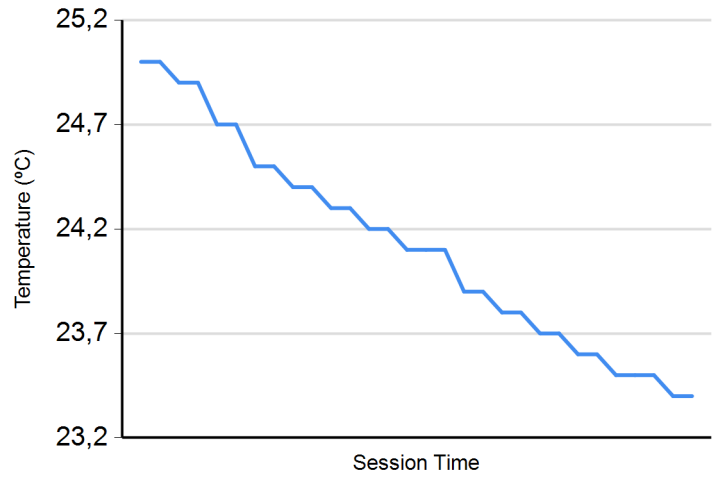
Autodromo Nazionale Monza
Caterham Cup 420R
Free Practice - 2
Weather Report



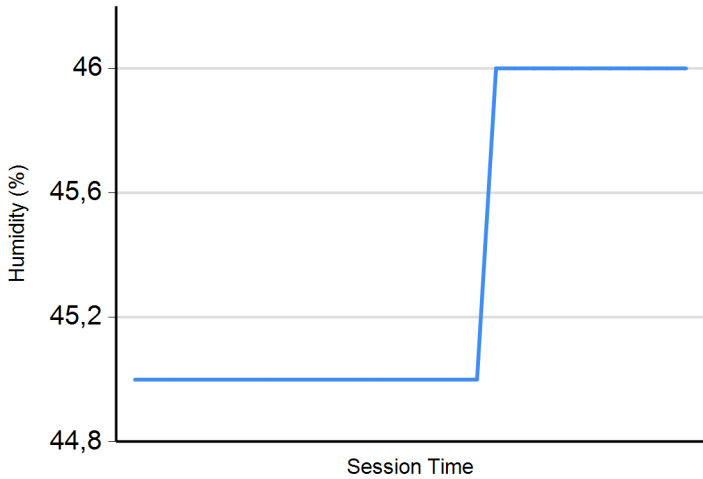
Air Temperature



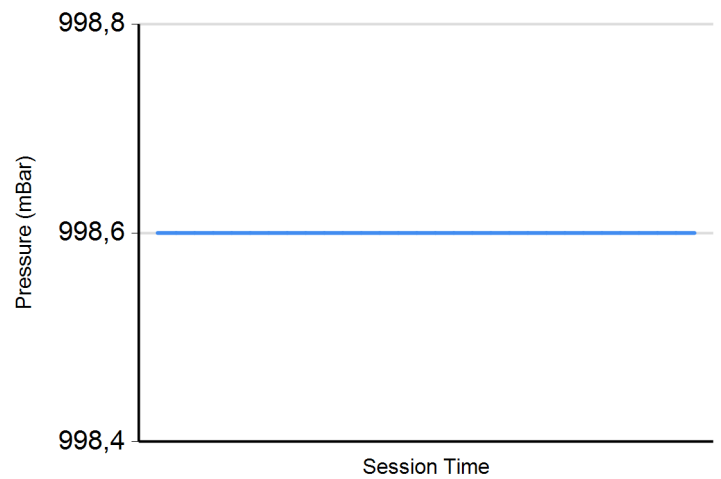
Track Temperature



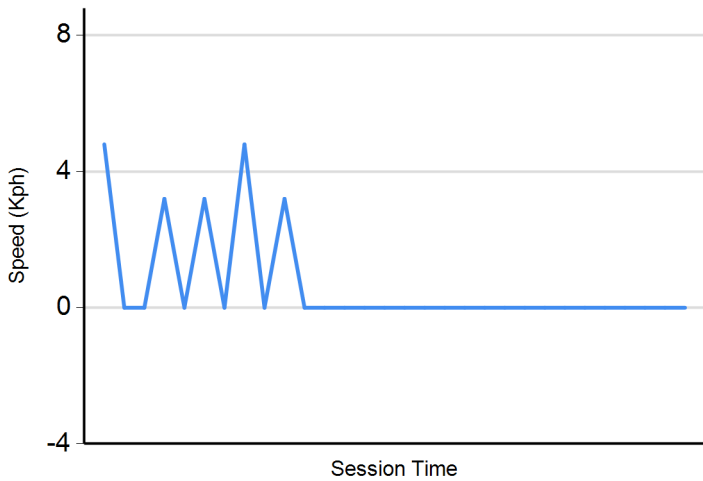
Humidity



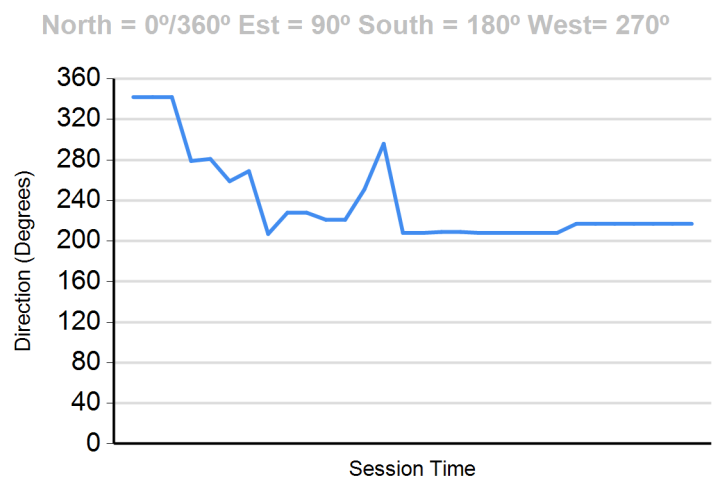
Pressure

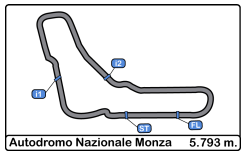


Wind Speed



Wind direction





Autodromo Nazionale Monza

Caterham Cup 420R

Free Practice - 1 - 2

Combined Results



Cls	N°	Driver	Nat	Team	Nat	Vehicle	Cat	Clas	Laps	FP1	FP2	Best	Gap	Interval	Km/h		
1	1	Mathys Jaubert	FRA	PALM	FRA	CATERHAM 420	A	1	30	2:06.138	13	2:05.487	13	2:05.487	166.1		
2	51	Vincent Beltoise	FRA	CCF	FRA	CATERHAM 420	A	2	13			2:05.887	12	2:05.887	0.400	0.400	165.6
3	20	Franck Chahinian	FRA	CCF	FRA	CATERHAM 420	A	3	29	2:06.138	11	2:05.904	12	2:05.904	0.417	0.017	165.6
4	9	Henri Bizet	FRA	PALM	FRA	CATERHAM 420	A	4	30	2:06.749	11	2:06.103	5	2:06.103	0.616	0.199	165.3
5	59	Tristan Clay	FRA	CCF	FRA	CATERHAM 420	A	5	30	2:07.113	6	2:06.418	9	2:06.418	0.931	0.315	164.9
6	23	Pascal Wehrlen	FRA	PALM	FRA	CATERHAM 420	B	1	30	2:07.885	6	2:06.451	14	2:06.451	0.964	0.033	164.9
7	2	Hervé Cordel	FRA	CCF	FRA	CATERHAM 420	B	2	30	2:08.563	14	2:06.671	10	2:06.671	1.184	0.220	164.6
8	30	Gary Gachnang	FRA	PALM	FRA	CATERHAM 420	A	6	30	2:07.254	13	2:06.705	13	2:06.705	1.218	0.034	164.5
9	18	Jean-Michel Dallois	FRA	IND	FRA	CATERHAM 420	A	7	30	2:07.053	13	2:06.793	12	2:06.793	1.306	0.088	164.4
10	60	Francis Chatelain	FRA	PALM	FRA	CATERHAM 420	B	3	30	2:07.596	10	2:06.897	8	2:06.897	1.410	0.104	164.3
11	35	Bastien Gassin	FRA	ST ELOI	FRA	CATERHAM 420	A	8	29	2:07.319	9	2:06.939	13	2:06.939	1.452	0.042	164.2
12	24	Bruno Noregral	FRA	PALM	FRA	CATERHAM 420	A	9	30	2:06.947	6	2:07.748	3	2:06.947	1.460	0.008	164.2
13	3	Pierre-Emmanuel Dallois	FRA	IND	FRA	CATERHAM 420	A	10	30	2:08.855	12	2:06.951	13	2:06.951	1.464	0.004	164.2
14	52	David Leguerm	FRA	ST ELOI	FRA	CATERHAM 420	A	11	29	2:07.304	11	2:07.030	5	2:07.030	1.543	0.079	164.1
15	12	Arnaud Griffon	FRA	CCF	FRA	CATERHAM 420	A	12	30	2:07.337	6	2:07.166	7	2:07.166	1.679	0.136	163.9
16	19	Jeremy Azar	FRA	ROSSELSP	FRA	CATERHAM 420	A	13	28	2:07.185	11	2:07.856	12	2:07.185	1.698	0.019	163.9
17	46	Olivier Forzano	FRA	PALM	FRA	CATERHAM 420	A	14	30	2:07.208	12	2:07.679	8	2:07.208	1.721	0.023	163.9
18	44	Alain Girardot	FRA	CCF	FRA	CATERHAM 420	B	4	30	2:07.390	10	2:07.479	4	2:07.390	1.903	0.182	163.7
19	86	Ugo Leboucher	FRA	ST ELOI	FRA	CATERHAM 420	A	15	30	2:07.811	14	2:07.395	11	2:07.395	1.908	0.005	163.7
20	29	Eric Moussier	FRA	CCF	FRA	CATERHAM 420	A	16	28	2:08.296	13	2:07.414	12	2:07.414	1.927	0.019	163.6
21	80	Sebastien Montagne	FRA	ST ELOI	FRA	CATERHAM 420	A	17	30	2:07.631	14	2:07.879	13	2:07.631	2.144	0.217	163.3
22	63	Frédéric Allaire	FRA	ST ELOI	FRA	CATERHAM 420	A	18	30	2:08.647	14	2:07.644	9	2:07.644	2.157	0.013	163.3
23	66	Pierre Andre Nicolas	FRA	PALM	FRA	CATERHAM 420	A	19	30	2:08.876	12	2:07.696	12	2:07.696	2.209	0.052	163.3
24	77	Arnaud Mignatelli	FRA	CCF	FRA	CATERHAM 420	A	20	27	2:10.372	7	2:07.904	5	2:07.904	2.417	0.208	163.0
25	16	Harold Huot	FRA	ROSSELSP	FRA	CATERHAM 420	A	21	27	2:07.944	11	2:08.452	7	2:07.944	2.457	0.040	162.9
26	70	Thomas Bouterin	FRA	IND	FRA	CATERHAM 420	A	22	24	2:10.420	6	2:07.986	10	2:07.986	2.499	0.042	162.9
27	98	Olivier Guerin	FRA	CCF	FRA	CATERHAM 420	A	23	24	2:08.191	12	2:08.003	8	2:08.003	2.516	0.017	162.9
28	71	Laurent Bouterin	FRA	IND	FRA	CATERHAM 420	A	24	30	2:08.785	14	2:08.065	11	2:08.065	2.578	0.062	162.8
29	7	Henri Charpentier	FRA	CCF	FRA	CATERHAM 420	A	25	28	2:08.127	13	2:08.091	3	2:08.091	2.604	0.026	162.8
30	41	Pascal Meignan	FRA	ST ELOI	FRA	CATERHAM 420	B	5	30	2:08.581	13	2:08.180	14	2:08.180	2.693	0.089	162.6
31	81	François-Xavier Fleury	FRA	ST ELOI	FRA	CATERHAM 420	A	26	19	2:08.208	9	2:11.437	3	2:08.208	2.721	0.028	162.6
32	69	Philippe Quetaud	FRA	CCF	FRA	CATERHAM 420	A	27	29	2:08.217	11	2:08.539	9	2:08.217	2.730	0.009	162.6
33	40	Franck Labescat	FRA	CCF	FRA	CATERHAM 420	A	28	30	2:08.438	14	2:08.277	8	2:08.277	2.790	0.060	162.5
34	75	Alexandre Pinto	FRA	ST ELOI	FRA	CATERHAM 420	A	29	19	2:10.925	4	2:08.469	9	2:08.469	2.982	0.192	162.3
35	92	Olivier Loi	FRA	ST ELOI	FRA	CATERHAM 420	B	6	29	2:09.372	12	2:08.597	9	2:08.597	3.110	0.128	162.1
36	21	Arnaud Trotin	FRA	ROSSELSP	FRA	CATERHAM 420	A	30	28	2:09.324	10	2:08.675	7	2:08.675	3.188	0.078	162.0
37	27	Harald Mag	FRA	CCF	FRA	CATERHAM 420	A	31	30	2:08.854	12	2:09.491	10	2:08.854	3.367	0.179	161.8
38	32	Jean-Pierre Mignatelli	FRA	CCF	FRA	CATERHAM 420	B	7	28	2:09.220	9	2:09.132	12	2:09.132	3.645	0.278	161.4
39	5	Pierre-Jean Reyppin	FRA	ROSSELSP	FRA	CATERHAM 420	A	32	29	2:10.260	10	2:09.493	9	2:09.493	4.006	0.361	161.0
40	87	Yann Gasparini	FRA	ST ELOI	FRA	CATERHAM 420	B	8	29	2:09.621	8	2:09.625	12	2:09.621	4.134	0.128	160.8
41	38	Claude Boueix	FRA	DOG RACING	FRA	CATERHAM 420	B	9	29	2:10.174	13	2:10.568	9	2:10.174	4.687	0.553	160.2
42	55	Bertrand Semaille	FRA	PALM	FRA	CATERHAM 420	A	33	29	2:11.526	13	2:10.552	10	2:10.552	5.065	0.378	159.7
43	72	Nicolas Cottancin	FRA	CCF	FRA	CATERHAM 420	A	34	28	2:11.189	9	2:10.641	9	2:10.641	5.154	0.089	159.6
44	33	François Clement Delaïsse	FRA	CCF	FRA	CATERHAM 420	A	35	29	2:11.355	10	2:10.706	13	2:10.706	5.219	0.065	159.5
45	26	Gilles Charpentier	FRA	CCF	FRA	CATERHAM 420	B	10	28	2:12.628	13	2:12.226	9	2:12.226	6.739	1.520	157.7
46	21	Sylvio Bossi	FRA	CCF	FRA	CATERHAM 420	B	11	28	2:13.350	13	2:12.350	10	2:12.350	6.863	0.124	157.5
47	13	Eric Pinson	FRA	ST ELOI	FRA	CATERHAM 420	A	36	28	2:15.806	13	2:14.853	12	2:14.853	9.366	2.503	154.6
48	50	Michel Morey	FRA	CCF	FRA	CATERHAM 420	B	12	26	2:16.059	5	2:15.816	4	2:15.816	10.329	0.963	153.5

*** PENALIZACIONES**

CARS #1 - #2 - #3 - #5 - #7 - #20 - #21 - #23 - #24 - #29 - #30 - #46 - #50 - #52 - #60 - #69 - #70 - #71 - #72 - #92 #211 - SOME LAP TIMES DELETED DUE TO TRACK LIMITS

CARS #2 - #20 - #24 - #33 - #44 - #50 - #71 - SOME LAP TIMES DELETED DUE TO TRACK LIMITS

Published at:.....

Stewards:	Race Director:	Timekeeper: Luis Angel Garcia Nufez JOB/I-0030-ESP
------------------	-----------------------	---

