

Circuit Ricardo Tormo
Caterham Cup ROADSPORT
Race - 2
Provisional Results



Cls	N°	Driver	Nat	Team	Nat	Vehicle	Cat	Cls	Laps	Total Time	Gap	Interval	Km/h	Best	Time	Km/h
1	1	Mota Mickael	FRA	PALM	FRA				12	27:03.471			106.5	12	1:52.962	127.6
2	47	Di Palma Christian	FRA	IND	FRA				12	27:04.938	1.467	1.467	106.4	8	1:53.179	127.3
3	44	Dépierre Arthur	FRA	ROSSELSP	FRA				12	27:08.447	4.976	3.509	106.2	5	1:54.125	126.3
4	7	Veyrat Guillaume	FRA	CCF	FRA				12	27:09.973	6.502	1.526	106.1	8	1:54.903	125.4
5	22	Palanque Dominique	FRA	IND	FRA				12	27:10.457	6.986	0.484	106.1	5	1:53.876	126.6
6	69	Leboucher Ugo	FRA	ST ELOI	FRA				12	27:10.681	7.210	0.224	106.1	7	1:54.030	126.4
7	53	Buathier Sébastien	FRA	ROSSELSP	FRA				12	27:11.746	8.275	1.065	106.0	12	1:54.911	125.4
8	3	Farines Benoit	FRA	PALM	FRA				12	27:11.969	8.498	0.223	106.0	12	1:54.812	125.5
9	26	Laganier Stephan	FRA	CCF	FRA				12	27:13.232	9.761	1.263	105.9	6	1:54.337	126.1
10	25	Monjalet Thomas	FRA	IND	FRA				12	27:13.576	10.105	0.344	105.9	7	1:54.712	125.6
11	23	Girardot Christophe	FRA	CCF	FRA				12	27:13.928	10.457	0.352	105.8	12	1:55.276	125.0
12	12	Dallois Guillaume	FRA	IND	FRA				12	27:14.681	11.210	0.753	105.8	12	1:55.177	125.1
13	34	Djjane Stephane	FRA	CCF	FRA				12	27:14.870	11.399	0.189	105.8	11	1:55.340	125.0
14	8	Bodard Xavier	FRA	ST ELOI	FRA				12	27:15.071	11.600	0.201	105.8	11	1:54.954	125.4
15	81	Fleury François-Xavier	FRA	ST ELOI	FRA				12	27:15.399	11.928	0.328	105.7	12	1:54.883	125.5
16	599	Domange Frédéric	FRA	ST ELOI	FRA				12	27:21.992	18.521	6.593	105.3	4	1:56.843	123.3
17	86	Croizon Jeremy	FRA	IND	FRA				12	27:22.452	18.981	0.460	105.3	6	1:56.843	123.3
18	57	Hudin Olivier	FRA	IND	FRA				12	27:23.345	19.874	0.893	105.2	5	1:57.416	122.7
19	281	Aggoun Arnaud	FRA	CCF	FRA				12	27:23.639	20.168	0.294	105.2	12	1:56.338	123.9
20	33	Lenoir Sebastien	FRA	IND	FRA				12	27:24.245	20.774	0.606	105.2	12	1:56.454	123.8
21	19	Auchere Herve	FRA	ST ELOI	FRA				12	27:24.600	21.129	0.355	105.2	12	1:56.692	123.5
22	88	Gauthier Pierre-Gilles	FRA	ST ELOI	FRA				12	27:25.293	21.822	0.693	105.1	11	1:56.482	123.7
23	14	Paris Jean-Laurent	FRA	ROSSELSP	FRA				12	27:26.542	23.071	1.249	105.0	12	1:56.538	123.7
24	80	Caspar Arnaud	FRA	ST ELOI	FRA				12	27:28.796	25.325	2.254	104.9	11	1:57.010	123.2
25	63	Perrinel Louis-Vincent	FRA	ST ELOI	FRA				12	27:36.796	33.325	8.000	104.4	7	1:59.371	120.7
26	52	Pietri Jean-Fabrice	FRA	CCF	FRA				12	27:37.100	33.629	0.304	104.4	7	1:55.844	124.4
27	4	Buathier Evelyne	FRA	ROSSELSP	FRA				12	27:39.611	36.140	2.511	104.2	7	1:59.545	120.6
28	16	Brun Stephane	FRA	ROSSELSP	FRA				12	27:40.440	36.969	0.829	104.1	6	1:59.850	120.3
29	55*	Semaille Bertrand	FRA	PALM	FRA				12	27:43.729	40.258	3.289	103.9	11	1:55.039	125.3
30	28	Pinson Eric	FRA	ST ELOI	FRA				12	27:50.857	47.386	7.128	103.5	6	1:58.666	121.5
31	67	Biasse Jean-Claude	FRA	ST ELOI	FRA				12	28:59.483	1:56.012	1:08.626	99.4	4	2:08.444	112.2

Not classified: (Requirements: 75% of number laps of leader = 9 Laps)

46	Herold Gaylor	FRA	CCF	FRA					7	16:29.254	5 Laps	5 Laps	102.0	7	1:56.668	123.5
72	Chazal Yoan	FRA	ST ELOI	FRA												
43	Maloisel Frédéric	FRA	ROSSELSP	FRA												


Fastest lap Mota Mickael in 1:52.962 at 127.6 Km/h in lap 12

*** PENALTIES**

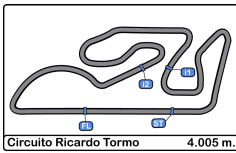
Voiture 55: 30 secondes pénalisation, pour dépassement en procédure de Safety Car, article 8.2.2.1. du Règlement Circuits FFSA.

Published at:.....

Track Temp: 26.3 °C Air Temp: 22.3 °C Humidity: 44 % Track Status: DRY

Stewards:	Race Director:	Timekeeper: 
------------------	-----------------------	---





Circuit Ricardo Tormo
Caterham Cup ROADSPORT
Race - 2



Provisional Results by Category

Cls	N°	Driver	Nat	Team	Nat	Vehicle	Cat	Cls	Laps	Total Time	Gap	Interval	Km/h	Best	Time	Km/h
1	1	Mota Mickael	FRA	PALM	FRA				12	27:03.471			106.5	12	1:52.962	127.6
2	47	Di Palma Christian	FRA	IND	FRA				12	27:04.938	1.467	1.467	106.4	8	1:53.179	127.3
3	44	Dépierre Arthur	FRA	ROSSELSP	FRA				12	27:08.447	4.976	3.509	106.2	5	1:54.125	126.3
4	7	Veyrat Guillaume	FRA	CCF	FRA				12	27:09.973	6.502	1.526	106.1	8	1:54.903	125.4
5	22	Palanque Dominique	FRA	IND	FRA				12	27:10.457	6.986	0.484	106.1	5	1:53.876	126.6
6	69	Leboucher Ugo	FRA	ST ELOI	FRA				12	27:10.681	7.210	0.224	106.1	7	1:54.030	126.4
7	53	Buathier Sébastien	FRA	ROSSELSP	FRA				12	27:11.746	8.275	1.065	106.0	12	1:54.911	125.4
8	3	Farines Benoit	FRA	PALM	FRA				12	27:11.969	8.498	0.223	106.0	12	1:54.812	125.5
9	26	Laganier Stephan	FRA	CCF	FRA				12	27:13.232	9.761	1.263	105.9	6	1:54.337	126.1
10	25	Monjalet Thomas	FRA	IND	FRA				12	27:13.576	10.105	0.344	105.9	7	1:54.712	125.6
11	23	Girardot Christophe	FRA	CCF	FRA				12	27:13.928	10.457	0.352	105.8	12	1:55.276	125.0
12	12	Dallois Guillaume	FRA	IND	FRA				12	27:14.681	11.210	0.753	105.8	12	1:55.177	125.1
13	34	Djjane Stephane	FRA	CCF	FRA				12	27:14.870	11.399	0.189	105.8	11	1:55.340	125.0
14	8	Bodard Xavier	FRA	ST ELOI	FRA				12	27:15.071	11.600	0.201	105.8	11	1:54.954	125.0
15	81	Fleury François-Xavier	FRA	ST ELOI	FRA				12	27:15.399	11.928	0.328	105.7	12	1:54.883	125.5
16	599	Domange Frédéric	FRA	ST ELOI	FRA				12	27:21.992	18.521	6.593	105.3	4	1:56.843	123.3
17	86	Croizon Jeremy	FRA	IND	FRA				12	27:22.452	18.981	0.460	105.3	6	1:56.843	123.3
18	57	Hudin Olivier	FRA	IND	FRA				12	27:23.345	19.874	0.893	105.2	5	1:57.416	122.7
19	281	Aggoun Arnaud	FRA	CCF	FRA				12	27:23.639	20.168	0.294	105.2	12	1:56.338	123.9
20	33	Lenoir Sebastien	FRA	IND	FRA				12	27:24.245	20.774	0.606	105.2	12	1:56.454	123.8
21	19	Auchere Herve	FRA	ST ELOI	FRA				12	27:24.600	21.129	0.355	105.2	12	1:56.692	123.5
22	88	Gauthier Pierre-Gilles	FRA	ST ELOI	FRA				12	27:25.293	21.822	0.693	105.1	11	1:56.482	123.7
23	14	Paris Jean-Laurent	FRA	ROSSELSP	FRA				12	27:26.542	23.071	1.249	105.0	12	1:56.538	123.7
24	80	Caspar Arnaud	FRA	ST ELOI	FRA				12	27:28.796	25.325	2.254	104.9	11	1:57.010	123.2
25	63	Perrinel Louis-Vincent	FRA	ST ELOI	FRA				12	27:36.796	33.325	8.000	104.4	7	1:59.371	120.7
26	52	Pietri Jean-Fabrice	FRA	CCF	FRA				12	27:37.100	33.629	0.304	104.4	7	1:55.844	124.4
27	4	Buathier Evelyne	FRA	ROSSELSP	FRA				12	27:39.611	36.140	2.511	104.2	7	1:59.545	120.6
28	16	Brun Stephane	FRA	ROSSELSP	FRA				12	27:40.440	36.969	0.829	104.1	6	1:59.850	120.3
29	55*	Semaille Bertrand	FRA	PALM	FRA				12	27:43.729	40.258	3.289	103.9	11	1:55.039	125.3
30	28	Pinson Eric	FRA	ST ELOI	FRA				12	27:50.857	47.386	7.128	103.5	6	1:58.666	121.5
31	67	Biasse Jean-Claude	FRA	ST ELOI	FRA				12	28:59.483	1:56.012	1:08.626	99.4	4	2:08.444	112.2

Not classified: (Requirements: 75% of number laps of leader = 9 Laps)

46	Herold Gaylor	FRA	CCF	FRA					7	16:29.254	5 Laps	5 Laps	102.0	7	1:56.668	123.5
72	Chazal Yoan	FRA	ST ELOI	FRA												
43	Maloisel Frédéric	FRA	ROSSELSP	FRA												

Fastest lap Mota Mickael in 1:52.962 at 127.6 Km/h in lap 12

*** PENALTIES**

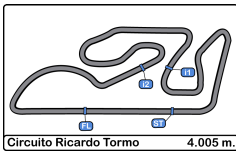
Voiture 55: 30 secondes pénalisation, pour dépassement en procédure de Safety Car, article 8.2.2.1. du Règlement Circuits FFSA.

Published at:.....

Track Temp: 26.3 °C Air Temp: 22.3 °C Humidity: 44 % Track Status: DRY

Stewards:	Race Director:	Timekeeper:
------------------	-----------------------	------------------------





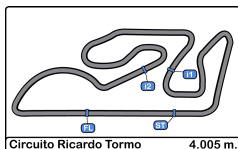
Circuit Ricardo Tormo
Caterham Cup ROADSPORT
Race - 2



Provisional Classification by Driver Fastest Lap

Clas	Nº	Driver	Nat	Team	Nat	Vehicle	Cat	Clas	Laps	Best	Time	Gap	Interval	Km/h
1	1	Mota Mickael	FRA	PALM	FRA				12	12	1:52.962			127.6
2	47	Di Palma Christian	FRA	IND	FRA				12	8	1:53.179	0.217	0.217	127.3
3	22	Palanque Dominique	FRA	IND	FRA				12	5	1:53.876	0.914	0.697	126.6
4	69	Leboucher Ugo	FRA	ST ELOI	FRA				12	7	1:54.030	1.068	0.154	126.4
5	44	Dépierre Arthur	FRA	ROSSELSP	FRA				12	5	1:54.125	1.163	0.095	126.3
6	26	Laganier Stephan	FRA	CCF	FRA				12	6	1:54.337	1.375	0.212	126.1
7	25	Monjalet Thomas	FRA	IND	FRA				12	7	1:54.712	1.750	0.375	125.6
8	3	Farines Benoit	FRA	PALM	FRA				12	12	1:54.812	1.850	0.100	125.5
9	81	Fleury François-Xavier	FRA	ST ELOI	FRA				12	12	1:54.883	1.921	0.071	125.5
10	7	Veyrat Guillaume	FRA	CCF	FRA				12	8	1:54.903	1.941	0.020	125.4
11	53	Buathier Sébastien	FRA	ROSSELSP	FRA				12	12	1:54.911	1.949	0.008	125.4
12	8	Bodard Xavier	FRA	ST ELOI	FRA				12	11	1:54.954	1.992	0.043	125.4
13	55	Semaille Bertrand	FRA	PALM	FRA				12	11	1:55.039	2.077	0.085	125.3
14	12	Dallois Guillaume	FRA	IND	FRA				12	12	1:55.177	2.215	0.138	125.1
15	23	Girardot Christophe	FRA	CCF	FRA				12	12	1:55.276	2.314	0.099	125.0
16	34	Djjane Stephane	FRA	CCF	FRA				12	11	1:55.340	2.378	0.064	125.0
17	52	Pietri Jean-Fabrice	FRA	CCF	FRA				12	7	1:55.844	2.882	0.504	124.4
18	281	Aggoun Arnaud	FRA	CCF	FRA				12	12	1:56.338	3.376	0.494	123.9
19	33	Lenoir Sebastien	FRA	IND	FRA				12	12	1:56.454	3.492	0.116	123.8
20	88	Gauthier Pierre-Gilles	FRA	ST ELOI	FRA				12	11	1:56.482	3.520	0.028	123.7
21	14	Paris Jean-Laurent	FRA	ROSSELSP	FRA				12	12	1:56.538	3.576	0.056	123.7
22	46	Herold Gaylor	FRA	CCF	FRA				7	7	1:56.668	3.706	0.130	123.5
23	19	Auchere Herve	FRA	ST ELOI	FRA				12	12	1:56.692	3.730	0.024	123.5
24	599	Domange Frédéric	FRA	ST ELOI	FRA				12	4	1:56.843	3.881	0.151	123.3
25	86	Croizant Jeremy	FRA	IND	FRA				12	6	1:56.843	3.881	0.000	123.3
26	80	Caspar Arnaud	FRA	ST ELOI	FRA				12	11	1:57.010	4.048	0.167	123.2
27	57	Hudin Olivier	FRA	IND	FRA				12	5	1:57.416	4.454	0.406	122.7
28	28	Pinson Eric	FRA	ST ELOI	FRA				12	6	1:58.666	5.704	1.250	121.5
29	63	Perrinel Louis-Vincent	FRA	ST ELOI	FRA				12	7	1:59.371	6.409	0.705	120.7
30	4	Buathier Evelyne	FRA	ROSSELSP	FRA				12	7	1:59.545	6.583	0.174	120.6
31	16	Brun Stephane	FRA	ROSSELSP	FRA				12	6	1:59.850	6.888	0.305	120.3
32	67	Biasse Jean-Claude	FRA	ST ELOI	FRA				12	4	2:08.444	15.482	8.594	112.2





Circuit Ricardo Tormo
Caterham Cup ROADSPORT
Race - 2



Distance and Speed Average

Clas	Nº	Driver	Nat	Team	Nat	Vehicle	Cat	Clas	Laps	Distance	Total Time	Km/h
1	1	Mota Mickael	FRA	PALM	FRA				12	48.06	27:03.471	106.5
2	47	Di Palma Christian	FRA	IND	FRA				12	48.06	27:04.938	106.4
3	44	Dépierre Arthur	FRA	ROSSELSP	FRA				12	48.06	27:08.447	106.2
4	7	Veyrat Guillaume	FRA	CCF	FRA				12	48.06	27:09.973	106.1
5	22	Palanque Dominique	FRA	IND	FRA				12	48.06	27:10.457	106.1
6	69	Leboucher Ugo	FRA	ST ELOI	FRA				12	48.06	27:10.681	106.1
7	53	Buathier Sébastien	FRA	ROSSELSP	FRA				12	48.06	27:11.746	106.0
8	3	Farines Benoit	FRA	PALM	FRA				12	48.06	27:11.969	106.0
9	26	Laganier Stephan	FRA	CCF	FRA				12	48.06	27:13.232	105.9
10	25	Monjalet Thomas	FRA	IND	FRA				12	48.06	27:13.576	105.9
11	23	Girardot Christophe	FRA	CCF	FRA				12	48.06	27:13.928	105.8
12	12	Dallois Guillaume	FRA	IND	FRA				12	48.06	27:14.681	105.8
13	34	Djjane Stephane	FRA	CCF	FRA				12	48.06	27:14.870	105.8
14	8	Bodard Xavier	FRA	ST ELOI	FRA				12	48.06	27:15.071	105.8
15	81	Fleury François-Xavier	FRA	ST ELOI	FRA				12	48.06	27:15.399	105.7
16	599	Domange Frédéric	FRA	ST ELOI	FRA				12	48.06	27:21.992	105.3
17	86	Croizon Jeremy	FRA	IND	FRA				12	48.06	27:22.452	105.3
18	57	Hudin Olivier	FRA	IND	FRA				12	48.06	27:23.345	105.2
19	281	Aggoun Arnaud	FRA	CCF	FRA				12	48.06	27:23.639	105.2
20	33	Lenoir Sebastien	FRA	IND	FRA				12	48.06	27:24.245	105.2
21	19	Auchere Herve	FRA	ST ELOI	FRA				12	48.06	27:24.600	105.2
22	88	Gauthier Pierre-Gilles	FRA	ST ELOI	FRA				12	48.06	27:25.293	105.1
23	14	Paris Jean-Laurent	FRA	ROSSELSP	FRA				12	48.06	27:26.542	105.0
24	80	Caspar Arnaud	FRA	ST ELOI	FRA				12	48.06	27:28.796	104.9
25	63	Perrinel Louis-Vincent	FRA	ST ELOI	FRA				12	48.06	27:36.796	104.4
26	52	Pietri Jean-Fabrice	FRA	CCF	FRA				12	48.06	27:37.100	104.4
27	4	Buathier Evelyne	FRA	ROSSELSP	FRA				12	48.06	27:39.611	104.2
28	16	Brun Stephane	FRA	ROSSELSP	FRA				12	48.06	27:40.440	104.1
29	55	Semaille Bertrand	FRA	PALM	FRA				12	48.06	27:43.729	103.9
30	28	Pinson Eric	FRA	ST ELOI	FRA				12	48.06	27:50.857	103.5
31	67	Biasse Jean-Claude	FRA	ST ELOI	FRA				12	48.06	28:59.483	99.4
32	46	Herold Gaylor	FRA	CCF	FRA				7	28.03	16:29.254	102.0
0	72	Chazal Yoan	FRA	ST ELOI	FRA				0			
0	43	Maloisel Frédéric	FRA	ROSSELSP	FRA				0			

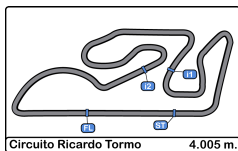


YOKOHAMA

MOTUL

GT2i

DepanceL



Circuit Ricardo Tormo
Caterham Cup ROADSPORT
Race - 2
Lap Analysis



1 Mota Mickael **7** Veyrat Guillaume
 PALM CCF

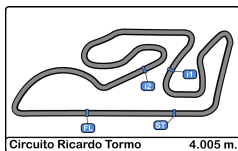
Lap D	Time	Sector 1	Sector 2	Sector 3	T. Spd	Elapsed	Lap D	Time	Sector 1	Sector 2	Sector 3	T. Spd	Elapsed
1	2:18.118	49.814	39.856	48.448	138.7	2:18.118	1	2:22.341	53.719	40.867	47.755	148.4	2:22.341
2	3:09.713	1:14.928	1:01.338	53.447	83.0	5:27.831	2	3:08.926	1:13.933	1:01.497	53.496	87.1	5:31.267
3	3:08.624	1:13.825	1:07.077	47.722	79.9	8:36.455	3	3:07.491	1:13.126	1:06.492	47.873	75.8	8:38.758
4	1:53.680	42.948	39.447	31.285	183.6	10:30.135	4	1:56.412	43.442	40.894	32.076	185.5	10:35.170
5	1:53.563	42.497	39.463	31.603	182.7	12:23.698	5	1:55.122	43.068	39.888	32.166	184.1	12:30.292
6	1:53.138	42.218	39.422	31.498	182.7	14:16.836	6	1:55.347	43.092	39.992	32.263	187.5	14:25.639
7	1:53.213	42.321	39.418	31.474	183.6	16:10.049	7	1:55.040	43.181	39.962	31.897	189.4	16:20.679
8	1:53.194	42.452	39.490	31.252	182.7	18:03.243	8	1:54.903	43.166	39.988	31.749	185.5	18:15.582
9	2:13.845	42.437	39.424	51.984	184.1	20:17.088	9	2:05.186	43.508	39.926	41.752	187.0	20:20.768
10	3:00.062	1:05.435	1:14.034	40.593	83.2	23:17.150	10	2:58.820	1:04.332	1:14.699	39.789	99.8	23:19.588
11	1:53.359	42.560	39.458	31.341	181.8	25:10.509	11	1:55.223	43.809	39.774	31.640	192.0	25:14.811
12	1:52.962	42.167	39.332	31.463	182.2	27:03.471	12	1:55.162	43.729	39.746	31.687	180.9	27:09.973

3 Farines Benoit **8** Bodard Xavier
 PALM ST ELOI

Lap D	Time	Sector 1	Sector 2	Sector 3	T. Spd	Elapsed	Lap D	Time	Sector 1	Sector 2	Sector 3	T. Spd	Elapsed
1	2:31.779	56.758	41.194	53.827	136.8	2:31.779	1	2:25.758	55.229	40.753	49.776	150.6	2:25.758
2	3:08.031	1:12.412	1:01.143	54.476	104.9	5:39.810	2	3:08.829	1:13.573	1:01.624	53.632	83.7	5:34.587
3	3:03.411	1:10.886	1:06.047	46.478	78.0	8:43.221	3	3:05.926	1:12.150	1:06.504	47.272	84.2	8:40.513
4	1:56.165	43.928	40.105	32.132	187.5	10:39.386	4	1:57.683	43.170	41.027	33.486	187.5	10:38.196
5	1:56.117	43.688	40.337	32.092	193.0	12:35.503	5	1:55.956	43.173	40.443	32.340	194.5	12:34.152
6	1:55.697	43.194	40.249	32.254	190.4	14:31.200	6	1:55.774	43.475	40.136	32.163	195.6	14:29.926
7	1:55.931	43.993	40.009	31.929	191.4	16:27.131	7	1:57.169	44.233	40.891	32.045	195.6	16:27.095
8	1:55.389	43.407	39.838	32.144	187.0	18:22.520	8	1:58.408	44.452	41.851	32.105	184.6	18:25.503
9	2:00.976	42.562	39.666	38.748	194.0	20:23.496	9	2:04.711	43.641	44.245	36.825	188.9	20:30.214
10	2:58.372	1:03.753	1:15.062	39.557	89.2	23:21.868	10	2:54.477	1:00.711	1:15.850	37.916	100.5	23:24.691
11	1:55.289	42.749	40.315	32.225	194.0	25:17.157	11	1:54.954	42.997	40.092	31.865	187.9	25:19.645
12	1:54.812	43.135	39.699	31.978	194.0	27:11.969	12	1:55.426	43.264	40.126	32.036	195.6	27:15.071

4 Buathier Evelyne **12** Dallois Guillaume
 ROSSELSP IND

Lap D	Time	Sector 1	Sector 2	Sector 3	T. Spd	Elapsed	Lap D	Time	Sector 1	Sector 2	Sector 3	T. Spd	Elapsed
1	2:43.481	59.923	42.990	1:00.568	179.1	2:43.481	1	2:27.482	55.394	40.925	51.163	155.5	2:27.482
2	3:06.694	1:15.993	59.471	51.230	126.0	5:50.175	2	3:08.296	1:13.455	1:00.835	54.006	92.3	5:35.778
3	3:04.811	1:12.264	1:05.808	46.739	85.4	8:54.986	3	3:05.130	1:11.980	1:06.261	46.889	89.7	8:40.908
4	2:00.764	45.104	41.904	33.756	183.6	10:55.750	4	1:57.104	43.806	40.362	32.936	185.5	10:38.012
5	2:00.550	45.222	41.988	33.340	186.0	12:56.300	5	1:56.267	43.743	40.305	32.219	190.9	12:34.279
6	1:59.769	44.813	41.678	33.278	187.9	14:56.069	6	1:56.429	43.628	40.724	32.077	195.6	14:30.708
7	1:59.545	44.762	41.520	33.263	187.0	16:55.614	7	1:56.301	44.074	40.012	32.215	187.9	16:27.009
8	2:00.974	45.045	41.972	33.957	183.6	18:56.588	8	1:57.933	45.658	40.157	32.118	190.4	18:24.942
9	2:01.162	45.190	41.800	34.172	183.6	20:57.750	9	2:04.675	43.728	44.108	36.839	189.9	20:29.617
10	2:39.010	45.344	1:14.574	39.092	185.5	23:36.760	10	2:54.348	1:00.505	1:15.578	38.265	94.6	23:23.965
11	2:00.270	44.815	41.947	33.508	186.0	25:37.030	11	1:55.539	43.347	40.028	32.164	191.4	25:19.504
12	2:02.581	45.675	43.024	33.882	187.9	27:39.611	12	1:55.177	43.029	40.010	32.138	189.9	27:14.681



Circuit Ricardo Tormo
Caterham Cup ROADSPORT
Race - 2
Lap Analysis



14

Paris Jean-Laurent

22

Palanque Dominique

ROSSELSP

IND

Lap	D	Time	Sector 1	Sector 2	Sector 3	T. Spd	Elapsed	Lap	D	Time	Sector 1	Sector 2	Sector 3	T. Spd	Elapsed
1		2:41.201	59.625	42.191	59.385	161.7	2:41.201	1		2:20.743	50.656	39.824	50.263	140.0	2:20.743
2		3:06.434	1:16.013	59.778	50.643	134.0	5:47.635	2		3:08.647	1:13.768	1:01.819	53.060	87.2	5:29.390
3		3:04.878	1:12.358	1:05.624	46.896	83.9	8:52.513	3		3:07.854	1:13.780	1:06.703	47.371	80.8	8:37.244
4		1:59.284	44.926	41.223	33.135	175.1	10:51.797	4		1:54.510	43.158	39.763	31.589	192.5	10:31.754
5		1:59.655	44.461	41.435	33.759	184.6	12:51.452	5		1:53.876	42.220	39.922	31.734	189.9	12:25.630
6		1:59.049	44.668	41.228	33.153	179.1	14:50.501	6		1:54.389	42.851	39.857	31.681	186.0	14:20.019
7		1:58.540	44.560	40.717	33.263	184.1	16:49.041	7		1:55.864	43.746	39.965	32.153	189.4	16:15.883
8		1:58.455	43.930	40.985	33.540	182.2	18:47.496	8		1:55.632	43.419	40.360	31.853	187.9	18:11.515
9		1:59.813	44.010	42.157	33.646	183.6	20:47.309	9		2:08.115	42.891	39.978	45.246	181.8	20:19.630
10		2:45.337	52.659	1:15.631	37.047	167.4	23:32.646	10		2:59.587	1:04.884	1:14.658	40.045	97.9	23:19.217
11		1:57.358	43.811	40.504	33.043	186.5	25:30.004	11		1:55.548	42.862	40.702	31.984	185.5	25:14.765
12		1:56.538	43.341	40.495	32.702	184.6	27:26.542	12		1:55.692	43.976	39.763	31.953	180.9	27:10.457

16

Brun Stephane

23

Girardot Christophe

ROSSELSP

CCF

Lap	D	Time	Sector 1	Sector 2	Sector 3	T. Spd	Elapsed	Lap	D	Time	Sector 1	Sector 2	Sector 3	T. Spd	Elapsed
1		2:45.839	1:01.704	44.147	59.988	169.8	2:45.839	1		2:21.158	52.785	41.114	47.259	148.4	2:21.158
2		3:06.621	1:16.776	59.209	50.636	122.4	5:52.460	2		3:08.743	1:14.123	1:01.765	52.855	86.8	5:29.901
3		3:03.033	1:12.147	1:05.730	45.156	86.0	8:55.493	3		3:07.936	1:13.577	1:06.687	47.672	79.9	8:37.837
4		2:01.240	45.884	41.914	33.442	187.9	10:56.733	4		1:59.487	44.136	42.221	33.130	189.9	10:37.324
5		2:00.624	45.736	41.585	33.303	181.8	12:57.357	5		1:56.111	43.546	40.321	32.244	194.5	12:33.435
6		1:59.850	45.052	41.596	33.202	181.8	14:57.207	6		1:56.183	43.355	40.498	32.330	194.5	14:29.618
7		2:00.285	44.817	42.190	33.278	184.1	16:57.492	7		1:56.885	44.867	39.996	32.022	200.0	16:26.503
8		2:00.501	44.809	41.466	34.226	184.1	18:57.993	8		1:55.810	43.110	40.529	32.171	196.1	18:22.313
9		2:05.291	46.965	42.784	35.542	185.0	21:03.284	9		2:02.017	43.404	40.467	38.146	192.0	20:24.330
10		2:34.250	46.844	1:08.034	39.372	174.7	23:37.534	10		2:58.514	1:04.232	1:15.226	39.056	86.6	23:22.844
11		2:02.568	45.155	43.296	34.117	184.1	25:40.102	11		1:55.808	42.985	40.817	32.006	190.4	25:18.652
12		2:00.338	45.380	41.782	33.176	177.3	27:40.440	12		1:55.276	42.986	40.247	32.043	188.9	27:13.928

19

Auchere Herve

25

Monjalet Thomas

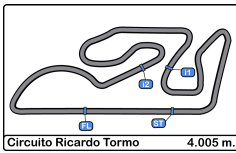
ST ELOI

IND

Lap	D	Time	Sector 1	Sector 2	Sector 3	T. Spd	Elapsed	Lap	D	Time	Sector 1	Sector 2	Sector 3	T. Spd	Elapsed
1		2:30.695	56.259	41.614	52.822	162.1	2:30.695	1		2:23.106	54.062	40.959	48.085	153.8	2:23.106
2		3:08.157	1:12.692	1:01.120	54.345	97.8	5:38.852	2		3:09.068	1:14.171	1:01.484	53.413	81.4	5:32.174
3		3:03.873	1:10.969	1:06.234	46.670	82.5	8:42.725	3		3:07.006	1:12.799	1:06.510	47.697	87.8	8:39.180
4		1:57.736	44.198	40.983	32.555	186.0	10:40.461	4		1:57.404	43.315	41.469	32.620	186.5	10:36.584
5		1:58.236	44.367	40.864	33.005	185.0	12:38.697	5		1:55.860	43.189	40.260	32.411	184.6	12:32.444
6		1:57.770	43.790	40.700	33.280	186.0	14:36.467	6		1:55.822	43.575	40.045	32.202	186.0	14:28.266
7		1:57.449	44.870	40.030	32.549	188.4	16:33.916	7		1:54.712	42.672	39.923	32.117	190.9	16:22.978
8		1:56.827	43.852	40.544	32.431	187.5	18:30.743	8		1:55.415	43.012	40.087	32.316	188.4	18:18.393
9		2:13.974	52.477	47.229	34.268	184.1	20:44.717	9		2:03.738	42.907	41.811	39.020	186.0	20:22.131
10		2:46.129	54.272	1:14.695	37.162	152.2	23:30.846	10		2:58.797	1:04.277	1:14.849	39.671	92.7	23:20.928
11		1:57.062	43.569	40.279	33.214	187.0	25:27.908	11		1:55.613	43.159	40.240	32.214	187.0	25:16.541
12		1:56.692	43.761	40.516	32.415	182.7	27:24.600	12		1:57.035	43.574	40.314	33.147	185.0	27:13.576



Depance



Circuit Ricardo Tormo
Caterham Cup ROADSPORT
Race - 2
Lap Analysis



26 Laganier Stephan

CCF

Lap D	Time	Sector 1	Sector 2	Sector 3	T. Spd	Elapsed
1	2:35.815	58.775	41.333	55.707	180.0	2:35.815
2	3:07.239	1:13.145	1:01.444	52.650	113.7	5:43.054
3	3:02.980	1:11.649	1:06.399	44.932	80.1	8:46.034
4	1:56.667	43.613	40.697	32.357	193.0	10:42.701
5	1:55.154	43.106	40.178	31.870	189.9	12:37.855
6	1:54.337	42.837	39.606	31.894	188.9	14:32.192
7	1:56.004	43.533	40.366	32.105	189.9	16:28.196
8	1:55.715	43.715	40.045	31.955	193.0	18:23.911
9	2:01.082	42.820	39.872	38.390	190.9	20:24.993
10	2:58.443	1:03.949	1:15.447	39.047	80.4	23:23.436
11	1:54.666	42.800	40.020	31.846	189.4	25:18.102
12	1:55.130	42.968	40.164	31.998	190.9	27:13.232

34 Djiane Stephane

CCF

Lap D	Time	Sector 1	Sector 2	Sector 3	T. Spd	Elapsed
1	2:29.332	55.822	41.215	52.295	160.7	2:29.332
2	3:08.176	1:13.067	1:01.101	54.008	94.7	5:37.508
3	3:04.245	1:11.247	1:06.286	46.712	94.6	8:41.753
4	1:56.882	43.527	40.544	32.811	193.5	10:38.635
5	1:55.935	43.429	40.309	32.197	197.2	12:34.570
6	1:56.501	43.617	40.071	32.813	197.8	14:31.071
7	1:57.703	44.961	40.636	32.106	187.9	16:28.774
8	1:56.197	43.582	40.094	32.521	190.9	18:24.971
9	2:04.155	43.381	43.297	37.477	186.5	20:29.126
10	2:54.719	1:00.306	1:15.593	38.820	92.4	23:23.845
11	1:55.340	43.206	40.041	32.093	188.4	25:19.185
12	1:55.685	42.951	40.182	32.552	190.9	27:14.870

28 Pinson Eric

ST ELOI

Lap D	Time	Sector 1	Sector 2	Sector 3	T. Spd	Elapsed
1	2:45.513	1:02.345	42.503	1:00.665	158.5	2:45.513
2	3:05.957	1:16.283	58.808	50.866	130.1	5:51.470
3	3:03.770	1:12.026	1:05.563	46.181	89.6	8:55.240
4	2:02.563	46.549	42.334	33.680	173.9	10:57.803
5	2:01.132	45.662	41.581	33.889	176.0	12:58.935
6	1:58.666	44.891	40.911	32.864	180.4	14:57.601
7	2:02.151	44.983	43.453	33.715	173.9	16:59.752
8	2:07.789	44.736	47.785	35.268	176.0	19:07.541
9	2:07.372	49.493	41.844	36.035	176.4	21:14.913
10	2:22.800	45.995	58.231	38.574	158.5	23:37.713
11	2:13.324	45.321	54.244	33.759	178.2	25:51.037
12	1:59.820	44.452	41.960	33.408	181.3	27:50.857

43 Maloisel Frédéric

ROSSELSP

Lap D	Time	Sector 1	Sector 2	Sector 3	T. Spd	Elapsed
1	2:18.995	50.176	39.822	48.997	140.6	2:18.995
2	3:09.300	1:14.674	1:01.218	53.408	83.2	5:28.295
3	3:08.655	1:13.771	1:07.129	47.755	78.1	8:36.950
4	1:54.701	43.151	39.713	31.837	187.9	10:31.651
5	1:54.125	42.815	39.761	31.549	181.3	12:25.776
6	1:54.459	42.947	39.826	31.686	185.5	14:20.235
7	1:55.007	43.185	39.938	31.884	194.5	16:15.242
8	1:54.762	42.962	39.990	31.810	181.8	18:10.004
9	2:08.757	42.932	39.996	45.829	183.6	20:18.761
10	3:00.358	1:04.802	1:14.507	41.049	98.0	23:19.119
11	1:55.049		3:18.833	31.772	181.3	25:14.168
12	1:54.279	42.738	39.653	31.888	182.7	27:08.447

33 Lenoir Sebastien

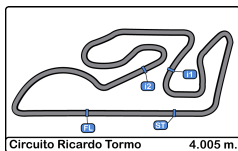
IND

Lap D	Time	Sector 1	Sector 2	Sector 3	T. Spd	Elapsed
1	2:42.773	1:00.506	41.773	1:00.494	166.6	2:42.773
2	3:06.103	1:15.278	59.755	51.070	130.6	5:48.876
3	3:03.835	1:12.091	1:05.613	46.131	85.0	8:52.711
4	1:58.126	44.400	40.988	32.738	185.5	10:50.837
5	1:57.092	43.775	40.404	32.913	188.9	12:47.929
6	1:57.027	43.749	40.621	32.657	187.0	14:44.956
7	1:56.737	43.751	40.518	32.468	184.1	16:41.693
8	1:57.126	43.555	40.623	32.948	184.6	18:38.819
9	2:05.587	43.812	45.307	36.468	184.6	20:44.406
10	2:45.883	54.305	1:14.456	37.122	155.1	23:30.289
11	1:57.502	43.482	40.669	33.351	185.5	25:27.791
12	1:56.454	43.278	40.671	32.505	188.4	27:24.245

46 Herold Gaylor

CCF

Lap D	Time	Sector 1	Sector 2	Sector 3	T. Spd	Elapsed
1	2:28.481	55.955	40.746	51.780	164.0	2:28.481
2	3:08.196	1:13.026	1:00.892	54.278	92.0	5:36.677
3	3:04.708	1:11.503	1:06.180	47.025	103.7	8:41.385
4	1:57.093	43.534	40.484	33.075	192.5	10:38.478
5	1:56.995	43.869	40.962	32.164	199.4	12:35.473
6	1:57.113	43.522	40.777	32.814	193.0	14:32.586
7	1:56.668	43.734	40.652	32.282	189.9	16:29.254
8		43.584	41.061		189.4	



Circuit Ricardo Tormo
Caterham Cup ROADSPORT
Race - 2
Lap Analysis



47

Di Palma Christian

55

Semaille Bertrand

IND

PALM

Lap	D	Time	Sector 1	Sector 2	Sector 3	T. Spd	Elapsed	Lap	D	Time	Sector 1	Sector 2	Sector 3	T. Spd	Elapsed
1		2:17.368	49.444	39.943	47.981	142.0	2:17.368	1		2:30.267	56.433	40.816	53.018	126.9	2:30.267
2		3:09.441	1:15.164	1:01.419	52.858	87.0	5:26.809	2		3:07.899	1:12.636	1:01.114	54.149	101.6	5:38.166
3		3:09.549	1:14.379	1:06.952	48.218	86.1	8:36.358	3		3:03.806	1:11.183	1:06.131	46.492	86.2	8:41.972
4		1:54.491	43.330	39.381	31.780	187.5	10:30.849	4		1:56.863	43.561	40.502	32.800	196.1	10:38.835
5		1:53.398	42.013	39.558	31.827	188.4	12:24.247	5		1:56.072	43.839	40.012	32.221	194.5	12:34.907
6		1:53.463	42.326	39.499	31.638	189.4	14:17.710	6		1:56.108	43.564	40.422	32.122	197.8	14:31.015
7		1:53.611	42.246	39.591	31.774	190.4	16:11.321	7		1:56.362	43.951	40.803	31.608	197.8	16:27.377
8		1:53.179	42.048	39.688	31.443	193.5	18:04.500	8		1:55.524	43.763	39.720	32.041	190.9	18:22.901
9		2:13.825	42.166	40.056	51.603	190.4	20:18.325	9		2:01.173	43.020	40.040	38.113	197.2	20:24.074
10		2:59.635	1:04.866	1:14.251	40.518	94.2	23:17.960	10		2:58.349	1:04.180	1:15.219	38.950	85.7	23:22.423
11		1:53.348	41.964	39.682	31.702	188.9	25:11.308	11		1:55.039	42.671	40.436	31.932	190.4	25:17.462
12		1:53.630	42.640	39.516	31.474	192.5	27:04.938	12		1:56.267	43.264	39.888	33.115	194.5	27:13.729

52

Pietri Jean-Fabrice

57

Hudin Olivier

CCF

IND

Lap	D	Time	Sector 1	Sector 2	Sector 3	T. Spd	Elapsed	Lap	D	Time	Sector 1	Sector 2	Sector 3	T. Spd	Elapsed
1		2:36.270	58.722	42.563	54.985	165.1	2:36.270	1		2:35.086	57.908	41.688	55.490	169.8	2:35.086
2		3:07.532	1:13.112	1:01.640	52.780	112.1	5:43.802	2		3:07.398	1:13.295	1:01.277	52.826	113.0	5:42.484
3		3:03.471	1:11.409	1:06.467	45.595	83.0	8:47.273	3		3:03.249	1:11.765	1:06.441	45.043	80.0	8:45.733
4		1:57.779	44.102	40.998	32.679	185.0	10:45.052	4		1:58.564	45.055	40.935	32.574	188.4	10:44.297
5		1:57.861	43.554	41.721	32.586	189.9	12:42.913	5		1:57.416	43.910	40.741	32.765	192.0	12:41.713
6		1:56.633	43.146	41.036	32.451		14:39.546	6		1:57.699	44.032	41.065	32.602	188.4	14:39.412
7		1:55.844	43.235	40.347	32.262	188.4	16:35.390	7		1:57.914	44.022	41.089	32.803	182.7	16:37.326
8		1:57.937	43.804	41.620	32.513	191.4	18:33.327	8		1:58.076	44.139	41.154	32.783	183.6	18:35.402
9		2:05.872	44.395	44.723	36.754	187.5	20:39.199	9		2:04.749	44.126	43.625	36.998	188.4	20:40.151
10		2:47.853	55.943	1:14.498	37.412	136.3	23:27.052	10		2:48.128	55.841	1:14.669	37.618	135.8	23:28.279
11		2:13.079	43.977	54.704	34.398	190.4	25:40.131	11		1:57.448	43.643	40.936	32.869	184.6	25:25.727
12		1:56.969	43.314	41.081	32.574	183.6	27:37.100	12		1:57.618	44.130	40.762	32.726	186.5	27:23.345

53

Buathier Sébastien

63

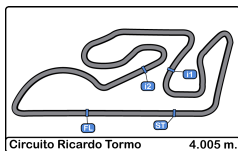
Perrinel Louis-Vincent

ROSSELSP

ST ELOI

Lap	D	Time	Sector 1	Sector 2	Sector 3	T. Spd	Elapsed	Lap	D	Time	Sector 1	Sector 2	Sector 3	T. Spd	Elapsed
1		2:24.607	54.952	40.595	49.060	150.0	2:24.607	1		2:40.607	1:00.230	42.364	58.013	172.6	2:40.607
2		3:08.707	1:13.765	1:01.910	53.032	87.4	5:33.314	2		3:05.845	1:16.177	59.165	50.503	135.5	5:46.452
3		3:06.558	1:12.495	1:06.791	47.272	92.4	8:39.872	3		3:03.626	1:12.219	1:05.827	45.580	81.9	8:50.078
4		1:57.765	43.434	40.953	33.378	189.9	10:37.637	4		2:00.341	44.732	41.627	33.982	186.0	10:50.419
5		1:56.242	43.466	40.406	32.370	194.0	12:33.879	5		2:00.923	45.558	41.270	34.095	186.5	12:51.342
6		1:55.530	43.203	39.943	32.384	195.6	14:29.409	6		2:00.867	45.858	41.255	33.754	180.4	14:52.209
7		1:56.612	44.181	39.931	32.500	190.4	16:26.021	7		1:59.371	44.853	41.098	33.420	188.4	16:51.580
8		1:55.432	43.212	40.020	32.200	189.4	18:21.453	8		1:59.536	44.549	40.840	34.147	187.0	18:51.116
9		2:01.581	43.100	39.830	38.651	188.9	20:23.034	9		2:03.296	45.699	42.609	34.988	185.0	20:54.412
10		2:58.467	1:03.833	1:14.912	39.722	89.8	23:21.501	10		2:41.005	46.878	1:15.337	38.790	184.6	23:35.417
11		1:55.334	42.878	40.232	32.224	190.4	25:16.835	11		1:59.646	44.876	41.201	33.569	183.2	25:35.063
12		1:54.911	42.850	40.066	31.995	194.0	27:11.746	12		2:01.733	45.180	42.096	34.457	186.0	27:36.796





Circuit Ricardo Tormo
Caterham Cup ROADSPORT
Race - 2
Lap Analysis



67

Biasse Jean-Claude

81

Fleury François-Xavier

ST ELOI

ST ELOI

Lap	D	Time	Sector 1	Sector 2	Sector 3	T. Spd	Elapsed	Lap	D	Time	Sector 1	Sector 2	Sector 3	T. Spd	Elapsed
1		2:47.939	1:04.524	43.968	59.447	161.7	2:47.939	1		2:34.495	57.362	41.990	55.143	163.6	2:34.495
2		3:05.880	1:16.121	58.486	51.273	139.5	5:53.819	2		3:07.100	1:13.298	1:01.133	52.669	110.7	5:41.595
3		3:04.939	1:11.692	1:05.766	47.481	80.7	8:58.758	3		3:03.470	1:12.052	1:05.721	45.697	74.3	8:45.065
4		2:08.444	48.071	44.256	36.117	177.7	11:07.202	4		1:58.344	44.301	40.846	33.197	184.6	10:43.409
5		2:09.459	48.682	44.775	36.002	172.6	13:16.661	5		1:55.831	43.388	40.503	31.940	189.9	12:39.240
6		2:11.180	49.261	45.398	36.521	170.6	15:27.841	6		1:57.383	44.216	40.586	32.581	192.5	14:36.623
7		2:12.064	49.951	45.365	36.748	169.0	17:39.905	7		1:56.682	43.758	40.446	32.478	193.5	16:33.305
8		2:11.642	49.372	44.803	37.467	169.4	19:51.547	8		1:55.486	43.039	40.365	32.082	182.2	18:28.791
9		2:27.773	55.384	48.747	43.642	126.5	22:19.320	9		2:01.737	43.136	43.203	35.398	185.0	20:30.528
10		2:21.408	57.012	47.359	37.037	127.8	24:40.728	10		2:55.009	1:01.197	1:15.942	37.870	103.7	23:25.537
11		2:08.879	48.379	44.641	35.859	169.0	26:49.607	11		1:54.979	42.739	40.206	32.034	188.9	25:20.516
12		2:09.876	48.530	45.236	36.110	169.4	28:59.483	12		1:54.883	42.697	40.278	31.908	187.9	27:15.399

69

Leboucher Ugo

86

Croizon Jeremy

ST ELOI

IND

Lap	D	Time	Sector 1	Sector 2	Sector 3	T. Spd	Elapsed	Lap	D	Time	Sector 1	Sector 2	Sector 3	T. Spd	Elapsed
1		2:23.595	54.509	40.801	48.285	152.8	2:23.595	1		2:33.699	57.578	41.353	54.768	173.9	2:33.699
2		3:09.266	1:14.230	1:01.900	53.136	85.2	5:32.861	2		3:07.216	1:13.602	1:01.126	52.488	99.5	5:40.915
3		3:06.559	1:12.521	1:06.543	47.495	88.9	8:39.420	3		3:04.085	1:12.340	1:05.847	45.898	72.6	8:45.000
4		1:57.572	43.436	41.165	32.971	190.4	10:36.992	4		1:58.689	45.441	40.685	32.563	189.4	10:43.689
5		1:55.558	43.024	40.263	32.271	188.4	12:32.550	5		1:57.019	44.147	40.533	32.339	190.9	12:40.708
6		1:54.674	42.852	39.954	31.868	186.0	14:27.224	6		1:56.843	43.733	40.653	32.457	188.4	14:37.551
7		1:54.030	42.802	39.563	31.665	185.0	16:21.254	7		1:57.530	44.575	40.762	32.193	187.9	16:35.081
8		1:54.589	42.850	40.091	31.648	188.9	18:15.843	8		1:57.022	43.694	40.448	32.880	193.0	18:32.103
9		2:05.219	43.485	40.261	41.473	192.0	20:21.062	9		2:06.234	44.263	45.590	36.381	188.9	20:38.337
10		2:59.109	1:04.856	1:14.682	39.571	91.7	23:20.171	10		2:48.490	56.356	1:14.217	37.917	128.5	23:26.827
11		1:55.245	43.604	39.894	31.747	187.5	25:15.416	11		1:56.878	43.829	40.598	32.451	186.5	25:23.705
12		1:55.265	43.549	40.033	31.683	187.0	27:10.681	12		1:58.747	45.202	40.874	32.671	178.2	27:22.452

72

Chazal Yoan

88

Gauthier Pierre-Gilles

ST ELOI

ST ELOI

Lap	D	Time	Sector 1	Sector 2	Sector 3	T. Spd	Elapsed	Lap	D	Time	Sector 1	Sector 2	Sector 3	T. Spd	Elapsed
1		2:37.341	57.947	41.974	57.420	162.8	2:37.341	1		2:37.341	57.947	41.974	57.420	162.8	2:37.341
2		3:06.899	1:13.566	1:00.964	52.369	118.8	5:44.240	2		3:06.899	1:13.566	1:00.964	52.369	118.8	5:44.240
3		3:04.321	1:11.729	1:06.893	45.699	75.0	8:48.561	3		3:04.321	1:11.729	1:06.893	45.699	75.0	8:48.561
4		1:59.627	44.737	41.589	33.301	180.9	10:48.188	4		1:59.627	44.737	41.589	33.301	180.9	10:48.188
5		1:59.124	45.160	41.083	32.881	182.7	12:47.312	5		1:59.124	45.160	41.083	32.881	182.7	12:47.312
6		1:58.971	45.034	41.017	32.920	188.4	14:46.283	6		1:58.971	45.034	41.017	32.920	188.4	14:46.283
7		1:57.482	43.983	40.902	32.597	187.5	16:43.765	7		1:57.482	43.983	40.902	32.597	187.5	16:43.765
8		1:58.763	44.185	41.038	33.540	185.5	18:42.528	8		1:58.763	44.185	41.038	33.540	185.5	18:42.528
9		2:03.732	44.679	44.052	35.001	182.2	20:46.260	9		2:03.732	44.679	44.052	35.001	182.2	20:46.260
10		2:45.544	53.298	1:15.659	36.587	156.1	23:31.804	10		2:45.544	53.298	1:15.659	36.587	156.1	23:31.804
11		1:56.482	43.516	40.610	32.356	183.6	25:28.286	11		1:56.482	43.516	40.610	32.356	183.6	25:28.286
12		1:57.007	44.051	40.605	32.351	190.4	27:25.293	12		1:57.007	44.051	40.605	32.351	190.4	27:25.293

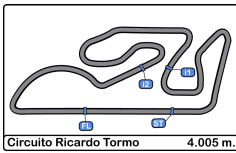
80

Caspar Arnaud

ST ELOI

Lap	D	Time	Sector 1	Sector 2	Sector 3	T. Spd	Elapsed	Lap	D	Time	Sector 1	Sector 2	Sector 3	T. Spd	Elapsed
1		2:43.142	59.262	42.401	1:01.479	169.8	2:43.142	1		2:43.142	59.262	42.401	1:01.479	169.8	2:43.142
2		3:06.482	1:15.447	59.811	51.224	125.0	5:49.624	2		3:06.482	1:15.447	59.811	51.224	125.0	5:49.624
3		3:03.966	1:12.085	1:05.540	46.341	86.3	8:53.590	3		3:03.966	1:12.085	1:05.540	46.341	86.3	8:53.590
4		1:59.042	44.551	41.241	33.250	182.2	10:52.632	4		1:59.042	44.551	41.241	33.250	182.2	10:52.632
5		1:58.943	44.239	41.342	33.362	185.0	12:51.575	5		1:58.943	44.239	41.342	33.362	185.0	12:51.575
6		1:58.754	44.300	41.194	33.260	187.5	14:50.329	6		1:58.754	44.300	41.194	33.260	187.5	14:50.329
7		1:59.541	45.230	40.860	33.451	177.7	16:49.870	7		1:59.541	45.230	40.860	33.451	177.7	16:49.870
8		1:59.262	44.477	40.907	33.878	184.6	18:49.132	8		1:59.262	44.477	40.907	33.878	184.6	18:49.132
9		1:59.310	44.085	41.463	33.762	181.3	20:48.442	9		1:59.310	44.085	41.463	33.762	181.3	20:48.442
10		2:45.612	52.280	1:15.387	37.945	177.3	23:34.054	10		2:45.612	52.280	1:15.387	37.945	177.3	23:34.054
11		1:57.010	43.682	40.912	32.416	182.2	25:31.064	11		1:57.010	43.682	40.912	32.416	182.2	25:31.064
12		1:57.732	43.718	41.048	32.966	185.0	27:28.796	12		1:57.732	43.718	41.048	32.966	185.0	27:28.796





Circuit Ricardo Tormo
Caterham Cup ROADSPORT
Race - 2
Lap Analysis



281

Aggoun Arnaud

CCF

Lap	D	Time	Sector 1	Sector 2	Sector 3	T. Spd	Elapsed
1		2:38.859	58.312	42.648	57.899	170.2	2:38.859
2		3:06.340	1:14.963	1:01.000	50.377	120.6	5:45.199
3		3:03.947	1:12.021	1:06.469	45.457	79.9	8:49.146
4		1:59.185	45.018	41.088	33.079	189.4	10:48.331
5		1:57.798	44.187	40.589	33.022	187.5	12:46.129
6		1:57.114	44.101	40.207	32.806	189.4	14:43.243
7		1:57.233	43.852	40.688	32.693	189.4	16:40.476
8		1:56.971	43.873	40.178	32.920	190.4	18:37.447
9		2:06.151	44.336	45.353	36.462	188.4	20:43.598
10		2:45.767	53.676	1:14.955	37.136	158.5	23:29.365
11		1:57.936	44.117	40.770	33.049	190.4	25:27.301
12		1:56.338	43.400	40.188	32.750	187.9	27:23.639

599

Domange Frédéric

ST ELOI

Lap	D	Time	Sector 1	Sector 2	Sector 3	T. Spd	Elapsed
1		2:32.377	57.124	41.378	53.875	165.8	2:32.377
2		3:07.870	1:12.184	1:01.160	54.526	104.6	5:40.247
3		3:03.430	1:10.822	1:06.055	46.553	80.0	8:43.677
4		1:56.843	43.813	40.756	32.274	191.4	10:40.520
5		1:58.248	43.624	42.487	32.137	187.5	12:38.768
6		1:57.499	44.334	40.653	32.512	186.5	14:36.267
7		1:57.989	45.575	40.474	31.940	183.2	16:34.256
8		1:56.917	43.898	40.710	32.309	200.0	18:31.173
9		2:03.020	43.653	44.212	35.155	193.5	20:34.193
10		2:51.796	58.193	1:15.678	37.925	124.1	23:25.989
11		1:58.211	44.157	41.457	32.597	189.9	25:24.200
12		1:57.792	44.185	40.882	32.725	193.5	27:21.992

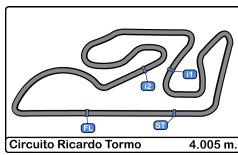


YOKOHAMA

MOTUL

GT2

DepanceL



Circuit Ricardo Tormo
Caterham Cup ROADSPORT
Race - 2



Analysis by Lap

Num	Lap Time	Gap
Lap 1		
47	2:17.368	
1	2:18.118	00.750
44	2:18.995	01.627
22	2:20.743	03.375
23	2:21.158	03.790
7	2:22.341	04.973
25	2:23.106	05.738
69	2:23.595	06.227
53	2:24.607	07.239
8	2:25.758	08.390
12	2:27.482	10.114
46	2:28.481	11.113
34	2:29.332	11.964
55	2:30.267	12.899
19	2:30.695	13.327
3	2:31.779	14.411
599	2:32.377	15.009
86	2:33.699	16.331
81	2:34.495	17.127
57	2:35.086	17.718
26	2:35.815	18.447
52	2:36.270	18.902
88	2:37.341	19.973
281	2:38.859	21.491
63	2:40.607	23.239
14	2:41.201	23.833
33	2:42.773	25.405
80	2:43.142	25.774
4	2:43.481	26.113
28	2:45.513	28.145
16	2:45.839	28.471
67	2:47.939	30.571
Num Lap Time Gap		
Lap 2		
47	3:09.441	
1	3:09.713	01.022
44	3:09.300	01.486
22	3:08.647	02.581
23	3:08.743	03.092
7	3:08.926	04.458
25	3:09.068	05.365
69	3:09.266	06.052
53	3:08.707	06.505
8	3:08.829	07.778
12	3:08.296	08.969
46	3:08.196	09.868
34	3:08.176	10.699
55	3:07.899	11.357
19	3:08.157	12.043
3	3:08.031	13.001
599	3:07.870	13.438
86	3:07.216	14.106
81	3:07.100	14.786
57	3:07.398	15.675
26	3:07.239	16.245
52	3:07.532	16.993

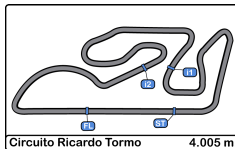
Num	Lap Time	Gap
88	3:06.899	17.431
281	3:06.340	18.390
63	3:05.845	19.643
14	3:06.434	20.826
33	3:06.103	22.067
80	3:06.482	22.815
4	3:06.694	23.366
28	3:05.957	24.661
16	3:06.621	25.651
67	3:05.880	27.010
Num Lap Time Gap		
Lap 3		
47	3:09.549	
1	3:08.624	00.097
44	3:08.655	00.592
22	3:07.854	00.886
23	3:07.936	01.479
7	3:07.491	02.400
25	3:07.006	02.822
69	3:06.559	03.062
53	3:06.558	03.514
8	3:05.926	04.155
12	3:05.130	04.550
46	3:04.708	05.027
34	3:04.245	05.395
55	3:03.806	05.614
19	3:03.873	06.367
3	3:03.411	06.863
599	3:03.430	07.319
86	3:04.085	08.642
81	3:03.470	08.707
57	3:03.249	09.375
26	3:02.980	09.676
52	3:03.471	10.915
88	3:04.321	12.203
281	3:03.947	12.788
63	3:03.626	13.720
14	3:04.878	16.155
33	3:03.835	16.353
80	3:03.966	17.232
4	3:04.811	18.628
28	3:03.770	18.882
16	3:03.033	19.135
67	3:04.939	22.400
Num Lap Time Gap		
Lap 4		
1	1:53.680	
47	1:54.491	00.714
44	1:54.701	01.516
22	1:54.510	01.619
7	1:56.412	05.035
25	1:57.404	06.449
69	1:57.572	06.857
23	1:59.487	07.189
53	1:57.765	07.502
12	1:57.104	07.877
8	1:57.683	08.061

Num	Lap Time	Gap
46	1:57.093	08.343
34	1:56.882	08.500
55	1:56.863	08.700
3	1:56.165	09.251
19	1:57.736	10.326
599	1:56.843	10.385
26	1:56.667	12.566
81	1:58.344	13.274
86	1:58.689	13.554
57	1:58.564	14.162
52	1:57.779	14.917
88	1:59.627	18.053
281	1:59.185	18.196
63	2:00.341	20.284
33	1:58.126	20.702
14	1:59.284	21.662
80	1:59.042	22.497
4	2:00.764	25.615
16	2:01.240	26.598
28	2:02.563	27.668
67	2:08.444	37.067
Num Lap Time Gap		
Lap 5		
1	1:53.563	
47	1:53.398	00.549
22	1:53.876	01.932
44	1:54.125	02.078
7	1:55.122	06.594
25	1:55.860	08.746
69	1:55.558	08.852
23	1:56.111	09.737
53	1:56.242	10.181
8	1:55.956	10.454
12	1:56.267	10.581
34	1:55.935	10.872
55	1:56.072	11.209
46	1:56.995	11.775
3	1:56.117	11.805
26	1:55.154	14.157
19	1:58.236	14.999
599	1:58.248	15.070
81	1:55.831	15.542
86	1:57.019	17.010
57	1:57.416	18.015
52	1:57.861	19.215
281	1:57.798	22.431
88	1:59.124	23.614
33	1:57.092	24.231
63	2:00.923	27.644
14	1:59.655	27.754
80	1:58.943	27.877
4	2:00.550	32.602
16	2:00.624	33.659
28	2:01.132	35.237
67	2:09.459	52.963

Num	Lap Time	Gap
Lap 6		
1	1:53.138	
47	1:53.463	00.874
22	1:54.389	03.183
44	1:54.459	03.399
7	1:55.347	08.803
69	1:54.674	10.388
25	1:55.822	11.430
53	1:55.530	12.573
23	1:56.183	12.782
8	1:55.774	13.090
12	1:56.429	13.872
55	1:56.108	14.179
34	1:56.501	14.235
3	1:55.697	14.364
26	1:54.337	15.356
46	1:57.113	15.750
599	1:57.499	19.431
19	1:57.770	19.631
81	1:57.383	19.787
86	1:56.843	20.715
57	1:57.699	22.576
52	1:56.633	22.710
281	1:57.114	26.407
33	1:57.027	28.120
88	1:58.971	29.447
80	1:58.754	33.493
14	1:59.049	33.665
63	2:00.867	35.373
4	1:59.769	39.233
16	1:59.850	40.371
28	1:58.666	40.765
67	2:11.180	1:11.005
Num Lap Time Gap		
Lap 7		
1	1:53.213	
47	1:53.611	01.272
44	1:55.007	05.193
22	1:55.864	05.834
7	1:55.040	10.630
69	1:54.030	11.205
25	1:54.712	12.929
53	1:56.612	15.972
23	1:56.885	16.454
12	1:56.301	16.960
8	1:57.169	17.046
3	1:55.931	17.082
55	1:56.362	17.328
26	1:56.004	18.147
34	1:57.703	18.725
46	1:56.668	19.205
81	1:56.682	23.256
19	1:57.449	23.867
599	1:57.989	24.207
86	1:57.530	25.032
52	1:55.844	25.341
57	1:57.914	27.277

Num	Lap Time	Gap
281	1:57.233	30.427
33	1:56.737	31.644
88	1:57.482	33.716
14	1:58.540	38.992
80	1:59.541	39.821
63	1:59.371	41.531
4	1:59.545	45.565
16	2:00.285	47.443
28	2:02.151	49.703
67	2:12.064	1:29.856
Num Lap Time Gap		
Lap 8		
1	1:53.194	
47	1:53.179	01.257
44	1:54.762	06.761
22	1:55.632	08.272
7	1:54.903	12.339
69	1:54.589	12.600
25	1:55.415	15.150
53	1:55.432	18.210
23	1:55.810	19.070
3	1:55.389	19.277
55	1:55.524	19.658
26	1:55.715	20.668
12	1:57.933	21.699
34	1:56.197	21.728
8	1:58.408	22.260
81	1:55.486	25.548
19	1:56.827	27.500
599	1:56.917	27.930
86	1:57.022	28.860
52	1:57.937	30.084
57	1:58.076	32.159
281	1:56.971	34.204
33	1:57.126	35.576
88	1:58.763	39.285
14	1:58.455	44.253
80	1:59.262	45.889
63	1:59.536	47.873
4	2:00.974	53.345
16	2:00.501	54.750
28	2:07.789	1:04.298
67	2:11.642	1:48.304
Num Lap Time Gap		
Lap 9		
1	2:13.845	
47	2:13.825	01.237
44	2:08.757	01.673
22	2:08.115	02.542
7	2:05.186	03.680
69	2:05.219	03.974
25	2:03.738	05.043
53	2:01.581	05.946
3	2:00.976	06.408
55	2:01.173	06.986
23	2:02.017	07.242
26	2:01.082	07.905





Circuit Ricardo Tormo
Caterham Cup ROADSPORT
Race - 2



Analysis by Lap

Circuito Ricardo Tormo 4.005 m.

Num	Lap Time	Gap	Num	Lap Time	Gap	Num	Lap Time	Gap
34	2:04.155	12.038	22	1:55.548	04.256	4	2:02.581	36.140
12	2:04.675	12.529	7	1:55.223	04.302	16	2:00.338	36.969
8	2:04.711	13.126	69	1:55.245	04.907	28	1:59.820	47.386
81	2:01.737	13.440	25	1:55.613	06.032	67	2:09.876	1:56.012
599	2:03.020	17.105	53	1:55.334	06.326			
86	2:06.234	21.249	3	1:55.289	06.648			
52	2:05.872	22.111	55	1:55.039	06.953			
57	2:04.749	23.063	26	1:54.666	07.593			
281	2:06.151	26.510	23	1:55.808	08.143			
33	2:05.587	27.318	34	1:55.340	08.676			
19	2:13.974	27.629	12	1:55.539	08.995			
88	2:03.732	29.172	8	1:54.954	09.136			
14	1:59.813	30.221	81	1:54.979	10.007			
80	1:59.310	31.354	86	1:56.878	13.196			
63	2:03.296	37.324	599	1:58.211	13.691			
4	2:01.162	40.662	57	1:57.448	15.218			
16	2:05.291	46.196	281	1:57.936	16.792			
28	2:07.372	57.825	33	1:57.502	17.282			
67	2:27.773	2:02.232	19	1:57.062	17.399			

Num Lap Time Gap

Lap 10

1	3:00.062	
47	2:59.635	00.810
44	3:00.358	01.969
22	2:59.587	02.067
7	2:58.820	02.438
69	2:59.109	03.021
25	2:58.797	03.778
53	2:58.467	04.351
3	2:58.372	04.718
55	2:58.349	05.273
23	2:58.514	05.694
26	2:58.443	06.286
34	2:54.719	06.695
12	2:54.348	06.815
8	2:54.477	07.541
81	2:55.009	08.387
599	2:51.796	08.839
86	2:48.490	09.677
52	2:47.853	09.902
57	2:48.128	11.129
281	2:45.767	12.215
33	2:45.883	13.139
19	2:46.129	13.696
88	2:45.544	14.654
14	2:45.337	15.496
80	2:45.612	16.904
63	2:41.005	18.267
4	2:39.010	19.610
16	2:34.250	20.384
28	2:22.800	20.563
67	2:21.408	1:23.578

Num Lap Time Gap

Lap 11

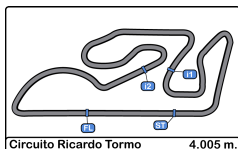
1	1:53.359	
47	1:53.348	00.799
44	1:55.049	03.659

Num Lap Time Gap

Lap 12

14	1:57.358	19.495
80	1:57.010	20.555
63	1:59.646	24.554
4	2:00.270	26.521
16	2:02.568	29.593
52	2:13.079	29.622
28	2:13.324	40.528
67	2:08.879	1:39.098
1	1:52.962	
47	1:53.630	01.467
44	1:54.279	04.976
7	1:55.162	06.502
22	1:55.692	06.986
69	1:55.265	07.210
53	1:54.911	08.275
3	1:54.812	08.498
26	1:55.130	09.761
25	1:57.035	10.105
55	1:56.267	10.258
23	1:55.276	10.457
12	1:55.177	11.210
34	1:55.685	11.399
8	1:55.426	11.600
81	1:54.883	11.928
599	1:57.792	18.521
86	1:58.747	18.981
57	1:57.618	19.874
281	1:56.338	20.168
33	1:56.454	20.774
19	1:56.692	21.129
88	1:57.007	21.822
14	1:56.538	23.071
80	1:57.732	25.325
63	2:01.733	33.325
52	1:56.969	33.629





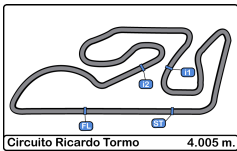
Circuit Ricardo Tormo
Caterham Cup ROADSPORT
Race - 2



Best Sectors Results

Sector - 1				Sector - 2				Sector - 3				Ideal Lap vs Best Lap			
Clas	Nº	Driver	Time	Nº	Driver	Time	Nº	Driver	Time	Clas	Nº	Driver	Ideal Lap	Best Lap	Clas
1	47	Di Palma Christian	41.964	1	Mota Mickael	39.332	1	Mota Mickael	31.252	1	1	Mota Mickael	1:52.751	1:52.962	1
2	1	Mota Mickael	42.167	47	Di Palma Christian	39.381	47	Di Palma Christian	31.443	2	47	Di Palma Christian	1:52.788	1:53.179	2
3	22	Palanque Dominique	42.220	69	Leboucher Ugo	39.563	44	Dépierre Arthur	31.549	3	22	Palanque Dominique	1:53.572	1:53.876	3
4	3	Farines Benoit	42.562	26	Laganier Stephan	39.606	22	Palanque Dominique	31.589	4	44	Dépierre Arthur	1:53.940	1:54.125	5
5	55	Semaille Bertrand	42.671	44	Dépierre Arthur	39.653	55	Semaille Bertrand	31.608	5	55	Semaille Bertrand	1:53.999	1:55.039	13
6	25	Monjalet Thomas	42.672	3	Farines Benoit	39.666	7	Veyrat Guillaume	31.640	6	69	Leboucher Ugo	1:54.013	1:54.030	4
7	81	Fleury François-Xavier	42.697	55	Semaille Bertrand	39.720	69	Leboucher Ugo	31.648	7	3	Farines Benoit	1:54.157	1:54.812	8
8	44	Dépierre Arthur	42.738	7	Veyrat Guillaume	39.746	26	Laganier Stephan	31.846	8	26	Laganier Stephan	1:54.252	1:54.337	6
9	26	Laganier Stephan	42.800	22	Palanque Dominique	39.763	8	Bodard Xavier	31.865	9	7	Veyrat Guillaume	1:54.454	1:54.903	10
10	69	Leboucher Ugo	42.802	53	Buathier Sébastien	39.830	81	Fleury François-Xavier	31.908	10	53	Buathier Sébastien	1:54.675	1:54.911	11
11	53	Buathier Sébastien	42.850	25	Monjalet Thomas	39.923	3	Farines Benoit	31.929	11	25	Monjalet Thomas	1:54.712	1:54.712	7
12	34	Djiane Stephane	42.951	23	Girardot Christophe	39.996	599	Domange Frédéric	31.940	12	81	Fleury François-Xavier	1:54.811	1:54.883	9
13	23	Girardot Christophe	42.985	12	Dallois Guillaume	40.010	53	Buathier Sébastien	31.995	13	8	Bodard Xavier	1:54.954	1:54.954	12
14	8	Bodard Xavier	42.997	19	Auchere Herve	40.030	23	Girardot Christophe	32.006	14	23	Girardot Christophe	1:54.987	1:55.276	15
15	12	Dallois Guillaume	43.029	34	Djiane Stephane	40.041	12	Dallois Guillaume	32.077	15	34	Djiane Stephane	1:55.085	1:55.340	16
16	7	Veyrat Guillaume	43.068	8	Bodard Xavier	40.092	34	Djiane Stephane	32.093	16	12	Dallois Guillaume	1:55.116	1:55.177	14
17	52	Pietri Jean-Fabrice	43.146	281	Aggoun Arnaud	40.178	25	Monjalet Thomas	32.117	17	52	Pietri Jean-Fabrice	1:55.755	1:55.844	17
18	33	Lenoir Sebastien	43.278	81	Fleury François-Xavier	40.206	46	Herold Gaylor	32.164	18	19	Auchere Herve	1:56.014	1:56.692	23
19	14	Paris Jean-Laurent	43.341	52	Pietri Jean-Fabrice	40.347	86	Croizon Jeremy	32.193	19	599	Domange Frédéric	1:56.038	1:56.843	24
20	28	Aggoun Arnaud	43.400	33	Lenoir Sebastien	40.404	52	Pietri Jean-Fabrice	32.262	20	33	Lenoir Sebastien	1:56.150	1:56.454	19
21	88	Gauthier Pierre-Gilles	43.516	86	Croizon Jeremy	40.448	88	Gauthier Pierre-Gilles	32.351	21	46	Herold Gaylor	1:56.170	1:56.668	22
22	46	Herold Gaylor	43.522	599	Domange Frédéric	40.474	19	Auchere Herve	32.415	22	281	Aggoun Arnaud	1:56.271	1:56.338	18
23	19	Auchere Herve	43.569	46	Herold Gaylor	40.484	80	Caspar Arnaud	32.416	23	86	Croizon Jeremy	1:56.335	1:56.843	25
24	59	Domange Frédéric	43.624	14	Paris Jean-Laurent	40.495	33	Lenoir Sebastien	32.468	24	88	Gauthier Pierre-Gilles	1:56.472	1:56.482	20
25	57	Hudin Olivier	43.643	88	Gauthier Pierre-Gilles	40.605	57	Hudin Olivier	32.574	25	14	Paris Jean-Laurent	1:56.538	1:56.538	21
26	80	Caspar Arnaud	43.682	57	Hudin Olivier	40.741	281	Aggoun Arnaud	32.693	26	80	Caspar Arnaud	1:56.958	1:57.010	26
27	86	Croizon Jeremy	43.694	63	Perrinel Louis-Vincent	40.840	14	Paris Jean-Laurent	32.702	27	57	Hudin Olivier	1:56.958	1:57.416	27
28	28	Pinson Eric	44.452	80	Caspar Arnaud	40.860	28	Pinson Eric	32.864	28	28	Pinson Eric	1:58.227	1:58.666	28
29	63	Perrinel Louis-Vincent	44.549	28	Pinson Eric	40.911	16	Brun Stephane	33.176	29	63	Perrinel Louis-Vincent	1:58.809	1:59.371	29
30	4	Buathier Evelyne	44.762	16	Brun Stephane	41.466	4	Buathier Evelyne	33.263	30	16	Brun Stephane	1:59.451	1:59.850	31
31	16	Brun Stephane	44.809	4	Buathier Evelyne	41.520	63	Perrinel Louis-Vincent	33.420	31	4	Buathier Evelyne	1:59.545	1:59.545	30
32	67	Biasse Jean-Claude	48.071	67	Biasse Jean-Claude	43.968	67	Biasse Jean-Claude	35.859	32	67	Biasse Jean-Claude	2:07.898	2:08.444	32
33	72	Chazal Yoan	Transpo	72	Chazal Yoan	Transpo	72	Chazal Yoan	Transpo	33	72	Chazal Yoan	Transpo	Transpo	33
34	43	Maloisel Frédéric	Transpo	43	Maloisel Frédéric	Transpo	43	Maloisel Frédéric	Transpo	34	43	Maloisel Frédéric	Transpo	Transpo	34

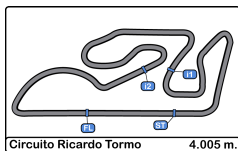




Circuit Ricardo Tormo
Caterham Cup ROADSPORT
Race - 2
Leader Sequence



N°	Driver	Nat	Team	Nat	Vehicle	Cat	Clas	Start Lap	End Lap	Laps	Total Laps
47	Di Palma Christian		IND					1	3	3	3
1	Mota Mickael		PALM					4	12	9	9



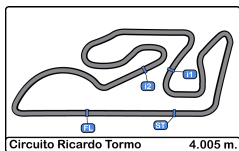
Circuit Ricardo Tormo
Caterham Cup ROADSPORT
Race - 2
Best 5 Lap Times



Circuito Ricardo Tormo 4.005 m

Cls	N°	Driver	Nat	Team	Nat	Vehicle	Cat	Cls	Best 1		Best 2		Best 3		Best 4		Best 5	
									Time	Lap	Time	Lap	Time	Lap	Time	Lap	Time	Lap
1	1	Mota Mickael	FRA	PALM	FRA				1:52.962	12	1:53.138	6	1:53.194	8	1:53.213	7	1:53.359	11
2	47	Di Palma Christian	FRA	IND	FRA				1:53.179	8	1:53.348	11	1:53.398	5	1:53.463	6	1:53.611	7
3	22	Palanque Dominique	FRA	IND	FRA				1:53.876	5	1:54.389	6	1:54.510	4	1:55.548	11	1:55.632	8
4	69	Leboucher Ugo	FRA	ST ELOI	FRA				1:54.030	7	1:54.589	8	1:54.674	6	1:55.245	11	1:55.265	12
5	44	Dépierre Arthur	FRA	ROSSELSP	FRA				1:54.125	5	1:54.279	12	1:54.459	6	1:54.701	4	1:54.762	8
6	26	Laganier Stephan	FRA	CCF	FRA				1:54.337	6	1:54.666	11	1:55.130	12	1:55.154	5	1:55.715	8
7	25	Monjalet Thomas	FRA	IND	FRA				1:54.712	7	1:55.415	8	1:55.613	11	1:55.822	6	1:55.860	5
8	3	Farines Benoit	FRA	PALM	FRA				1:54.812	12	1:55.289	11	1:55.389	8	1:55.697	6	1:55.931	7
9	81	Fleury François-Xavier	FRA	ST ELOI	FRA				1:54.883	12	1:54.979	11	1:55.486	8	1:55.831	5	1:56.682	7
10	7	Veyrat Guillaume	FRA	CCF	FRA				1:54.903	8	1:55.040	7	1:55.122	5	1:55.162	12	1:55.223	11
11	53	Buathier Sébastien	FRA	ROSSELSP	FRA				1:54.911	12	1:55.334	11	1:55.432	8	1:55.530	6	1:56.242	5
12	8	Bodard Xavier	FRA	ST ELOI	FRA				1:54.954	11	1:55.426	12	1:55.774	6	1:55.956	5	1:57.169	7
13	55	Semaille Bertrand	FRA	PALM	FRA				1:55.039	11	1:55.524	8	1:56.072	5	1:56.108	6	1:56.267	12
14	12	Dallois Guillaume	FRA	IND	FRA				1:55.177	12	1:55.539	11	1:56.267	5	1:56.301	7	1:56.429	6
15	23	Girardot Christophe	FRA	CCF	FRA				1:55.276	12	1:55.808	11	1:55.810	8	1:56.111	5	1:56.183	6
16	34	Djiane Stephane	FRA	CCF	FRA				1:55.340	11	1:55.685	12	1:55.935	5	1:56.197	8	1:56.501	6
17	52	Pietri Jean-Fabrice	FRA	CCF	FRA				1:55.844	7	1:56.633	6	1:56.969	12	1:57.779	4	1:57.861	5
18	281	Aggoun Arnaud	FRA	CCF	FRA				1:56.338	12	1:56.971	8	1:57.114	6	1:57.233	7	1:57.798	5
19	33	Lenoir Sebastien	FRA	IND	FRA				1:56.454	12	1:56.737	7	1:57.027	6	1:57.092	5	1:57.126	8
20	88	Gauthier Pierre-Gilles	FRA	ST ELOI	FRA				1:56.482	11	1:57.007	12	1:57.482	7	1:58.763	8	1:58.971	6
21	14	Paris Jean-Laurent	FRA	ROSSELSP	FRA				1:56.538	12	1:57.358	11	1:58.455	8	1:58.540	7	1:59.049	6
22	46	Herold Gaylor	FRA	CCF	FRA				1:56.668	7	1:56.995	5	1:57.093	4	1:57.113	6	2:28.481	1
23	19	Auchere Herve	FRA	ST ELOI	FRA				1:56.692	12	1:56.827	8	1:57.062	11	1:57.449	7	1:57.736	4
24	86	Croizon Jeremy	FRA	IND	FRA				1:56.843	6	1:56.878	11	1:57.019	5	1:57.022	8	1:57.530	7
25	599	Domange Frédéric	FRA	ST ELOI	FRA				1:56.843	4	1:56.917	8	1:57.499	6	1:57.792	12	1:57.989	7
26	80	Caspar Arnaud	FRA	ST ELOI	FRA				1:57.010	11	1:57.732	12	1:58.754	6	1:58.943	5	1:59.042	4
27	57	Hudin Olivier	FRA	IND	FRA				1:57.416	5	1:57.448	11	1:57.618	12	1:57.699	6	1:57.914	7
28	28	Pinson Eric	FRA	ST ELOI	FRA				1:58.666	6	1:59.820	12	2:01.132	5	2:02.151	7	2:02.563	4
29	63	Perrinel Louis-Vincent	FRA	ST ELOI	FRA				1:59.371	7	1:59.536	8	1:59.646	11	2:00.341	4	2:00.867	6
30	4	Buathier Evelyne	FRA	ROSSELSP	FRA				1:59.545	7	1:59.769	6	2:00.270	11	2:00.550	5	2:00.764	4
31	16	Brun Stephane	FRA	ROSSELSP	FRA				1:59.850	6	2:00.285	7	2:00.338	12	2:00.501	8	2:00.624	5
32	67	Biasse Jean-Claude	FRA	ST ELOI	FRA				2:08.444	4	2:08.879	11	2:09.459	5	2:09.876	12	2:11.180	6
33	43	Maloisel Frédéric	FRA	ROSSELSP	FRA													
34	72	Chazal Yoan	FRA	ST ELOI	FRA													



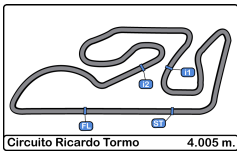


Circuit Ricardo Tormo
Caterham Cup ROADSPORT
Race - 2
Best 5 Top Speeds



Cls	N°	Driver	Nat	Team	Nat	Vehicle	Cat	Cls	Top 1		Top 2		Top 3		Top 4		Top 5		Avg
									Km/h	Lap	Km/h	Lap	Km/h	Lap	Km/h	Lap	Km/h	Lap	
1	23	Girardot Christophe	FRA	CCF	FRA				200.0	7	196.1	8	194.5	5	194.5	6	192.0	9	195.4
2	599	Domange Frédéric	FRA	ST ELOI	FRA				200.0	8	193.5	9	193.5	12	191.4	4	189.9	11	193.7
3	46	Herold Gaylor	FRA	CCF	FRA				199.4	5	193.0	6	192.5	4	189.9	7	189.4	8	192.8
4	34	Djiane Stephane	FRA	CCF	FRA				197.8	6	197.2	5	193.5	4	190.9	8	190.9	12	194.1
5	55	Semaille Bertrand	FRA	PALM	FRA				197.8	6	197.8	7	197.2	9	196.1	4	194.5	5	196.7
6	8	Bodard Xavier	FRA	ST ELOI	FRA				195.6	6	195.6	7	195.6	12	194.5	5	188.9	9	194.1
7	12	Dallois Guillaume	FRA	IND	FRA				195.6	6	191.4	11	190.9	5	190.4	8	189.9	9	191.7
8	53	Buathier Sébastien	FRA	ROSSELS	FRA				195.6	6	194.0	5	194.0	12	190.4	7	190.4	11	192.9
9	44	Dépierre Arthur	FRA	ROSSELS	FRA				194.5	7	187.9	4	185.5	6	183.6	9	182.7	12	186.9
10	3	Farines Benoit	FRA	PALM	FRA				194.0	9	194.0	11	194.0	12	193.0	5	191.4	7	193.3
11	47	Di Palma Christian	FRA	IND	FRA				193.5	8	192.5	12	190.4	7	190.4	9	189.4	6	191.2
12	81	Fleury François-Xavier	FRA	ST ELOI	FRA				193.5	7	192.5	6	189.9	5	188.9	11	187.9	12	190.6
13	26	Laganier Stephan	FRA	CCF	FRA				193.0	4	193.0	8	190.9	9	190.9	12	189.9	5	191.5
14	86	Croizon Jeremy	FRA	IND	FRA				193.0	8	190.9	5	189.4	4	188.9	9	188.4	6	190.1
15	22	Palanque Dominique	FRA	IND	FRA				192.5	4	189.9	5	189.4	7	187.9	8	186.0	6	189.1
16	7	Veyrat Guillaume	FRA	CCF	FRA				192.0	11	189.4	7	187.5	6	187.0	9	185.5	4	188.3
17	57	Hudin Olivier	FRA	IND	FRA				192.0	5	188.4	4	188.4	6	188.4	9	186.5	12	188.7
18	69	Leboucher Ugo	FRA	ST ELOI	FRA				192.0	9	190.4	4	188.9	8	188.4	5	187.5	11	189.4
19	52	Pietri Jean-Fabrice	FRA	CCF	FRA				191.4	8	190.4	11	189.9	5	188.4	7	187.5	9	189.5
20	25	Monjalet Thomas	FRA	IND	FRA				190.9	7	188.4	8	187.0	11	186.5	4	186.0	6	187.8
21	88	Gauthier Pierre-Gilles	FRA	ST ELOI	FRA				190.4	12	188.4	6	187.5	7	185.5	8	183.6	11	187.1
22	281	Aggoun Arnaud	FRA	CCF	FRA				190.4	8	190.4	11	189.4	4	189.4	6	189.4	7	189.8
23	33	Lenoir Sebastien	FRA	IND	FRA				188.9	5	188.4	12	187.0	6	185.5	4	185.5	11	187.1
24	19	Auchere Herve	FRA	ST ELOI	FRA				188.4	7	187.5	8	187.0	11	186.0	4	186.0	6	187.0
25	63	Perrinel Louis-Vincent	FRA	ST ELOI	FRA				188.4	7	187.0	8	186.5	5	186.0	4	186.0	12	186.8
26	4	Buathier Evelyne	FRA	ROSSELS	FRA				187.9	6	187.9	12	187.0	7	186.0	5	186.0	11	187.0
27	16	Brun Stephane	FRA	ROSSELS	FRA				187.9	4	185.0	9	184.1	7	184.1	8	184.1	11	185.1
28	80	Caspar Arnaud	FRA	ST ELOI	FRA				187.5	6	185.0	5	185.0	12	184.6	8	182.2	4	184.9
29	14	Paris Jean-Laurent	FRA	ROSSELS	FRA				186.5	11	184.6	5	184.6	12	184.1	7	183.6	9	184.7
30	1	Mota Mickael	FRA	PALM	FRA				184.1	9	183.6	4	183.6	7	182.7	5	182.7	6	183.3
31	28	Pinson Eric	FRA	ST ELOI	FRA				181.3	12	180.4	6	178.2	11	176.4	9	176.0	5	178.5
32	67	Biasse Jean-Claude	FRA	ST ELOI	FRA				177.7	4	172.6	5	170.6	6	169.4	8	169.4	12	171.9
33	43	Maloisel Frédéric	FRA	ROSSELS	FRA				171.4	1									171.4
34	72	Chazal Yoan	FRA	ST ELOI	FRA				146.6	1									146.6













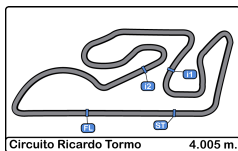


Circuit Ricardo Tormo
Caterham Cup ROADSPORT
Race - 2



Fastest Laps Sequence

Lap	Time of Day	Session Time	N°	Driver	Nat	Team	Nat	Vehicle	Cat	Time	Km/h
4	9:50:32.978	10:29.978	1	Mota Mickael	 FRA	PALM	 FRA			1:53.680	126.8
5	9:52:26.541	12:23.541	1	Mota Mickael	 FRA	PALM	 FRA			1:53.563	126.9
5	9:52:27.089	12:24.089	47	Di Palma Christian	 FRA	IND	 FRA			1:53.398	127.1
6	9:54:19.679	14:16.679	1	Mota Mickael	 FRA	PALM	 FRA			1:53.138	127.4
12	10:07:06.314	27:03.314	1	Mota Mickael	 FRA	PALM	 FRA			1:52.962	127.6



Circuit Ricardo Tormo
Caterham Cup ROADSPORT
Race - 2



Event Best Maximum Speed

N°	Driver	Nat	Team	Nat	Vehicle	Cat	Clas	Km/h	Session
23	Girardot Christophe		CCF					200.0	Race - 2
599	Domange Frédéric		ST ELOI					200.0	Race - 2
46	Herold Gaylor		CCF					199.4	Race - 2
34	Djiane Stephane		CCF					197.8	Race - 2
55	Semaille Bertrand		PALM					197.8	Race - 2
22	Palanque Dominique		IND					197.2	Qualifying - 2
47	Di Palma Christian		IND					196.7	Qualifying - 2
91	Marette Brice		CCF					196.1	Qualifying - 2
53	Buathier Sébastien		ROSSELSP					196.1	Race - 1
12	Dallois Guillaume		IND					195.6	Race - 2
8	Bodard Xavier		ST ELOI					195.6	Race - 2
44	Dépierre Arthur		ROSSELSP					194.5	Race - 2
72	Chazal Yoan		ST ELOI					194.0	Qualifying - 2
3	Farines Benoit		PALM					194.0	Race - 2
1	Mota Mickael		PALM					193.5	Qualifying - 1
81	Fleury François-Xavier		ST ELOI					193.5	Race - 2
7	Veyrat Guillaume		CCF					193.0	Qualifying - 2
26	Laganier Stephan		CCF					193.0	Race - 2
86	Croizon Jeremy		IND					193.0	Race - 2
57	Hudin Olivier		IND					192.0	Race - 2
69	Leboucher Ugo		ST ELOI					192.0	Race - 2
25	Monjalet Thomas		IND					191.4	Free Practice - 1
52	Pietri Jean-Fabrice		CCF					191.4	Race - 2
14	Paris Jean-Laurent		ROSSELSP					190.9	Free Practice - 2
281	Aggoun Arnaud		CCF					190.4	Race - 2
88	Gauthier Pierre-Gilles		ST ELOI					190.4	Race - 2
33	Lenoir Sebastien		IND					189.9	Free Practice - 1
4	Buathier Evelyne		ROSSELSP					189.4	Qualifying - 2
43	Maloisel Frédéric		ROSSELSP					189.4	Qualifying - 2
19	Auchere Herve		ST ELOI					188.9	Race - 1
16	Brun Stephane		ROSSELSP					188.4	Race - 1
63	Perrinel Louis-Vincent		ST ELOI					188.4	Race - 2
80	Caspar Arnaud		ST ELOI					187.5	Race - 2
28	Pinson Eric		ST ELOI					185.5	Free Practice - 2
67	Biasse Jean-Claude		ST ELOI					177.7	Race - 2

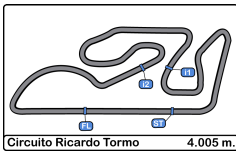


YOKOHAMA

MOTUL

GT2i

Depance

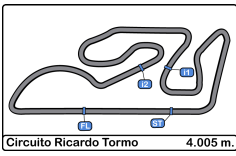


Circuit Ricardo Tormo
Caterham Cup ROADSPORT
Race - 2
Lap Chart



LAP

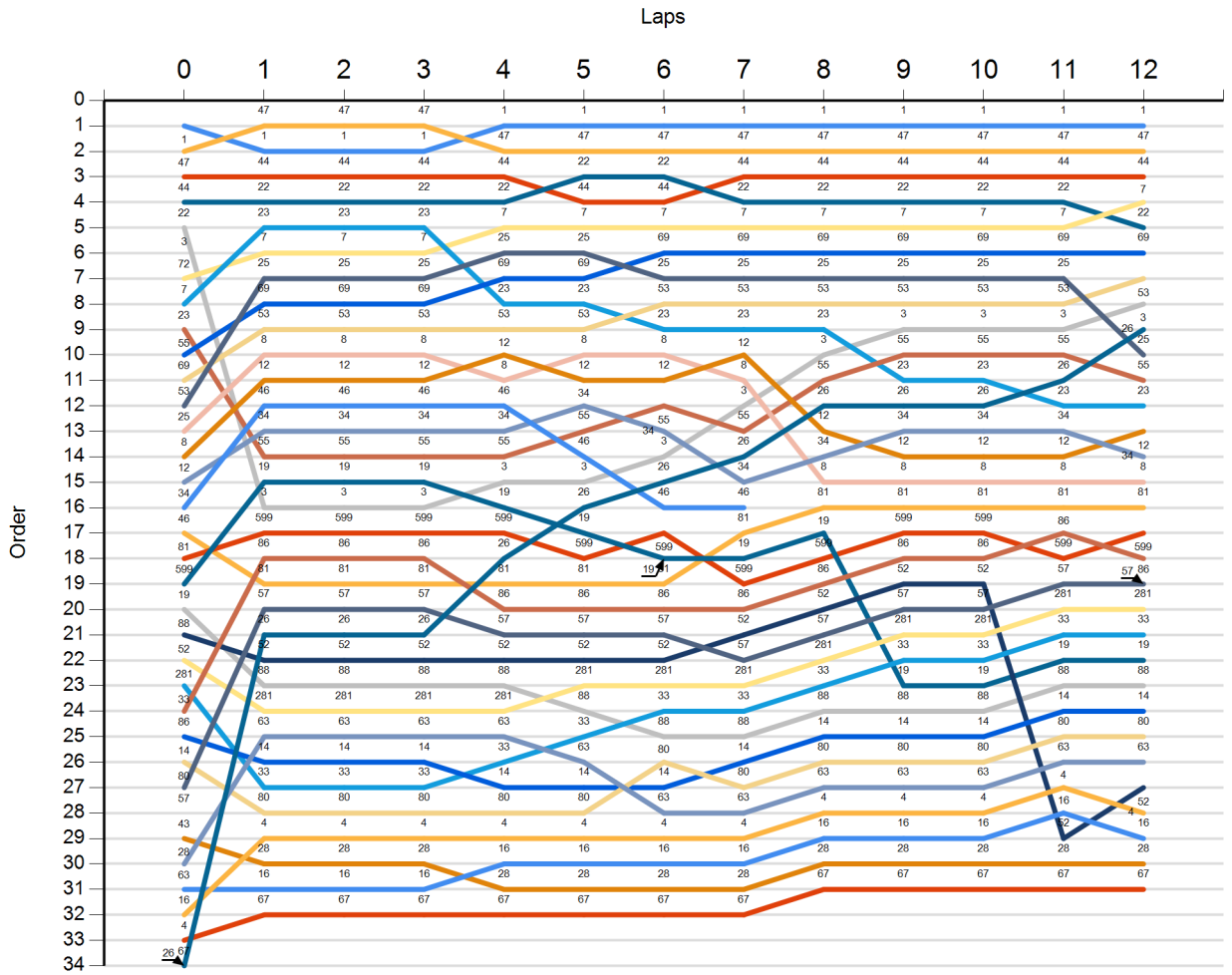
Nr	Pos	Grid	1	2	3	4	5	6	7	8	9	10	11	12
1	1	1	47	47	47	1	1	1	1	1	1	1	1	1
47	2	47	1	1	1	47	47	47	47	47	47	47	47	47
44	3	44	44	44	44	44	22	22	44	44	44	44	44	44
22	4	22	22	22	22	22	44	44	22	22	22	22	22	7
3	5	3	23	23	23	7	7	7	7	7	7	7	7	22
72	6	72	7	7	7	25	25	69	69	69	69	69	69	69
7	7	7	25	25	25	69	69	25	25	25	25	25	25	53
23	8	23	69	69	69	23	23	53	53	53	53	53	53	3
55	9	55	53	53	53	53	53	23	23	23	3	3	3	26
69	10	69	8	8	8	12	8	8	12	3	55	55	55	25
53	11	53	12	12	12	8	12	12	8	55	23	23	26	55
25	12	25	46	46	46	46	34	55	3	26	26	26	23	23
8	13	8	34	34	34	34	55	34	55	12	34	34	34	12
12	14	12	55	55	55	55	46	3	26	34	12	12	12	34
34	15	34	19	19	19	3	3	26	34	8	8	8	8	8
46	16	46	3	3	3	19	26	46	46	81	81	81	81	81
81	17	81	599	599	599	599	19	599	81	19	599	599	86	599
599	18	599	86	86	86	26	599	19	19	599	86	86	599	86
19	19	19	81	81	81	81	81	81	599	86	52	52	57	57
88	20	88	57	57	57	86	86	86	86	52	57	57	281	281
52	21	52	26	26	26	57	57	57	52	57	281	281	33	33
281	22	281	52	52	52	52	52	52	57	281	33	33	19	19
33	23	33	88	88	88	88	281	281	281	33	19	19	88	88
86	24	86	281	281	281	281	88	33	33	88	88	88	14	14
14	25	14	63	63	63	63	33	88	88	14	14	14	80	80
80	26	80	14	14	14	33	63	80	14	80	80	80	63	63
57	27	57	33	33	33	14	14	14	80	63	63	63	4	52
43	28	43	80	80	80	80	80	63	63	4	4	4	16	4
28	29	28	4	4	4	4	4	4	4	16	16	16	52	16
63	30	63	28	28	28	16	16	16	16	28	28	28	28	28
16	31	16	16	16	16	28	28	28	28	67	67	67	67	67
4	32	4	67	67	67	67	67	67	67					
67	33	67												
26	34	26												

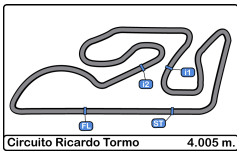


Circuit Ricardo Tormo
Caterham Cup ROADSPORT
Race - 2
Graphic Lap Chart



- 1
- 47
- 44
- 22
- 3
- 72
- 7
- 23
- 55
- 69
- 53
- 25
- 8
- 12
- 34
- 46
- 81
- 599
- 19
- 88
- 52
- 281
- 33
- 86
- 14
- 80
- 57
- 43
- 28
- 63
- 16
- 4
- 67
- 26

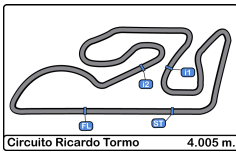




Circuit Ricardo Tormo
Caterham Cup ROADSPORT
Race - 2
Pit Stop Analysis



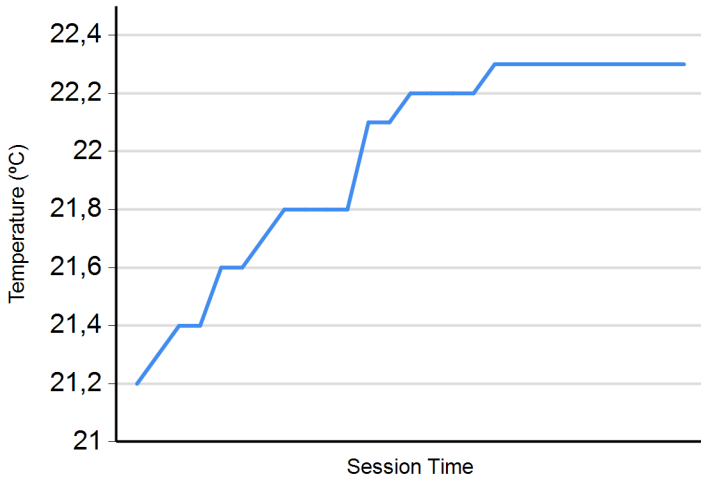
N°	In Day Time	Driver	Nat	Team	Nat	Vehicle	Cat	In Time	Stop N°	Pit Time	Handicap	Penalty
----	-------------	--------	-----	------	-----	---------	-----	---------	---------	----------	----------	---------



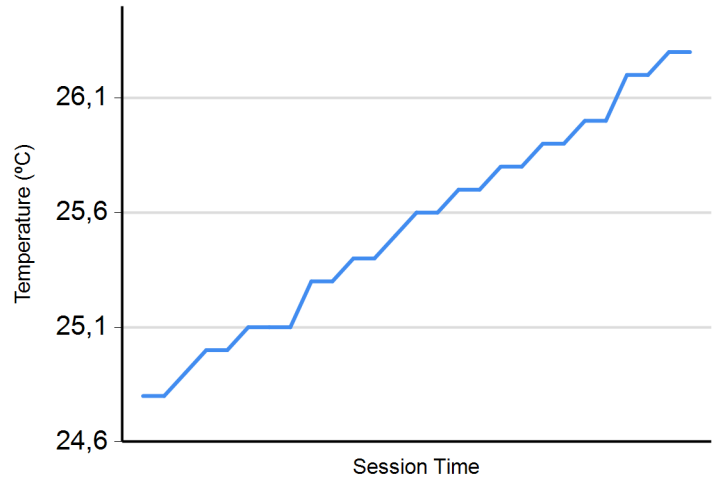
Circuit Ricardo Tormo
Caterham Cup ROADSPORT
Race - 2
Weather Report



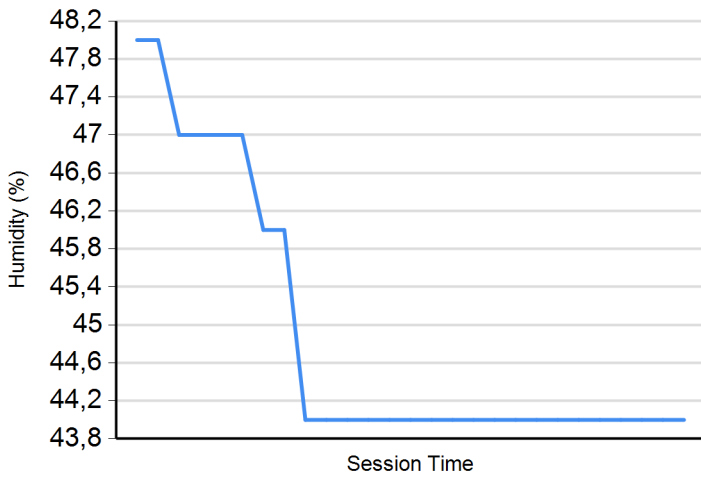
Air Temperature



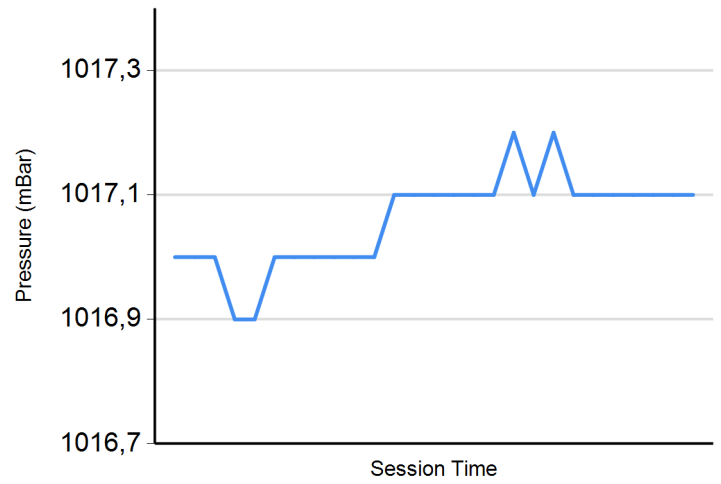
Track Temperature



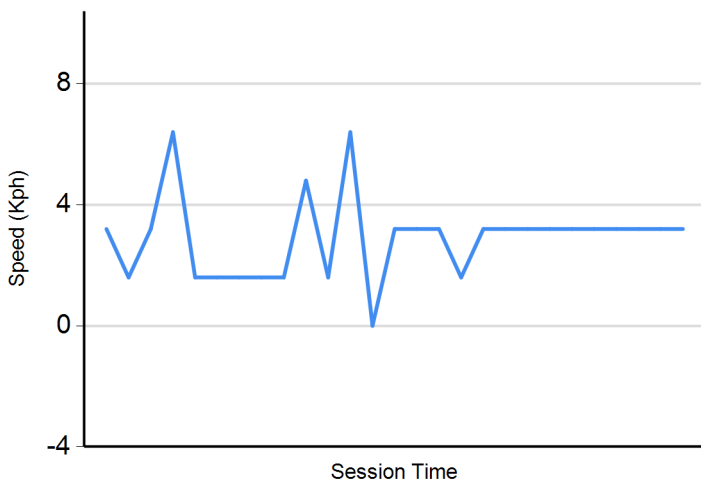
Humidity



Pressure



Wind Speed



Wind direction

North = 0°/360° Est = 90° South = 180° West = 270°

