

Circuit Ricardo Tormo
Caterham Cup 420R
Qualifying - 1
Provisional Results



Clas	Nº	Driver	Nat	Team	Nat	Vehicle	Cat	Clas	Laps	Best	Time	Gap	Interval	Km/h
1	1	Jaubert Mathys	FRA	PALM	FRA		A	1	12	7	1:47.289			134.3
2	52	Leguem David	FRA	ST ELOI	FRA		A	2	12	4	1:47.526	0.237	0.237	134.0
3	19	Azar Jeremy	FRA	ROSSELSP	FRA		A	3	12	11	1:47.832	0.543	0.306	133.7
4	35	Gassin Bastien	FRA	ST ELOI	FRA		A	4	12	8	1:47.855	0.566	0.023	133.6
5	2	Pretin Antoine	FRA	CCF	FRA		A	5	12	5	1:47.983	0.694	0.128	133.5
6	23	Wehrlen Pascal	FRA	PALM	FRA		B	1	12	5	1:48.027	0.738	0.044	133.4
7	30	Gachnang Gary	FRA	PALM	FRA		A	6	10	8	1:48.236	0.947	0.209	133.2
8	9	Bizet Henri	FRA	PALM	FRA		A	7	12	7	1:48.249	0.960	0.013	133.1
9	29	Moussier Eric	FRA	CCF	FRA		A	8	12	5	1:48.322	1.033	0.073	133.1
10	59	Clay Tristan	FRA	CCF	FRA		A	9	12	4	1:48.488	1.199	0.166	132.8
11	24	Noregral Bruno	FRA	PALM	FRA		A	10	12	7	1:48.492	1.203	0.004	132.8
12	40	Labescat Franck	FRA	CCF	FRA		A	11	11	9	1:48.499	1.210	0.007	132.8
13	12	Griffon Arnaud	FRA	CCF	FRA		A	12	11	4	1:48.591	1.302	0.092	132.7
14	60	Chatelain Francis	FRA	PALM	FRA		B	2	12	10	1:48.753	1.464	0.162	132.5
15	16	Huot Harold	FRA	ROSSELSP	FRA		A	13	12	6	1:48.843	1.554	0.090	132.4
16	44	Girardot Alain	FRA	CCF	FRA		B	3	12	3	1:48.844	1.555	0.001	132.4
17	18	Dallois Jean-Michel	FRA	IND	FRA		A	14	12	5	1:48.943	1.654	0.099	132.3
18	20	Chahinian Franck	FRA	CCF	FRA		A	15	12	5	1:49.084	1.795	0.141	132.1
19	88	Mignatelli Arnaud	FRA	CCF	FRA		A	16	12	10	1:49.125	1.836	0.041	132.1
20	75	Pinto Alexandre	FRA	ST ELOI	FRA		A	17	12	11	1:49.159	1.870	0.034	132.0
21	92	Loi Olivier	FRA	ST ELOI	FRA		A	18	8	2	1:49.271	1.982	0.112	131.9
22	3	Dallois Pierre-Emmanuel	FRA	IND	FRA		A	19	12	11	1:49.318	2.029	0.047	131.8
23	74	Gossiaux Jean-Philippe	FRA	ST ELOI	FRA		A	20	12	6	1:49.330	2.041	0.012	131.8
24	69	Quetaud Philippe	FRA	CCF	FRA		A	21	10	8	1:49.353	2.064	0.023	131.8
25	15	Cordel Hervé	FRA	CCF	FRA		B	4	12	8	1:49.471	2.182	0.118	131.7
26	98	Guerin Olivier	FRA	CCF	FRA		A	22	12	7	1:49.572	2.283	0.101	131.5
27	63	Allaire Frédéric	FRA	ST ELOI	FRA		A	23	12	7	1:49.670	2.381	0.098	131.4
28	25	Massoutre Olivier	FRA	CCF	FRA		B	5	12	5	1:49.786	2.497	0.116	131.3
29	11	Schmied Remy	FRA	IND	FRA		A	24	12	9	1:49.897	2.608	0.111	131.1
30	41	Meignan Pascal	FRA	ST ELOI	FRA		B	6	12	6	1:50.114	2.825	0.217	130.9
31	211	Trotin Arnaud	FRA	ROSSELSP	FRA		A	25	11	9	1:50.130	2.841	0.016	130.9
32	68	Antoni Christophe	FRA	IND	FRA		A	26	12	9	1:50.436	3.147	0.306	130.5
33	76	Gossiaux Philippe	FRA	ST ELOI	FRA		B	7	9	4	1:51.193	3.904	0.757	129.6
34	32	Mignatelli Jean-Pierre	FRA	CCF	FRA		B	8	11	10	1:51.388	4.099	0.195	129.4
35	26	Delaisse François Clement	FRA	CCF	FRA		A	27	12	3	1:51.517	4.228	0.129	129.2
36	8	Senard Patrick	FRA	CCF	FRA		B	9	12	7	1:51.945	4.656	0.428	128.7
37	38	Boueix Claude	FRA	DOG RACING	FRA		B	10	10	2	1:52.450	5.161	0.505	128.2

*** PENALTIES**

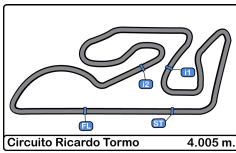
CARS 1,3,9,16,19,20,23,24,30,35,40,41,59,68,75 & 92 TIME DELETED DUE TRACK LIMITS

Published at:.....

Track Temp: 41.0 °C Air Temp: 25.3 °C Humidity: 47 % Track Status: DRY

Stewards:	Race Director:	Timekeeper:
------------------	-----------------------	------------------------





Circuit Ricardo Tormo
Caterham Cup 420R
Qualifying - 1



Provisional Results by Category

Clas	Nº	Driver	Nat	Team	Nat	Vehicle	Cat	Clas	Laps	Best	Time	Gap	Interval	Km/h
A														
1	1	Jaubert Mathys	FRA	PALM	FRA		A	1	12	7	1:47.289			134.3
2	52	Leguem David	FRA	ST ELOI	FRA		A	2	12	4	1:47.526	0.237	0.237	134.0
3	19	Azar Jeremy	FRA	ROSSELSP	FRA		A	3	12	11	1:47.832	0.543	0.306	133.7
4	35	Gassin Bastien	FRA	ST ELOI	FRA		A	4	12	8	1:47.855	0.566	0.023	133.6
5	2	Pretin Antoine	FRA	CCF	FRA		A	5	12	5	1:47.983	0.694	0.128	133.5
6	30	Gachnang Gary	FRA	PALM	FRA		A	6	10	8	1:48.236	0.947	0.253	133.2
7	9	Bizet Henri	FRA	PALM	FRA		A	7	12	7	1:48.249	0.960	0.013	133.1
8	29	Moussier Eric	FRA	CCF	FRA		A	8	12	5	1:48.322	1.033	0.073	133.1
9	59	Clay Tristan	FRA	CCF	FRA		A	9	12	4	1:48.488	1.199	0.166	132.8
10	24	Noregral Bruno	FRA	PALM	FRA		A	10	12	7	1:48.492	1.203	0.004	132.8
11	40	Labescat Franck	FRA	CCF	FRA		A	11	11	9	1:48.499	1.210	0.007	132.8
12	12	Griffon Arnaud	FRA	CCF	FRA		A	12	11	4	1:48.591	1.302	0.092	132.7
13	16	Huot Harold	FRA	ROSSELSP	FRA		A	13	12	6	1:48.843	1.554	0.252	132.4
14	18	Dallois Jean-Michel	FRA	IND	FRA		A	14	12	5	1:48.943	1.654	0.100	132.3
15	20	Chahinian Franck	FRA	CCF	FRA		A	15	12	5	1:49.084	1.795	0.141	132.1
16	88	Mignatelli Arnaud	FRA	CCF	FRA		A	16	12	10	1:49.125	1.836	0.041	132.1
17	75	Pinto Alexandre	FRA	ST ELOI	FRA		A	17	12	11	1:49.159	1.870	0.034	132.0
18	92	Loi Olivier	FRA	ST ELOI	FRA		A	18	8	2	1:49.271	1.982	0.112	131.9
19	3	Dallois Pierre-Emmanuel	FRA	IND	FRA		A	19	12	11	1:49.318	2.029	0.047	131.8
20	74	Gossiaux Jean-Philippe	FRA	ST ELOI	FRA		A	20	12	6	1:49.330	2.041	0.012	131.8
21	69	Quetaud Philippe	FRA	CCF	FRA		A	21	10	8	1:49.353	2.064	0.023	131.8
22	98	Guerin Olivier	FRA	CCF	FRA		A	22	12	7	1:49.572	2.283	0.219	131.5
23	63	Allaire Frédéric	FRA	ST ELOI	FRA		A	23	12	7	1:49.670	2.381	0.098	131.4
24	11	Schmied Remy	FRA	IND	FRA		A	24	12	9	1:49.897	2.608	0.227	131.1
25	211	Trotin Arnaud	FRA	ROSSELSP	FRA		A	25	11	9	1:50.130	2.841	0.233	130.9
26	68	Antoni Christophe	FRA	IND	FRA		A	26	12	9	1:50.436	3.147	0.306	130.5
27	26	Delaisse François Clement	FRA	CCF	FRA		A	27	12	3	1:51.517	4.228	1.081	129.2
B														
1	23	Wehrlen Pascal	FRA	PALM	FRA		B	1	12	5	1:48.027			133.4
2	60	Chatelain Francis	FRA	PALM	FRA		B	2	12	10	1:48.753	0.726	0.726	132.5
3	44	Girardot Alain	FRA	CCF	FRA		B	3	12	3	1:48.844	0.817	0.091	132.4
4	15	Cordel Hervé	FRA	CCF	FRA		B	4	12	8	1:49.471	1.444	0.627	131.7
5	25	Massoutre Olivier	FRA	CCF	FRA		B	5	12	5	1:49.786	1.759	0.315	131.3
6	41	Meignan Pascal	FRA	ST ELOI	FRA		B	6	12	6	1:50.114	2.087	0.328	130.9
7	76	Gossiaux Philippe	FRA	ST ELOI	FRA		B	7	9	4	1:51.193	3.166	1.079	129.6
8	32	Mignatelli Jean-Pierre	FRA	CCF	FRA		B	8	11	10	1:51.388	3.361	0.195	129.4
9	8	Senard Patrick	FRA	CCF	FRA		B	9	12	7	1:51.945	3.918	0.557	128.7
10	38	Boueix Claude	FRA	DOG RACING	FRA		B	10	10	2	1:52.450	4.423	0.505	128.2

*** PENALTIES**

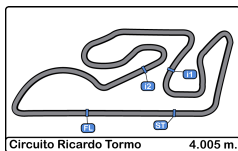
CARS 1,3,9,16,19,20,23,24,30,35,40,41,59,68,75 & 92 TIME DELETED DUE TRACK LIMITS

Published at:.....

Track Temp: 41.0 °C Air Temp: 25.3 °C Humidity: 47 % Track Status: DRY

Stewards:	Race Director:	Timekeeper:
------------------	-----------------------	------------------------





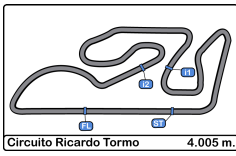
Circuit Ricardo Tormo
Caterham Cup 420R
Qualifying - 1
Lap Analysis



1 Jaubert Mathys						8 Senard Patrick							
A						PALM B						CCF	
Lap D	Time	Sector 1	Sector 2	Sector 3	T. Spd	Elapsed	Lap D	Time	Sector 1	Sector 2	Sector 3	T. Spd	Elapsed
1	16:12:25.576	16:11:13.622	40.539	31.415		16:12:25.576	1	16:12:52.303	16:11:36.277	43.230	32.796		16:12:52.303
2	1:49.334	40.843	38.626	29.865	213.6	16:14:14.910	2	1:52.921	43.092	39.079	30.750	201.6	16:14:45.224
3	1:47.662	40.300	37.832	29.530	217.5	16:16:02.572	3	1:52.340	42.283	39.357	30.700	201.6	16:16:37.564
4	1:47.665	40.227	37.542	29.896	217.5	16:17:50.237	4	1:54.044	42.500	40.116	31.428	201.1	16:18:31.608
5	1:47.409	40.294	37.588	29.527	209.9	16:19:37.646	5	1:53.348	42.964	39.625	30.759	200.5	16:20:24.956
6	1:49.201	40.998	37.735	30.468	215.5	16:21:26.847	6	1:53.749	43.351	39.111	31.287	201.1	16:22:18.705
7	1:47.289	40.211	37.546	29.532	207.4	16:23:14.136	7	1:51.945	41.890	39.242	30.813	203.3	16:24:10.650
8	1:47.896	40.326	37.743	29.827	211.1	16:25:02.032	8	1:52.785	42.738	39.465	30.582	201.1	16:26:03.435
9	1:48.433	40.598	37.796	29.739	208.6	16:26:50.165	9	1:52.885	42.406	39.475	31.004	201.6	16:27:56.320
10	1:47.393	40.230	37.574	29.589	206.8	16:28:37.558	10	1:53.713	42.470	39.831	31.412	200.5	16:29:50.033
11	1:47.597	40.027	37.724	29.846	211.7	16:30:25.155	11	1:53.488	42.675	39.766	31.047	200.5	16:31:43.521
12	2:29.968 P	50.605	47.996	51.367	184.1	16:32:55.123	12	2:29.791 P	42.595	41.502	1:05.694	201.1	16:34:13.312

2 Pretin Antoine						9 Bizet Henri							
A						CCF A						PALM	
Lap D	Time	Sector 1	Sector 2	Sector 3	T. Spd	Elapsed	Lap D	Time	Sector 1	Sector 2	Sector 3	T. Spd	Elapsed
1	16:12:51.444	16:11:37.198	41.915	32.331		16:12:51.444	1	16:12:21.035	16:11:10.536	40.316	30.183		16:12:21.035
2	1:48.863	41.070	37.898	29.895	200.0	16:14:40.307	2	1:48.825	40.987	37.913	29.925	208.6	16:14:09.860
3	1:48.642	40.729	37.712	30.201	202.8	16:16:28.949	3	1:48.344	40.483	37.899	29.962	205.1	16:15:58.204
4	1:48.125	40.486	37.923	29.716	204.5	16:18:17.074	4	1:48.912	40.706	38.067	30.139	205.1	16:17:47.116
5	1:47.983	40.307	37.889	29.787	205.1	16:20:05.057	5	1:48.407	40.639	37.823	29.945	212.3	16:19:35.523
6	2:11.482	49.327	48.832	33.323	212.3	16:22:16.539	6	1:48.468	40.508	38.002	29.958	205.1	16:21:23.991
7	1:48.397	40.629	37.858	29.910	201.1	16:24:04.936	7	1:48.249	40.533	37.987	29.729	205.7	16:23:12.240
8	1:48.514	40.751	37.970	29.793	202.8	16:25:53.450	8	1:51.363	40.995	40.082	30.286	206.3	16:25:03.603
9	1:48.144	40.359	37.982	29.803	204.5	16:27:41.594	9	1:48.527	40.483	38.229	29.815	210.5	16:26:52.130
10	1:48.117	40.490	37.834	29.793	203.9	16:29:29.711	10	1:49.340	40.665	38.116	30.529	209.9	16:28:41.440
11	1:48.673	40.545	38.026	30.102	206.3	16:31:18.384	11	1:48.250	40.460	38.056	29.734	212.3	16:30:29.690
12	2:45.591 P	42.959	52.315	1:10.317	203.9	16:34:03.975	12	2:39.562 P	51.901	48.624	59.037	211.1	16:33:09.252

3 Dallois Pierre-Emmanuel						11 Schmier Remy							
A						IND A						IND	
Lap D	Time	Sector 1	Sector 2	Sector 3	T. Spd	Elapsed	Lap D	Time	Sector 1	Sector 2	Sector 3	T. Spd	Elapsed
1	16:12:31.772	16:11:18.235	42.079	31.458		16:12:31.772	1	16:12:25.282	16:11:13.091	40.790	31.401		16:12:25.282
2	1:52.121	42.289	39.105	30.727	206.8	16:14:23.893	2	1:50.513	41.878	38.324	30.311	211.7	16:14:15.795
3	1:52.144	42.343	38.849	30.952	202.8	16:16:16.037	3	1:50.499	41.544	38.368	30.587	206.3	16:16:06.294
4	1:49.876	41.285	38.487	30.104	203.9	16:18:05.913	4	2:01.101	41.000	38.158	41.943	204.5	16:18:07.395
5	1:50.472	41.280	38.851	30.341	208.0	16:19:56.385	5	2:00.918	45.373	44.889	30.656	205.1	16:20:08.313
6	1:50.202	41.253	38.680	30.269	207.4	16:21:46.587	6	1:54.199	41.480	38.463	34.256	202.8	16:22:02.512
7	1:50.458	40.988	39.018	30.152	205.1	16:23:36.745	7	1:50.415	41.398	38.478	30.539	202.2	16:23:52.927
8	1:50.081	41.455	38.485	30.141	204.5	16:25:26.826	8	2:03.020	54.175	38.483	30.362	197.8	16:25:55.947
9	1:49.686	40.924	38.405	30.357	205.7	16:27:16.512	9	1:49.897	41.164	38.268	30.465	202.8	16:27:45.844
10	1:50.576	41.152	38.979	30.445	206.3	16:29:07.088	10	1:50.110	41.349	38.421	30.340	202.2	16:29:35.954
11	1:49.318	40.759	38.466	30.093	208.6	16:30:56.406	11	1:50.820	42.005	38.387	30.428	202.8	16:31:26.774
12	2:50.735 P	53.186	55.587	1:01.962	206.8	16:33:47.141	12	2:41.618 P	48.231	46.634	1:06.753	201.1	16:34:08.392



Circuit Ricardo Tormo
Caterham Cup 420R
Qualifying - 1
Lap Analysis



12

Griffon Arnaud

CCF

18

Dallois Jean-Michel

IND

Lap	D	Time	Sector 1	Sector 2	Sector 3	T. Spd	Elapsed	Lap	D	Time	Sector 1	Sector 2	Sector 3	T. Spd	Elapsed
1		16:12:38.443	16:11:26.884	39.555	32.004		16:12:38.443	1		16:12:30.752	16:11:17.359	42.375	31.018		16:12:30.752
2		1:48.843	41.123	37.752	29.968	202.8	16:14:27.286	2		1:49.589	40.848	38.517	30.224	205.7	16:14:20.341
3		1:48.908	41.137	37.711	30.060	206.8	16:16:16.194	3		1:51.497	41.517	39.329	30.651	206.3	16:16:11.838
4		1:48.591	40.349	38.066	30.176	211.7	16:18:04.785	4		1:50.761	41.176	38.549	31.036	208.6	16:18:02.599
5		2:19.417 P	40.965	48.938	49.514	209.3	16:20:24.202	5		1:48.943	40.611	38.250	30.082	209.9	16:19:51.542
6		2:42.137	1:33.993	38.218	29.926		16:23:06.339	6		1:49.422	41.145	38.322	29.955	202.8	16:21:40.964
7		1:49.678	41.486	37.983	30.209	206.8	16:24:56.017	7		1:49.150	40.912	38.165	30.073	203.9	16:23:30.114
8		1:49.228	40.928	38.327	29.973	213.6	16:26:45.245	8		1:49.614	41.109	38.403	30.102	204.5	16:25:19.728
9		1:48.759	40.694	37.815	30.250	205.1	16:28:34.004	9		1:49.028	40.751	38.176	30.101	204.5	16:27:08.756
10		1:51.130	41.059	38.913	31.158	207.4	16:30:25.134	10		1:49.435	40.878	38.337	30.220	205.1	16:28:58.191
11		2:32.345 P	51.309	49.121	51.915	171.8	16:32:57.479	11		1:49.014	40.900	38.098	30.016	212.3	16:30:47.205
								12		2:42.954 P	52.066	53.416	57.472	192.0	16:33:30.159

15

Cordel Hervé

CCF

19

Azar Jeremy

ROSSELSP

Lap	D	Time	Sector 1	Sector 2	Sector 3	T. Spd	Elapsed	Lap	D	Time	Sector 1	Sector 2	Sector 3	T. Spd	Elapsed
1		16:12:19.534	16:11:05.823	41.951	31.760		16:12:19.534	1		16:12:20.402	16:11:08.789	40.720	30.893		16:12:20.402
2		1:52.553	43.243	39.028	30.282	199.4	16:14:12.087	2		1:50.212	41.294	38.639	30.279	204.5	16:14:10.614
3		1:51.824	43.005	38.995	29.824	205.1	16:16:03.911	3		1:47.921	40.613	37.846	29.462	208.6	16:15:58.535
4		1:50.566	41.374	38.463	30.729	209.9	16:17:54.477	4		1:49.001	40.766	37.923	30.312	213.0	16:17:47.536
5		1:50.475	41.878	38.342	30.255	202.8	16:19:44.952	5		1:49.853	41.315	38.598	29.940	213.0	16:19:37.389
6		1:50.425	40.931	38.151	31.343	209.9	16:21:35.377	6		1:47.858	40.202	38.047	29.609	214.2	16:21:25.247
7		1:50.111	41.398	38.400	30.313	207.4	16:23:25.488	7		1:48.222	40.607	37.988	29.627	208.0	16:23:13.469
8		1:49.471	40.905	38.325	30.241	206.8	16:25:14.959	8		1:48.902	40.280	38.904	29.718	207.4	16:25:02.371
9		1:50.771	41.710	38.750	30.311	209.9	16:27:05.730	9		1:48.242	40.613	37.931	29.698	214.2	16:26:50.613
10		1:50.305	41.475	38.624	30.206	211.1	16:28:56.035	10		1:47.835	40.219	37.926	29.690	213.0	16:28:38.448
11		1:49.835	41.165	38.366	30.304	205.7	16:30:45.870	11		1:47.832	40.303	37.882	29.647	211.7	16:30:26.280
12		2:50.879 P	54.680	57.930	58.269	197.2	16:33:36.749	12		2:34.037 P	52.997	49.906	51.134	168.2	16:33:00.317

16

Huot Harold

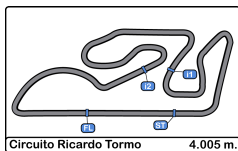
ROSSELSP

20

Chahinian Franck

CCF

Lap	D	Time	Sector 1	Sector 2	Sector 3	T. Spd	Elapsed	Lap	D	Time	Sector 1	Sector 2	Sector 3	T. Spd	Elapsed
1		16:12:04.669	16:10:55.353	38.680	30.636		16:12:04.669	1		16:12:02.866	16:10:53.548	38.972	30.346		16:12:02.866
2		1:52.079	41.191	40.410	30.478	206.3	16:13:56.748	2		1:49.909	41.300	38.244	30.365	206.8	16:13:52.775
3		1:49.290	41.084	38.036	30.170	203.3	16:15:46.038	3		1:49.461	41.666	37.872	29.923	205.7	16:15:42.236
4		1:49.914	41.360	38.298	30.256	207.4	16:17:35.952	4		1:49.518	41.379	38.047	30.092	208.0	16:17:31.754
5		1:49.002	41.101	37.941	29.960	206.8	16:19:24.954	5		1:49.084	41.188	37.905	29.991	203.3	16:19:20.838
6		1:48.843	40.937	37.854	30.052	207.4	16:21:13.797	6		1:49.458	40.681	38.099	30.678	205.1	16:21:10.296
7		1:57.356 P	41.627	38.121	37.608	206.8	16:23:11.153	7		1:52.383	40.949	38.107	33.327	201.1	16:23:02.679
8		2:31.780	1:22.333	38.606	30.841		16:25:42.933	8		1:53.044	44.789	38.112	30.143	163.6	16:24:55.723
9		1:49.982	41.128	38.567	30.287	204.5	16:27:32.915	9		1:55.296	41.035	41.080	33.181	214.9	16:26:51.019
10		1:50.063	41.085	38.383	30.595	202.2	16:29:22.978	10		1:54.768	43.233	38.514	30.021	210.5	16:28:42.787
11		1:50.309	41.227	38.543	30.539	201.1	16:31:13.287	11		1:49.360	40.610	38.382	30.368	206.8	16:30:32.147
12		2:44.688 P	47.151	52.111	1:05.426	201.6	16:33:57.975	12		2:47.638 P	56.254	58.737	52.647	186.5	16:33:19.785



Circuit Ricardo Tormo
Caterham Cup 420R
Qualifying - 1
Lap Analysis



23 Wehrlen Pascal **26** Delaisse François Clement

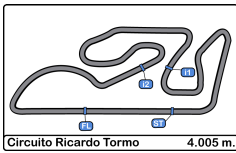
B						PALM					A					CCF
Lap	D	Time	Sector 1	Sector 2	Sector 3	T. Spd	Elapsed	Lap	D	Time	Sector 1	Sector 2	Sector 3	T. Spd	Elapsed	
1		16:12:23.141	16:11:07.730	44.211	31.200		16:12:23.141	1		16:12:29.334	16:11:16.606	41.389	31.339		16:12:29.334	
2		1:49.404	41.212	38.108	30.084	202.2	16:14:12.545	2		1:52.135	41.971	39.654	30.510	203.3	16:14:21.469	
3		1:48.835	40.825	37.941	30.069	209.3	16:16:01.380	3		1:51.517	41.559	39.272	30.686	207.4	16:16:12.986	
4		1:48.795	40.605	38.172	30.018	203.3	16:17:50.175	4		1:51.799	41.707	39.114	30.978	211.1	16:18:04.785	
5		1:48.027	40.841	37.697	29.489	206.3	16:19:38.202	5		1:52.365	42.076	39.815	30.474	197.8	16:19:57.150	
6		1:49.861	40.821	38.974	30.066	211.1	16:21:28.063	6		1:55.988	42.096	40.407	33.485	211.1	16:21:53.138	
7		1:49.212	41.431	38.059	29.722	214.2	16:23:17.275	7		1:52.321	41.801	39.532	30.988	204.5	16:23:45.459	
8		1:51.785	40.728	38.214	32.843	212.3	16:25:09.060	8		1:58.220	41.906	40.972	35.342	203.9	16:25:43.679	
9		1:48.471	40.398	37.907	30.166	208.6	16:26:57.531	9		1:53.727	41.266	39.721	32.740	207.4	16:27:37.406	
10		1:48.916	40.799	38.163	29.954	208.6	16:28:46.447	10		1:52.304	42.378	38.994	30.932	202.8	16:29:29.710	
11		1:48.714	40.468	37.991	30.255	206.3	16:30:35.161	11		1:51.711	41.942	39.019	30.750	198.8	16:31:21.421	
12		2:48.427 P	59.516	56.277	52.634	187.5	16:33:23.588	12		2:45.076 P	45.801	47.385	1:11.890	204.5	16:34:06.497	

24 Noregral Bruno **29** Moussier Eric

A						PALM					A					CCF
Lap	D	Time	Sector 1	Sector 2	Sector 3	T. Spd	Elapsed	Lap	D	Time	Sector 1	Sector 2	Sector 3	T. Spd	Elapsed	
1		16:12:23.779	16:11:11.418	40.874	31.487		16:12:23.779	1		16:12:02.472	16:10:52.672	39.029	30.771		16:12:02.472	
2		1:49.110	40.972	37.997	30.141	202.8	16:14:12.889	2		1:49.838	41.082	38.307	30.449	197.8	16:13:52.310	
3		1:49.115	41.037	37.787	30.291	210.5	16:16:02.004	3		1:49.157	41.162	37.994	30.001	199.4	16:15:41.467	
4		1:51.621	42.790	38.347	30.484	207.4	16:17:53.625	4		1:58.387	42.545	45.922	29.920	199.4	16:17:39.854	
5		1:48.956	41.052	37.914	29.990	208.6	16:19:42.581	5		1:48.322	40.489	37.905	29.928	203.3	16:19:28.176	
6		1:49.532	41.618	37.993	29.921	204.5	16:21:32.113	6		1:48.501	40.486	37.852	30.163	203.9	16:21:16.677	
7		1:48.492	40.776	37.786	29.930	209.9	16:23:20.605	7		1:48.858	40.586	38.422	29.850	207.4	16:23:05.535	
8		1:49.356	40.868	37.935	30.553	209.3	16:25:09.961	8		1:49.641	40.931	38.512	30.198	202.8	16:24:55.176	
9		1:47.790	40.130	37.807	29.853	213.0	16:26:57.751	9		1:48.874	40.723	37.929	30.222	203.3	16:26:44.050	
10		1:49.779	41.175	38.101	30.503	216.2	16:28:47.530	10		1:49.073	40.981	38.026	30.066	202.8	16:28:33.123	
11		1:48.537	40.650	37.902	29.985	207.4	16:30:36.067	11		2:01.662	41.136	49.784	30.742	203.3	16:30:34.785	
12		2:53.201 P	59.336	56.747	57.118	197.8	16:33:29.268	12		2:42.696 P	56.067	56.693	49.936	129.7	16:33:17.481	

25 Massoutre Olivier **30** Gachnang Gary

B						CCF					A					PALM
Lap	D	Time	Sector 1	Sector 2	Sector 3	T. Spd	Elapsed	Lap	D	Time	Sector 1	Sector 2	Sector 3	T. Spd	Elapsed	
1		16:12:39.359	16:11:25.523	42.645	31.191		16:12:39.359	1		16:12:26.017	16:11:14.291	40.868	30.858		16:12:26.017	
2		1:50.960	41.722	38.884	30.354	205.7	16:14:30.319	2		1:50.094	42.044	38.286	29.764	207.4	16:14:16.111	
3		1:49.939	41.282	38.574	30.083	205.7	16:16:20.258	3		1:48.691	41.159	37.755	29.777	212.3	16:16:04.802	
4		1:50.388	41.217	38.758	30.413	208.6	16:18:10.646	4		1:49.778	41.026	38.537	30.215	214.2	16:17:54.580	
5		1:49.786	41.131	38.517	30.138	207.4	16:20:00.432	5		1:48.319	40.380	38.283	29.656	215.5	16:19:42.899	
6		1:49.921	41.405	38.319	30.197	207.4	16:21:50.353	6		1:48.580	40.699	37.947	29.934	212.3	16:21:31.479	
7		1:50.216	41.274	38.419	30.523	206.3	16:23:40.569	7		1:48.337	40.348	38.112	29.877	205.1	16:23:19.816	
8		1:50.373	41.283	38.502	30.588	206.8	16:25:30.942	8		1:48.236	40.414	38.042	29.780	210.5	16:25:08.052	
9		1:49.921	41.472	38.258	30.191	213.6	16:27:20.863	9		1:48.250	40.465	37.963	29.822	208.0	16:26:56.302	
10		1:50.480	41.514	38.516	30.450	204.5	16:29:11.343	10		1:55.365 P	40.568	38.457	36.340	209.3	16:28:51.667	
11		1:50.723	41.404	38.779	30.540	203.9	16:31:02.066									
12		2:54.365 P	56.508	52.372	1:05.485	135.3	16:33:56.431									



Circuit Ricardo Tormo
Caterham Cup 420R
Qualifying - 1
Lap Analysis



32 Mignatelli Jean-Pierre **40** Labescat Franck

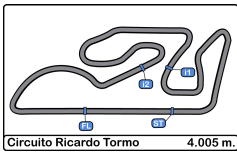
B						CCF		A						CCF	
Lap	D	Time	Sector 1	Sector 2	Sector 3	T. Spd	Elapsed	Lap	D	Time	Sector 1	Sector 2	Sector 3	T. Spd	Elapsed
1		16:12:43.287	16:11:31.085	40.262	31.940		16:12:43.287	1		16:12:38.618 P	16:11:19.391	41.811	37.416		16:12:38.618
2		1:52.394	42.210	39.283	30.901	205.7	16:14:35.681	2		3:06.849	1:57.875	38.756	30.218		16:15:45.467
3		1:53.222	42.465	39.220	31.537	202.2	16:16:28.903	3		1:49.788	41.001	38.931	29.856	202.8	16:17:35.255
4		2:06.447	42.072	53.427	30.948	198.3	16:18:35.350	4		1:48.370	40.490	38.110	29.770	205.1	16:19:23.625
5		1:51.643	41.943	38.845	30.855	200.5	16:20:26.993	5		1:49.335	40.600	38.261	30.474	210.5	16:21:12.960
6		2:00.280 P	41.959	38.847	39.474	202.2	16:22:27.273	6		1:49.166	40.708	38.145	30.313	206.8	16:23:02.126
7		2:46.692	1:36.772	38.902	31.018		16:25:13.965	7		1:53.322	43.316	39.514	30.492	206.3	16:24:55.448
8		1:51.595	42.275	38.698	30.622	202.8	16:27:05.560	8		1:52.922	43.418	39.119	30.385	203.3	16:26:48.370
9		1:52.204	42.273	39.156	30.775	205.1	16:28:57.764	9		1:48.499	40.609	38.012	29.878	206.8	16:28:36.869
10		1:51.388	41.999	38.829	30.560	203.3	16:30:49.152	10		1:48.815	40.244	38.692	29.879	208.6	16:30:25.684
11		2:53.410 P	55.252	57.346	1:00.812	176.0	16:33:42.562	11		2:33.016 P	52.056	49.680	51.280	160.3	16:32:58.700

35 Gassin Bastien **41** Meignan Pascal

A						ST ELOI		B						ST ELOI	
Lap	D	Time	Sector 1	Sector 2	Sector 3	T. Spd	Elapsed	Lap	D	Time	Sector 1	Sector 2	Sector 3	T. Spd	Elapsed
1		16:12:24.105	16:11:11.865	40.936	31.304		16:12:24.105	1		16:12:25.980	16:11:13.499	41.285	31.196		16:12:25.980
2		1:49.088	40.910	38.065	30.113	211.7	16:14:13.193	2		1:52.553	41.897	39.372	31.284	210.5	16:14:18.533
3		1:49.189	41.026	37.964	30.199	209.9	16:16:02.382	3		1:52.225	42.242	38.998	30.985	211.1	16:16:10.758
4		1:48.441	40.726	37.811	29.904	210.5	16:17:50.823	4		1:51.693	41.806	38.847	31.040	202.8	16:18:02.451
5		1:47.873	40.485	37.822	29.566	206.8	16:19:38.696	5		1:50.238	41.691	38.500	30.047	205.1	16:19:52.689
6		1:49.185	40.575	38.374	30.236	209.3	16:21:27.881	6		1:50.114	41.236	38.418	30.460	207.4	16:21:42.803
7		1:47.877	40.539	37.636	29.702	211.7	16:23:15.758	7		1:50.478	41.320	38.560	30.598	207.4	16:23:33.281
8		1:47.855	40.398	37.673	29.784	203.3	16:25:03.613	8		1:50.731	41.348	38.814	30.569	205.1	16:25:24.012
9		1:49.970	40.974	38.066	29.930	208.6	16:26:52.583	9		1:51.268	41.714	38.709	30.845	204.5	16:27:15.280
10		1:48.251	40.502	38.121	29.628		16:28:40.834	10		1:50.906	41.526	38.791	30.589	203.3	16:29:06.186
11		1:48.093	40.416	37.869	29.808	202.8	16:30:28.927	11		1:50.169	41.240	38.569	30.360	212.3	16:30:56.355
12		2:33.149 P	51.403	49.315	52.431	156.5	16:33:02.076	12		2:48.858 P	51.540	55.825	1:01.493	206.3	16:33:45.213

38 Boueix Claude **44** Girardot Alain

B						DOG RACING		B						CCF	
Lap	D	Time	Sector 1	Sector 2	Sector 3	T. Spd	Elapsed	Lap	D	Time	Sector 1	Sector 2	Sector 3	T. Spd	Elapsed
1		16:12:34.170	16:11:20.635	41.692	31.843		16:12:34.170	1		16:12:05.500	16:10:56.461	38.814	30.225		16:12:05.500
2		1:52.450	42.130	39.353	30.967	203.3	16:14:26.620	2		1:48.856	40.791	38.054	30.011	206.8	16:13:54.356
3		1:52.710	42.774	39.126	30.810	200.5	16:16:19.330	3		1:48.844	40.983	38.083	29.778	207.4	16:15:43.200
4		1:52.533	41.795	39.743	30.995	203.3	16:18:11.863	4		1:50.133	41.692	38.174	30.267	209.9	16:17:33.333
5		1:51.722	41.509	39.572	30.641	206.3	16:20:03.585	5		1:48.974	41.029	38.035	29.910	209.3	16:19:22.307
6		1:52.526	42.631	39.096	30.799	194.0	16:21:56.111	6		1:49.495	40.991	38.214	30.290	206.3	16:21:11.802
7		1:52.451	42.268	39.235	30.948	201.1	16:23:48.562	7		1:49.840	41.389	38.211	30.240	205.7	16:23:01.642
8		1:52.856	42.315	39.039	31.502	198.8	16:25:41.418	8		1:50.278	41.017	38.549	30.712	210.5	16:24:51.920
9		1:53.084	42.442	39.900	30.742	198.8	16:27:34.502	9		1:49.773	41.325	38.161	30.287	201.1	16:26:41.693
10		2:01.111 P	42.363	39.369	39.379	201.1	16:29:35.613	10		1:50.119	41.104	38.594	30.421	202.2	16:28:31.812
								11		1:53.796	42.893	38.569	32.334	202.2	16:30:25.608
								12		2:46.915 P	58.877	47.990	1:00.048	135.0	16:33:12.523



Circuit Ricardo Tormo
Caterham Cup 420R
Qualifying - 1
Lap Analysis



52 Leguem David **63** Allaire Frédéric

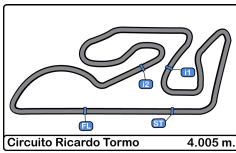
A						ST ELOI					A					ST ELOI								
Lap	D	Time	Sector 1	Sector 2	Sector 3	T. Spd	Elapsed	Lap	D	Time	Sector 1	Sector 2	Sector 3	T. Spd	Elapsed	Lap	D	Time	Sector 1	Sector 2	Sector 3	T. Spd	Elapsed	
1		16:12:11.110	16:11:01.346	39.572	30.192		16:12:11.110	1		16:12:14.496	16:11:02.476	40.787	31.233		16:12:14.496									
2		1:49.198	40.629	38.284	30.285	203.9	16:14:00.308	2		1:52.940	41.670	39.247	32.023	198.8	16:14:07.436									
3		1:48.104	40.498	37.882	29.724	202.8	16:15:48.412	3		1:51.613	41.609	39.025	30.979	200.0	16:15:59.049									
4		1:47.526	40.231	37.673	29.622	203.9	16:17:35.938	4		1:49.947	41.140	38.296	30.511	206.3	16:17:48.996									
5		1:47.609	40.558	37.674	29.377	205.1	16:19:23.547	5		1:50.555	41.318	39.279	29.958	204.5	16:19:39.551									
6		1:53.774 P	40.261	38.437	35.076	208.6	16:21:17.321	6		1:50.079	41.452	38.574	30.053	207.4	16:21:29.630									
7		2:25.587	1:18.042	37.827	29.718		16:23:42.908	7		1:49.670	41.067	38.398	30.205	206.3	16:23:19.300									
8		1:47.741	40.131	37.680	29.930	208.6	16:25:30.649	8		1:50.197	41.517	38.523	30.157	205.1	16:25:09.497									
9		1:47.538	40.331	37.617	29.590	206.3	16:27:18.187	9		1:50.593	41.260	38.424	30.909	212.3	16:27:00.090									
10		1:47.802	40.057	37.761	29.984	213.0	16:29:05.989	10		1:49.878	41.017	38.565	30.296	206.3	16:28:49.968									
11		1:47.563	40.467	37.657	29.439	203.3	16:30:53.552	11		1:50.409	41.267	38.836	30.306	206.8	16:30:40.377									
12		2:50.092 P	51.480	57.278	1:01.334	190.9	16:33:43.644	12		2:54.302 P	57.292	58.685	58.325	185.0	16:33:34.679									

59 Clay Tristan **68** Antoni Christophe

A						CCF					A					IND								
Lap	D	Time	Sector 1	Sector 2	Sector 3	T. Spd	Elapsed	Lap	D	Time	Sector 1	Sector 2	Sector 3	T. Spd	Elapsed	Lap	D	Time	Sector 1	Sector 2	Sector 3	T. Spd	Elapsed	
1		16:12:03.776	16:10:54.817	38.571	30.388		16:12:03.776	1		16:12:26.449	16:11:14.085	40.912	31.452		16:12:26.449									
2		1:48.947	40.930	38.044	29.973	207.4	16:13:52.723	2		1:51.848	42.173	38.895	30.780	208.0	16:14:18.297									
3		1:49.096	41.004	38.072	30.020	205.1	16:15:41.819	3		1:52.976	42.861	39.168	30.947	203.3	16:16:11.273									
4		1:48.488	40.867	37.800	29.821	206.3	16:17:30.307	4		1:51.842	42.208	38.710	30.924	206.3	16:18:03.115									
5		1:48.890	40.949	38.024	29.917	198.8	16:19:19.197	5		1:53.476	41.382	40.594	31.500	208.6	16:19:56.591									
6		1:55.961	40.654	38.101	37.206	200.5	16:21:15.158	6		1:50.954	41.404	38.844	30.706	207.4	16:21:47.545									
7		1:51.753	41.972	40.009	29.772	206.8	16:23:06.911	7		1:51.409	41.343	39.488	30.668	204.5	16:23:39.044									
8		1:49.886	41.217	38.331	30.338	208.6	16:24:56.797	8		1:54.798	41.160	38.770	34.868	207.4	16:25:33.842									
9		1:48.763	40.631	38.211	29.921	215.5	16:26:45.560	9		1:50.436	41.133	38.759	30.544	208.6	16:27:24.278									
10		1:48.719	40.624	38.163	29.932	211.7	16:28:34.279	10		1:50.335	41.202	38.728	30.405	205.1	16:29:14.613									
11		1:49.811	41.002	38.246	30.563	213.0	16:30:24.090	11		1:50.963	41.377	38.977	30.609	203.3	16:31:05.576									
12		2:29.721 P	50.545	48.030	51.146	173.9	16:32:53.811	12		2:48.395 P	46.807	54.737	1:06.851	190.9	16:33:53.971									

60 Chatelain Francis **69** Quetaud Philippe

B						PALM					A					CCF								
Lap	D	Time	Sector 1	Sector 2	Sector 3	T. Spd	Elapsed	Lap	D	Time	Sector 1	Sector 2	Sector 3	T. Spd	Elapsed	Lap	D	Time	Sector 1	Sector 2	Sector 3	T. Spd	Elapsed	
1		16:12:03.298	16:10:54.350	38.776	30.172		16:12:03.298	1		16:12:23.751	16:11:08.530	43.121	32.100		16:12:23.751									
2		1:49.945	41.823	38.088	30.034	208.0	16:13:53.243	2		1:50.552	42.258	38.224	30.070	203.9	16:14:14.303									
3		1:49.386	41.436	38.035	29.915	209.9	16:15:42.629	3		2:04.284	41.435	48.037	34.812	207.4	16:16:18.587									
4		1:50.590	41.957	38.419	30.214	210.5	16:17:33.219	4		1:50.448	40.733	39.048	30.667	202.2	16:18:09.035									
5		1:49.466	41.708	37.828	29.930	206.3	16:19:22.685	5		1:49.803	40.818	38.527	30.458	205.1	16:19:58.838									
6		1:49.191	40.974	38.243	29.974	210.5	16:21:11.876	6		1:49.623	40.834	38.419	30.370	206.3	16:21:48.461									
7		1:49.566	40.986	38.134	30.446	206.3	16:23:01.442	7		1:49.806	40.831	38.621	30.354	205.7	16:23:38.267									
8		1:55.110	43.738	41.163	30.209	201.1	16:24:56.552	8		1:49.353	40.863	38.433	30.057	203.3	16:25:27.620									
9		1:50.492	41.703	38.727	30.062	211.1	16:26:47.044	9		1:50.058	41.030	38.565	30.463	206.3	16:27:17.678									
10		1:48.753	40.739	38.099	29.915	206.3	16:28:35.797	10		2:15.961 P	47.240	46.933	41.788	204.5	16:29:33.639									
11		1:49.590	40.823	38.487	30.280	206.3	16:30:25.387																	
12		2:39.431 P	53.464	49.809	56.158	156.1	16:33:04.818																	



Circuit Ricardo Tormo
Caterham Cup 420R
Qualifying - 1
Lap Analysis



74

Gossiaux Jean-Philippe

88

Mignatelli Arnaud

A						ST ELOI					A					CCF
Lap D	Time	Sector 1	Sector 2	Sector 3	T. Spd	Elapsed	Lap D	Time	Sector 1	Sector 2	Sector 3	T. Spd	Elapsed			
1	16:12:09.068	16:10:58.783	39.439	30.846		16:12:09.068	1	16:12:41.764	16:11:29.273	39.613	32.878		16:12:41.764			
2	1:51.760	42.036	38.978	30.746	197.8	16:14:00.828	2	1:49.709	41.157	38.348	30.204	202.8	16:14:31.473			
3	1:49.730	41.171	38.291	30.268	205.1	16:15:50.558	3	1:50.116	41.003	38.684	30.429	205.7	16:16:21.589			
4	1:50.304	41.426	38.410	30.468	201.1	16:17:40.862	4	1:49.635	41.176	38.495	29.964	206.3	16:18:11.224			
5	1:49.592	40.874	38.561	30.157	204.5	16:19:30.454	5	1:49.621	40.949	38.653	30.019	210.5	16:20:00.845			
6	1:49.330	40.805	38.305	30.220	201.6	16:21:19.784	6	1:50.575	42.083	38.353	30.139	211.1	16:21:51.420			
7	1:49.415	41.089	38.184	30.142	202.2	16:23:09.199	7	1:50.190	40.741	38.399	31.050	208.6	16:23:41.610			
8	1:53.914		2:30.190	32.050	211.1	16:25:03.113	8	1:51.543	41.057	38.937	31.549	205.7	16:25:33.153			
9	1:50.427	40.801	39.292	30.334	207.4	16:26:53.540	9	1:49.775	41.332	38.199	30.244	205.1	16:27:22.928			
10	1:49.914	41.005	38.441	30.468	205.1	16:28:43.454	10	1:49.125	40.957	38.050	30.118	206.3	16:29:12.053			
11	1:49.860	40.606	38.870	30.384	206.8	16:30:33.314	11	1:50.084	41.005	38.766	30.313	209.3	16:31:02.137			
12	2:53.703 P	56.592	59.802	57.309	177.3	16:33:27.017	12	2:48.176 P	49.066	55.300	1:03.810	171.0	16:33:50.313			

75

Pinto Alexandre

92

Loi Olivier

A						ST ELOI					A					CCF
Lap D	Time	Sector 1	Sector 2	Sector 3	T. Spd	Elapsed	Lap D	Time	Sector 1	Sector 2	Sector 3	T. Spd	Elapsed			
1	16:12:25.001	16:11:12.850	40.720	31.431		16:12:25.001	1	16:12:24.389	16:11:12.283	40.796	31.310		16:12:24.389			
2	1:49.765	41.339	38.552	29.874	210.5	16:14:14.766	2	1:49.271	40.986	38.335	29.950	212.3	16:14:13.660			
3	1:49.743	41.234	38.554	29.955	211.7	16:16:04.509	3	1:49.523	41.078	38.517	29.928	209.3	16:16:03.183			
4	1:49.871	41.065	38.485	30.321	209.9	16:17:54.380	4	1:49.841		2:27.848	30.438	208.0	16:17:53.024			
5	1:49.723	41.354	38.190	30.179	209.3	16:19:44.103	5	1:50.436	41.468	38.916	30.052	205.1	16:19:43.460			
6	1:49.586	41.048	38.185	30.353	209.3	16:21:33.689	6	1:49.424	41.141	38.222	30.058	209.3	16:21:32.881			
7	1:49.840	41.001	38.401	30.438	210.5	16:23:23.529	7	1:58.700 P	40.890	39.216	38.594	208.6	16:23:31.581			
8	1:50.556	41.223	38.488	30.845	206.3	16:25:14.085	8	2:40.521 P	1:21.212	40.914	38.395		16:26:12.102			
9	1:49.620	40.942	38.314	30.364	211.1	16:27:03.705										
10	1:49.592	40.901	38.239	30.452	204.5	16:28:53.297										
11	1:49.159	40.874	38.420	29.865	205.1	16:30:42.456										
12	2:57.007 P	56.272	1:00.885	59.850	177.7	16:33:39.463										

76

Gossiaux Philippe

98

Guerin Olivier

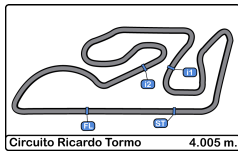
B						ST ELOI					A					CCF
Lap D	Time	Sector 1	Sector 2	Sector 3	T. Spd	Elapsed	Lap D	Time	Sector 1	Sector 2	Sector 3	T. Spd	Elapsed			
1	16:12:27.193	16:11:15.552	40.343	31.298		16:12:27.193	1	16:12:12.892	16:11:01.013	40.581	31.298		16:12:12.892			
2	1:51.950	42.014	39.052	30.884	208.6	16:14:19.143	2	1:51.763	41.993	39.118	30.652	203.3	16:14:04.655			
3	1:53.307	42.428	39.518	31.361	208.0	16:16:12.450	3	1:51.610	41.914	39.213	30.483	202.2	16:15:56.265			
4	1:51.193	41.591	38.545	31.057	208.0	16:18:03.643	4	1:50.565	41.590	38.660	30.315	201.6	16:17:46.830			
5	1:51.644	41.486	39.723	30.435	209.3	16:19:55.287	5	1:50.297	41.755	38.457	30.085	201.6	16:19:37.127			
6	2:09.360 P	45.598	42.717	41.045	203.3	16:22:04.647	6	1:50.459	41.401	38.672	30.386	205.1	16:21:27.586			
7	2:56.196	1:46.685	39.040	30.471		16:25:00.843	7	1:49.572	41.461	38.048	30.063	207.4	16:23:17.158			
8	1:54.790	44.808	39.332	30.650	202.8	16:26:55.633	8	1:50.008	41.242	38.275	30.491	206.8	16:25:07.166			
9	2:04.993 P	42.084	41.347	41.562	203.3	16:29:00.626	9	1:51.612	41.099	38.661	31.852	205.1	16:26:58.778			
							10	1:50.001	40.974	38.795	30.232	207.4	16:28:48.779			
							11	1:50.663	41.231	38.518	30.914	206.3	16:30:39.442			
							12	2:53.688 P	57.319	57.703	58.666	178.2	16:33:33.130			

211

Trotin Arnaud

A						ROSSELSP							
Lap D	Time	Sector 1	Sector 2	Sector 3	T. Spd	Elapsed	Lap D	Time	Sector 1	Sector 2	Sector 3	T. Spd	Elapsed
1	16:12:33.459	16:11:19.770	41.749	31.940		16:12:33.459	1	16:12:33.459	16:11:19.770	41.749	31.940		16:12:33.459
2	1:54.187	43.436	39.124	31.627	203.3	16:14:27.646	2	1:54.187	43.436	39.124	31.627	203.3	16:14:27.646
3	1:54.789	42.290	41.144	31.355	210.5	16:16:22.435	3	1:54.789	42.290	41.144	31.355	210.5	16:16:22.435
4	1:51.490	41.304	39.246	30.940	208.6	16:18:13.925	4	1:51.490	41.304	39.246	30.940	208.6	16:18:13.925
5	1:50.467	41.265	38.855	30.347	205.1	16:20:04.392	5	1:50.467	41.265	38.855	30.347	205.1	16:20:04.392
6	1:52.327	42.358	39.241	30.728	208.0	16:21:56.719	6	1:52.327	42.358	39.241	30.728	208.0	16:21:56.719
7	1:57.590	46.289	40.846	30.455	209.3	16:23:54.309	7	1:57.590	46.289	40.846	30.455	209.3	16:23:54.309
8	1:50.716	41.126	39.085	30.505	206.3	16:25:45.025	8	1:50.716	41.126	39.085	30.505	206.3	16:25:45.025
9	1:50.130	40.902	39.133	30.095	206.3	16:27:35.155	9	1:50.130	40.902	39.133	30.095	206.3	16:27:35.155
10	1:56.589	45.450	40.496	30.643	208.6	16:29:31.744	10	1:56.589	45.450	40.496	30.643	208.6	16:29:31.744
11	2:10.681 P	41.811	42.967	45.903	202.8	16:31:42.425	11	2:10.681 P	41.811	42.967	45.903	202.8	16:31:42.425

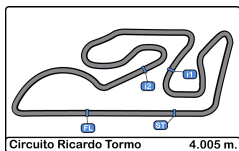




Circuit Ricardo Tormo
Caterham Cup 420R
Qualifying - 1
Best Sectors Results



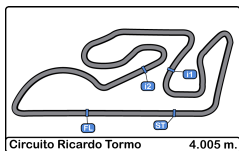
Sector - 1			Sector - 2			Sector - 3			Ideal Lap vs Best Lap						
Clas	Nº	Driver	Time	Nº	Driver	Time	Nº	Driver	Time	Clas	Nº	Driver	Ideal Lap	Best Lap	Clas
1	1	Jaubert Mathys	40.027	1	Jaubert Mathys	37.542	52	Leguem David	29.377	1	52	Leguem David	1:47.051	1:47.526	2
2	52	Leguem David	40.057	52	Leguem David	37.617	19	Azar Jeremy	29.462	2	1	Jaubert Mathys	1:47.096	1:47.289	1
3	24	Noregral Bruno	40.130	35	Gassin Bastien	37.636	23	Wehrlen Pascal	29.489	3	19	Azar Jeremy	1:47.510	1:47.832	3
4	19	Azar Jeremy	40.202	23	Wehrlen Pascal	37.697	1	Jaubert Mathys	29.527	4	23	Wehrlen Pascal	1:47.584	1:48.027	6
5	40	Labescat Franck	40.244	12	Griffon Arnaud	37.711	35	Gassin Bastien	29.566	5	35	Gassin Bastien	1:47.600	1:47.855	4
6	2	Pretin Antoine	40.307	2	Pretin Antoine	37.712	30	Gachnang Gary	29.656	6	2	Pretin Antoine	1:47.735	1:47.983	5
7	30	Gachnang Gary	40.348	30	Gachnang Gary	37.755	2	Pretin Antoine	29.716	7	30	Gachnang Gary	1:47.759	1:48.236	7
8	12	Griffon Arnaud	40.349	24	Noregral Bruno	37.786	9	Bizet Henri	29.729	8	24	Noregral Bruno	1:47.769	1:48.492	11
9	23	Wehrlen Pascal	40.398	59	Clay Tristan	37.800	40	Labescat Franck	29.770	9	12	Griffon Arnaud	1:47.986	1:48.591	13
10	35	Gassin Bastien	40.398	9	Bizet Henri	37.823	59	Clay Tristan	29.772	10	9	Bizet Henri	1:48.012	1:48.249	8
11	9	Bizet Henri	40.460	60	Chatelain Francis	37.828	44	Girardot Alain	29.778	11	40	Labescat Franck	1:48.026	1:48.499	12
12	29	Moussier Eric	40.486	19	Azar Jeremy	37.846	15	Cordel Hervé	29.824	12	29	Moussier Eric	1:48.188	1:48.322	9
13	74	Gossiaux Jean-Philippe	40.606	29	Moussier Eric	37.852	29	Moussier Eric	29.850	13	59	Clay Tristan	1:48.196	1:48.488	10
14	20	Chahinian Franck	40.610	16	Huot Harold	37.854	24	Noregral Bruno	29.853	14	20	Chahinian Franck	1:48.405	1:49.084	18
15	18	Dallois Jean-Michel	40.611	20	Chahinian Franck	37.872	75	Pinto Alexandre	29.865	15	60	Chatelain Francis	1:48.482	1:48.753	14
16	59	Clay Tristan	40.624	40	Labescat Franck	38.012	60	Chatelain Francis	29.915	16	44	Girardot Alain	1:48.604	1:48.844	16
17	69	Quetaud Philippe	40.733	44	Girardot Alain	38.035	20	Chahinian Franck	29.923	17	18	Dallois Jean-Michel	1:48.664	1:48.943	17
18	60	Chatelain Francis	40.739	98	Guerin Olivier	38.048	12	Griffon Arnaud	29.926	18	16	Huot Harold	1:48.751	1:48.843	15
19	88	Mignatelli Arnaud	40.741	88	Mignatelli Arnaud	38.050	92	Loi Olivier	29.928	19	88	Mignatelli Arnaud	1:48.755	1:49.125	19
20	3	Dallois Pierre-Emmanuel	40.759	18	Dallois Jean-Michel	38.098	18	Dallois Jean-Michel	29.955	20	15	Cordel Hervé	1:48.880	1:49.471	25
21	44	Girardot Alain	40.791	15	Cordel Hervé	38.151	63	Allaire Frédéric	29.958	21	75	Pinto Alexandre	1:48.924	1:49.159	20
22	75	Pinto Alexandre	40.874	11	Schmied Remy	38.158	16	Huot Harold	29.960	22	74	Gossiaux Jean-Philippe	1:48.932	1:49.330	23
23	92	Loi Olivier	40.890	74	Gossiaux Jean-Philippe	38.184	88	Mignatelli Arnaud	29.964	23	69	Quetaud Philippe	1:49.014	1:49.353	24
24	21	Trotin Arnaud	40.902	75	Pinto Alexandre	38.185	41	Meignan Pascal	30.047	24	92	Loi Olivier	1:49.040	1:49.271	21
25	15	Cordel Hervé	40.905	92	Loi Olivier	38.222	69	Quetaud Philippe	30.057	25	98	Guerin Olivier	1:49.085	1:49.572	26
26	16	Huot Harold	40.937	69	Quetaud Philippe	38.224	98	Guerin Olivier	30.063	26	3	Dallois Pierre-Emmanuel	1:49.257	1:49.318	22
27	98	Guerin Olivier	40.974	25	Massoutre Olivier	38.258	25	Massoutre Olivier	30.083	27	63	Allaire Frédéric	1:49.271	1:49.670	27
28	11	Schmied Remy	41.000	63	Allaire Frédéric	38.296	3	Dallois Pierre-Emmanuel	30.093	28	11	Schmied Remy	1:49.469	1:49.897	29
29	63	Allaire Frédéric	41.017	3	Dallois Pierre-Emmanuel	38.405	211	Trotin Arnaud	30.095	29	25	Massoutre Olivier	1:49.472	1:49.786	28
30	25	Massoutre Olivier	41.131	41	Meignan Pascal	38.418	74	Gossiaux Jean-Philippe	30.142	30	41	Meignan Pascal	1:49.701	1:50.114	30
31	68	Antoni Christophe	41.133	76	Gossiaux Philippe	38.545	11	Schmied Remy	30.311	31	211	Trotin Arnaud	1:49.852	1:50.130	31
32	41	Meignan Pascal	41.236	32	Mignatelli Jean-Pierre	38.698	68	Antoni Christophe	30.405	32	68	Antoni Christophe	1:50.248	1:50.436	32
33	26	Delaisse François Clement	41.266	68	Antoni Christophe	38.710	76	Gossiaux Philippe	30.435	33	76	Gossiaux Philippe	1:50.466	1:51.193	33
34	76	Gossiaux Philippe	41.486	211	Trotin Arnaud	38.855	26	Delaisse François Clement	30.474	34	26	Delaisse François Clement	1:50.734	1:51.517	35
35	38	Boueix Claude	41.509	26	Delaisse François Clement	38.994	32	Mignatelli Jean-Pierre	30.560	35	38	Boueix Claude	1:51.189	1:52.450	37
36	8	Senard Patrick	41.890	38	Boueix Claude	39.039	8	Senard Patrick	30.582	36	32	Mignatelli Jean-Pierre	1:51.201	1:51.388	34
37	32	Mignatelli Jean-Pierre	41.943	8	Senard Patrick	39.079	38	Boueix Claude	30.641	37	8	Senard Patrick	1:51.551	1:51.945	36



Circuit Ricardo Tormo
Caterham Cup 420R
Qualifying - 1
Best 5 Lap Times



Cls	N°	Driver	Nat	Team	Nat	Vehicle	Cat	Cls	Best 1		Best 2		Best 3		Best 4		Best 5	
									Time	Lap	Time	Lap	Time	Lap	Time	Lap	Time	Lap
1	1	Jaubert Mathys	FRA	PALM	FRA		A	1	1:47.289	7	1:47.393	10	1:47.409	5	1:47.597	11	1:47.662	3
2	52	Leguem David	FRA	ST ELOI	FRA		A	2	1:47.526	4	1:47.538	9	1:47.563	11	1:47.609	5	1:47.741	8
3	19	Azar Jeremy	FRA	ROSSELSP	FRA		A	3	1:47.832	11	1:47.858	6	1:47.921	3	1:48.222	7	1:48.242	9
4	35	Gassin Bastien	FRA	ST ELOI	FRA		A	4	1:47.855	8	1:47.873	5	1:47.877	7	1:48.093	11	1:48.251	10
5	2	Pretin Antoine	FRA	CCF	FRA		A	5	1:47.983	5	1:48.117	10	1:48.125	4	1:48.144	9	1:48.397	7
6	23	Wehrlen Pascal	FRA	PALM	FRA		B	1	1:48.027	5	1:48.471	9	1:48.835	3	1:49.212	7	1:49.404	2
7	30	Gachnang Gary	FRA	PALM	FRA		A	6	1:48.236	8	1:48.250	9	1:48.319	5	1:48.337	7	1:48.580	6
8	9	Bizet Henri	FRA	PALM	FRA		A	7	1:48.249	7	1:48.250	11	1:48.344	3	1:48.407	5	1:48.468	6
9	29	Moussier Eric	FRA	CCF	FRA		A	8	1:48.322	5	1:48.501	6	1:48.858	7	1:48.874	9	1:49.073	10
10	59	Clay Tristan	FRA	CCF	FRA		A	9	1:48.488	4	1:48.719	10	1:48.763	9	1:48.947	2	1:49.096	3
11	24	Noregral Bruno	FRA	PALM	FRA		A	10	1:48.492	7	1:48.537	11	1:48.956	5	1:49.110	2	1:49.115	3
12	40	Labescat Franck	FRA	CCF	FRA		A	11	1:48.499	9	1:48.815	10	1:49.166	6	1:49.335	5	1:49.788	3
13	12	Griffon Arnaud	FRA	CCF	FRA		A	12	1:48.591	4	1:48.759	9	1:48.843	2	1:48.908	3	1:49.228	8
14	60	Chatelain Francis	FRA	PALM	FRA		B	2	1:48.753	10	1:49.191	6	1:49.386	3	1:49.466	5	1:49.566	7
15	16	Huot Harold	FRA	ROSSELSP	FRA		A	13	1:48.843	6	1:49.002	5	1:49.290	3	1:49.982	9	1:50.309	11
16	44	Girardot Alain	FRA	CCF	FRA		B	3	1:48.844	3	1:48.856	2	1:48.974	5	1:49.495	6	1:49.773	9
17	18	Dallois Jean-Michel	FRA	IND	FRA		A	14	1:48.943	5	1:49.014	11	1:49.028	9	1:49.150	7	1:49.422	6
18	20	Chahinian Franck	FRA	CCF	FRA		A	15	1:49.084	5	1:49.458	6	1:49.461	3	1:49.518	4	1:49.909	2
19	88	Mignatelli Arnaud	FRA	CCF	FRA		A	16	1:49.125	10	1:49.621	5	1:49.635	4	1:49.709	2	1:49.775	9
20	75	Pinto Alexandre	FRA	ST ELOI	FRA		A	17	1:49.159	11	1:49.586	6	1:49.723	5	1:49.743	3	1:49.765	2
21	92	Loi Olivier	FRA	ST ELOI	FRA		A	18	1:49.271	2	1:49.523	3	1:49.841	4	1:50.436	5	1:58.700	7
22	3	Dallois Pierre-Emmanuel	FRA	IND	FRA		A	19	1:49.318	11	1:49.686	9	1:49.876	4	1:50.081	8	1:50.202	6
23	74	Gossiaux Jean-Philippe	FRA	ST ELOI	FRA		A	20	1:49.330	6	1:49.415	7	1:49.592	5	1:49.730	3	1:49.860	11
24	69	Quetaud Philippe	FRA	CCF	FRA		A	21	1:49.353	8	1:49.623	6	1:49.803	5	1:49.806	7	1:50.058	9
25	15	Cordel Hervé	FRA	CCF	FRA		B	4	1:49.471	8	1:49.835	11	1:50.111	7	1:50.305	10	1:50.425	6
26	98	Guerin Olivier	FRA	CCF	FRA		A	22	1:49.572	7	1:50.001	10	1:50.008	8	1:50.297	5	1:50.459	6
27	63	Allaire Frédéric	FRA	ST ELOI	FRA		A	23	1:49.670	7	1:49.878	10	1:49.947	4	1:50.079	6	1:50.197	8
28	25	Massoutre Olivier	FRA	CCF	FRA		B	5	1:49.786	5	1:49.921	6	1:49.921	9	1:49.939	3	1:50.216	7
29	11	Schmied Remy	FRA	IND	FRA		A	24	1:49.897	9	1:50.110	10	1:50.415	7	1:50.499	3	1:50.513	2
30	41	Meignan Pascal	FRA	ST ELOI	FRA		B	6	1:50.114	6	1:50.238	5	1:50.478	7	1:50.731	8	1:50.906	10
31	211	Trotin Arnaud	FRA	ROSSELSP	FRA		A	25	1:50.130	9	1:50.467	5	1:50.716	8	1:51.490	4	1:52.327	6
32	68	Antoni Christophe	FRA	IND	FRA		A	26	1:50.436	9	1:50.954	6	1:50.963	11	1:51.842	4	1:51.848	2
33	76	Gossiaux Philippe	FRA	ST ELOI	FRA		B	7	1:51.193	4	1:51.644	5	1:51.950	2	1:53.307	3	1:54.790	8
34	32	Mignatelli Jean-Pierre	FRA	CCF	FRA		B	8	1:51.388	10	1:51.595	8	1:51.643	5	1:52.204	9	1:52.394	2
35	26	Delaisse François Clement	FRA	CCF	FRA		A	27	1:51.517	3	1:51.711	11	1:51.799	4	1:52.135	2	1:52.304	10
36	8	Senard Patrick	FRA	CCF	FRA		B	9	1:51.945	7	1:52.340	3	1:52.785	8	1:52.885	9	1:52.921	2
37	38	Boueix Claude	FRA	DOG RACING	FRA		B	10	1:52.450	2	1:52.451	7	1:52.526	6	1:52.533	4	1:52.710	3



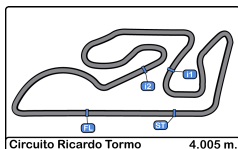
Circuit Ricardo Tormo
Caterham Cup 420R
Qualifying - 1
Best 5 Top Speeds



Circuito Ricardo Tormo 4.005 m.

Cls	N°	Driver	Nat	Team	Nat	Vehicle	Cat	Cls	Top 1		Top 2		Top 3		Top 4		Top 5		Avg
									Km/h	Lap	Km/h	Lap	Km/h	Lap	Km/h	Lap	Km/h	Lap	
1	1	Jaubert Mathys	FRA	PALM	FRA		A	1	217.5	3	217.5	4	215.5	6	213.6	2	211.7	11	215.2
2	24	Noregral Bruno	FRA	PALM	FRA		A	2	216.2	10	213.0	9	210.5	3	209.9	7	209.3	8	211.7
3	30	Gachnang Gary	FRA	PALM	FRA		A	3	215.5	5	214.2	4	212.3	3	212.3	6	210.5	8	213.0
4	59	Clay Tristan	FRA	CCF	FRA		A	4	215.5	9	213.0	11	211.7	10	208.6	8	207.4	2	211.3
5	20	Chahinian Franck	FRA	CCF	FRA		A	5	214.9	9	210.5	10	208.0	4	206.8	2	206.8	11	209.4
6	19	Azar Jeremy	FRA	ROSSELSP	FRA		A	6	214.2	6	214.2	9	213.0	4	213.0	5	213.0	10	213.5
7	23	Wehrlen Pascal	FRA	PALM	FRA		B	1	214.2	7	212.3	8	211.1	6	209.3	3	208.6	9	211.1
8	12	Griffon Arnaud	FRA	CCF	FRA		A	7	213.6	8	211.7	4	209.3	5	207.4	10	206.8	3	209.8
9	25	Massoutre Olivier	FRA	CCF	FRA		B	2	213.6	9	208.6	4	207.4	5	207.4	6	206.8	8	208.8
10	52	Leguem David	FRA	ST ELOI	FRA		A	8	213.0	10	208.6	6	208.6	8	206.3	9	205.1	5	208.3
11	2	Pretin Antoine	FRA	CCF	FRA		A	9	212.3	6	206.3	11	205.1	5	204.5	4	204.5	9	206.5
12	9	Bizet Henri	FRA	PALM	FRA		A	10	212.3	5	212.3	11	211.1	12	210.5	9	209.9	10	211.2
13	18	Dallois Jean-Michel	FRA	IND	FRA		A	11	212.3	11	209.9	5	208.6	4	206.3	3	205.7	2	208.6
14	41	Meignan Pascal	FRA	ST ELOI	FRA		B	3	212.3	11	211.1	3	210.5	2	207.4	6	207.4	7	209.8
15	63	Allaire Frédéric	FRA	ST ELOI	FRA		A	12	212.3	9	207.4	6	206.8	11	206.3	4	206.3	7	207.8
16	92	Loi Olivier	FRA	ST ELOI	FRA		A	13	212.3	2	209.3	3	209.3	6	208.6	7	208.0	4	209.5
17	11	Schmied Remy	FRA	IND	FRA		A	14	211.7	2	206.3	3	205.1	5	204.5	4	202.8	6	206.1
18	35	Gassin Bastien	FRA	ST ELOI	FRA		A	15	211.7	2	211.7	7	210.5	4	209.9	3	209.3	6	210.6
19	75	Pinto Alexandre	FRA	ST ELOI	FRA		A	16	211.7	3	211.1	9	210.5	2	210.5	7	209.9	4	210.7
20	15	Cordel Hervé	FRA	CCF	FRA		B	4	211.1	10	209.9	4	209.9	6	209.9	9	207.4	7	209.6
21	26	Delaisse François Clement	FRA	CCF	FRA		A	17	211.1	4	211.1	6	207.4	3	207.4	9	204.5	7	208.3
22	60	Chatelain Francis	FRA	PALM	FRA		B	5	211.1	9	210.5	4	210.5	6	209.9	3	208.0	2	210.0
23	74	Gossiaux Jean-Philippe	FRA	ST ELOI	FRA		A	18	211.1	8	207.4	9	206.8	11	205.1	3	205.1	10	207.1
24	88	Mignatelli Arnaud	FRA	CCF	FRA		A	19	211.1	6	210.5	5	209.3	11	208.6	7	206.3	4	209.1
25	40	Labescat Franck	FRA	CCF	FRA		A	20	210.5	5	208.6	10	206.8	6	206.8	9	206.3	7	207.8
26	44	Girardot Alain	FRA	CCF	FRA		B	6	210.5	8	209.9	4	209.3	5	207.4	3	206.8	2	208.8
27	211	Trotin Arnaud	FRA	ROSSELSP	FRA		A	21	210.5	3	209.3	7	208.6	4	208.6	10	208.0	6	209.0
28	76	Gossiaux Philippe	FRA	ST ELOI	FRA		B	7	209.3	5	208.6	2	208.0	3	208.0	4	203.3	6	207.5
29	3	Dallois Pierre-Emmanuel	FRA	IND	FRA		A	22	208.6	11	208.0	5	207.4	6	206.8	2	206.8	12	207.6
30	68	Antoni Christophe	FRA	IND	FRA		A	23	208.6	5	208.6	9	208.0	2	207.4	6	207.4	8	208.0
31	16	Huot Harold	FRA	ROSSELSP	FRA		A	24	207.4	4	207.4	6	206.8	5	206.8	7	206.3	2	207.0
32	29	Moussier Eric	FRA	CCF	FRA		A	25	207.4	7	203.9	6	203.3	5	203.3	9	203.3	11	204.3
33	69	Quetaud Philippe	FRA	CCF	FRA		A	26	207.4	3	206.3	6	206.3	9	205.7	7	205.1	5	206.1
34	98	Guerin Olivier	FRA	CCF	FRA		A	27	207.4	7	207.4	10	206.8	8	206.3	11	205.1	6	206.6
35	38	Boueix Claude	FRA	DOG RACING	FRA		B	8	206.3	5	203.3	2	203.3	4	201.1	7	201.1	10	203.0
36	32	Mignatelli Jean-Pierre	FRA	CCF	FRA		B	9	205.7	2	205.1	9	203.3	10	202.8	8	202.2	3	203.8
37	8	Senard Patrick	FRA	CCF	FRA		B	10	203.3	7	201.6	2	201.6	3	201.6	9	201.1	4	201.9



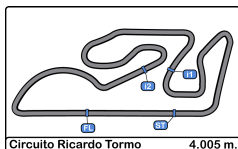


Circuit Ricardo Tormo
Caterham Cup 420R
Qualifying - 1



Fastest Laps Sequence

Lap	Time of Day	Session Time	N°	Driver	Nat	Team	Nat	Vehicle	Cat	Time	Km/h
2	16:13:52.310	3:52.310	29	Moussier Eric		CCF			A	1:49.838	131.2
2	16:13:52.723	3:52.723	59	Clay Tristan		CCF			A	1:48.947	132.3
2	16:13:54.356	3:54.356	44	Girardot Alain		CCF			B	1:48.856	132.4
2	16:14:09.860	4:09.860	9	Bizet Henri		PALM			A	1:48.825	132.4
3	16:15:48.412	5:48.412	52	Leguem David		ST ELOI			A	1:48.104	133.3
3	16:15:58.535	5:58.535	19	Azar Jeremy		ROSSELSP			A	1:47.921	133.5
3	16:16:02.572	6:02.572	1	Jaubert Mathys		PALM			A	1:47.662	133.9
4	16:17:35.938	7:35.938	52	Leguem David		ST ELOI			A	1:47.526	134.0
5	16:19:37.646	9:37.646	1	Jaubert Mathys		PALM			A	1:47.409	134.2
7	16:23:14.136	13:14.136	1	Jaubert Mathys		PALM			A	1:47.289	134.3



Circuit Ricardo Tormo
Caterham Cup 420R
Qualifying - 1



Event Best Maximum Speed

N°	Driver	Nat	Team	Nat	Vehicle	Cat	Clas	Km/h	Session
23	Wehrlen Pascal		PALM			B	1	225.7	Free Practice - 1
19	Azar Jeremy		ROSSELSP			A	1	218.1	Free Practice - 1
20	Chahinian Franck		CCF			A	2	218.1	Free Practice - 1
1	Jaubert Mathys		PALM			A	3	217.5	Qualifying - 1
63	Allaire Frédéric		ST ELOI			A	4	216.8	Free Practice - 1
40	Labescat Franck		CCF			A	5	216.8	Free Practice - 1
52	Leguem David		ST ELOI			A	6	216.2	Free Practice - 2
44	Girardot Alain		CCF			B	2	216.2	Free Practice - 2
24	Noregral Bruno		PALM			A	7	216.2	Qualifying - 1
41	Meignan Pascal		ST ELOI			B	3	215.5	Free Practice - 1
3	Dallois Pierre-Emmanuel		IND			A	8	215.5	Free Practice - 1
12	Griffon Arnaud		CCF			A	9	215.5	Free Practice - 2
18	Dallois Jean-Michel		IND			A	10	215.5	Free Practice - 2
30	Gachnang Gary		PALM			A	11	215.5	Qualifying - 1
59	Clay Tristan		CCF			A	12	215.5	Qualifying - 1
2	Pretin Antoine		CCF			A	13	214.9	Free Practice - 1
75	Pinto Alexandre		ST ELOI			A	14	214.9	Free Practice - 1
9	Bizet Henri		PALM			A	15	214.9	Free Practice - 2
98	Guerin Olivier		CCF			A	16	214.2	Free Practice - 1
16	Huot Harold		ROSSELSP			A	17	214.2	Free Practice - 1
92	Loi Olivier		ST ELOI			A	18	214.2	Free Practice - 1
69	Quetaud Philippe		CCF			A	19	214.2	Free Practice - 2
88	Mignatelli Arnaud		CCF			A	20	214.2	Free Practice - 2
15	Cordel Hervé		CCF			B	4	213.6	Free Practice - 1
29	Moussier Eric		CCF			A	21	213.6	Free Practice - 1
211	Troin Arnaud		ROSSELSP			A	22	213.6	Free Practice - 2
25	Massoutre Olivier		CCF			B	5	213.6	Qualifying - 1
68	Antoni Christophe		IND			A	23	212.3	Free Practice - 2
32	Mignatelli Jean-Pierre		CCF			B	6	211.7	Free Practice - 1
8	Senard Patrick		CCF			B	7	211.7	Free Practice - 1
11	Schmied Remy		IND			A	24	211.7	Qualifying - 1
35	Gassin Bastien		ST ELOI			A	25	211.7	Qualifying - 1
26	Delaisse François Clement		CCF			A	26	211.1	Qualifying - 1
74	Gossiaux Jean-Philippe		ST ELOI			A	27	211.1	Qualifying - 1
60	Chatelain Francis		PALM			B	8	211.1	Qualifying - 1
76	Gossiaux Philippe		ST ELOI			B	9	210.5	Free Practice - 2
38	Boueix Claude		DOG RACING			B	10	206.3	Qualifying - 1

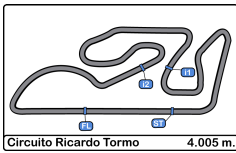


YOKOHAMA

MOTUL

GT2i

Depancel



Circuit Ricardo Tormo
Caterham Cup 420R
Qualifying - 1
Pit Stop Analysis



12 Griffon Arnaud

A CCF

N°	In Day Time	In Time	Out Time	Pit Time	T. Pit Time	Handicap	Penalty
1	16:20:21.598	16:20:21.598	16:21:06.560	44.962	44.962		

16 Huot Harold

A ROSSELSP

N°	In Day Time	In Time	Out Time	Pit Time	T. Pit Time	Handicap	Penalty
1	16:23:08.783	16:23:08.783	16:23:52.687	43.904	43.904		

32 Mignatelli Jean-Pierre

B CCF

N°	In Day Time	In Time	Out Time	Pit Time	T. Pit Time	Handicap	Penalty
1	16:22:24.985	16:22:24.985	16:23:20.925	55.940	55.940		

40 Labescat Franck

A CCF

N°	In Day Time	In Time	Out Time	Pit Time	T. Pit Time	Handicap	Penalty
1	16:12:36.036	16:12:36.036	16:13:53.358	1:17.322	1:17.322		

52 Leguem David

A ST ELOI

N°	In Day Time	In Time	Out Time	Pit Time	T. Pit Time	Handicap	Penalty
1	16:21:14.932	16:21:14.932	16:21:54.697	39.765	39.765		

76 Gossiaux Philippe

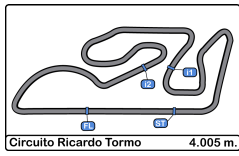
B ST ELOI

N°	In Day Time	In Time	Out Time	Pit Time	T. Pit Time	Handicap	Penalty
1	16:22:01.762	16:22:01.762	16:23:06.389	1:04.627	1:04.627		

92 Loi Olivier

A ST ELOI

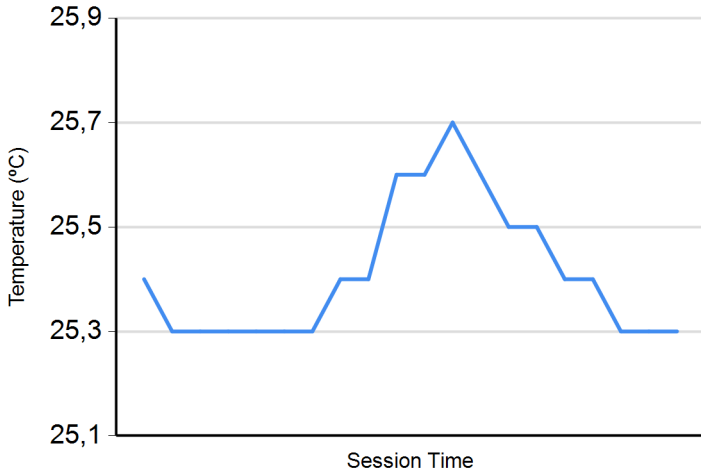
N°	In Day Time	In Time	Out Time	Pit Time	T. Pit Time	Handicap	Penalty
1	16:23:29.618	16:23:29.618	16:24:12.291	42.673	42.673		



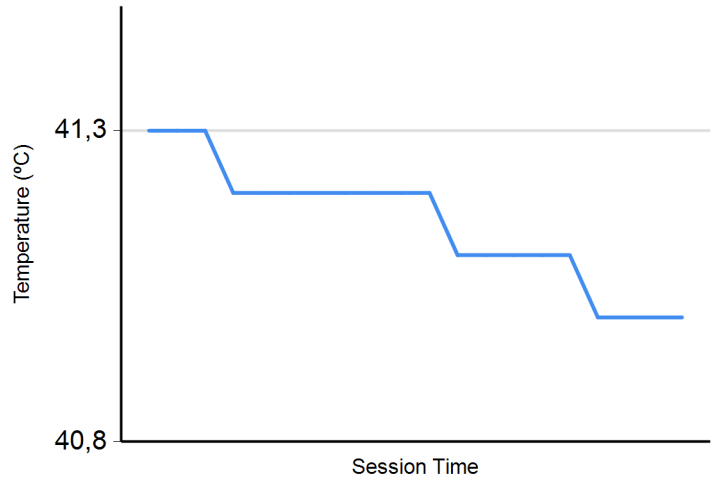
Circuit Ricardo Tormo
Caterham Cup 420R
Qualifying - 1
Weather Report



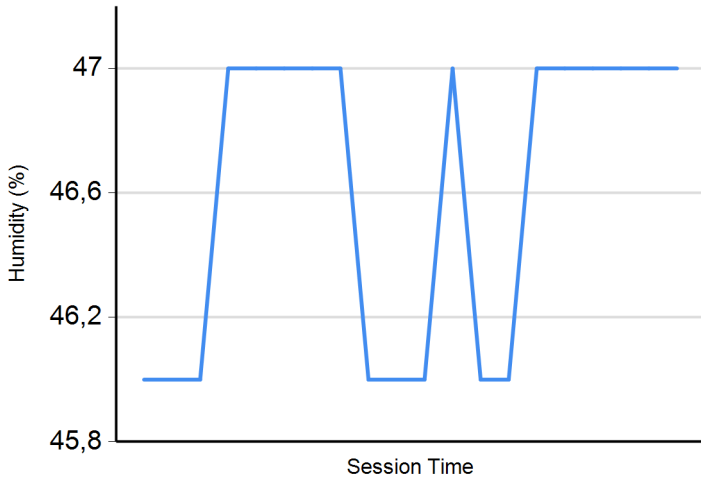
Air Temperature



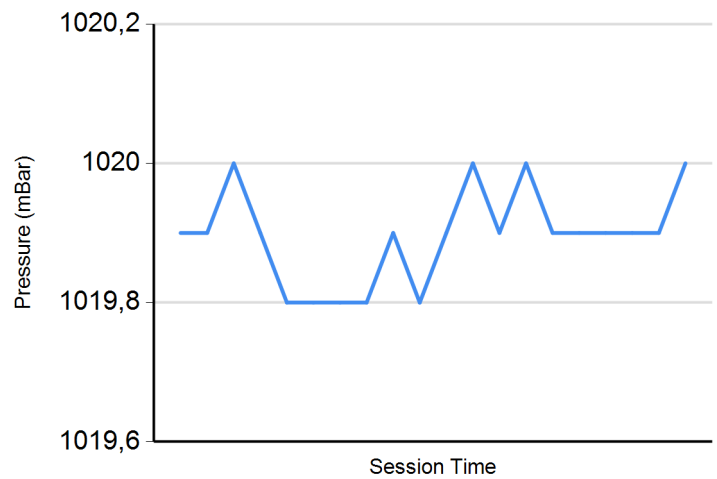
Track Temperature



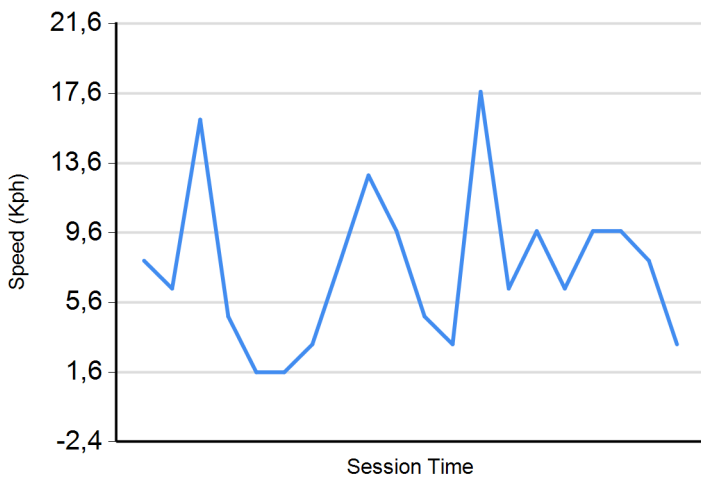
Humidity



Pressure



Wind Speed



Wind direction

