

**Circuit Ricardo Tormo**  
**Caterham Cup ROADSPORT**  
**Qualifying - 1**  
**Provisional Results**



Clas	Nº	Driver	Nat	Team	Nat	Vehicle	Cat	Clas	Laps	Best	Time	Gap	Interval	Km/h
1	1	Mota Mickael	FRA	PALM	FRA				11	9	1:53.679			126.8
2	47	Di Palma Christian	FRA	IND	FRA				10	8	1:54.910	1.231	1.231	125.4
3	72	Chazal Yoan	FRA	ST ELOI	FRA				12	10	1:55.323	1.644	0.413	125.0
4	44	Dépierre Arthur	FRA	ROSSELSP	FRA				12	6	1:55.392	1.713	0.069	124.9
5	7	Veyrat Guillaume	FRA	CCF	FRA				11	9	1:55.432	1.753	0.040	124.9
6	55	Semaille Bertrand	FRA	PALM	FRA				12	8	1:55.451	1.772	0.019	124.8
7	69	Leboucher Ugo	FRA	ST ELOI	FRA				12	10	1:55.599	1.920	0.148	124.7
8	22	Palanque Dominique	FRA	IND	FRA				11	10	1:55.644	1.965	0.045	124.6
9	3	Farines Benoit	FRA	PALM	FRA				11	6	1:55.770	2.091	0.126	124.5
10	12	Dallois Guillaume	FRA	IND	FRA				12	6	1:55.914	2.235	0.144	124.3
11	26	Laganier Stephan	FRA	CCF	FRA				11	7	1:56.089	2.410	0.175	124.1
12	8	Bodard Xavier	FRA	ST ELOI	FRA				11	5	1:56.169	2.490	0.080	124.1
13	53	Buathier Sébastien	FRA	ROSSELSP	FRA				12	6	1:56.255	2.576	0.086	124.0
14	34	Djiane Stephane	FRA	CCF	FRA				11	9	1:56.282	2.603	0.027	123.9
15	25	Monjalet Thomas	FRA	IND	FRA				10	8	1:56.305	2.626	0.023	123.9
16	81	Fleury François-Xavier	FRA	ST ELOI	FRA				11	3	1:56.362	2.683	0.057	123.9
17	23	Girardot Christophe	FRA	CCF	FRA				11	9	1:56.470	2.791	0.108	123.7
18	281	Aggoun Arnaud	FRA	CCF	FRA				11	9	1:57.153	3.474	0.683	123.0
19	46	Herold Gaylor	FRA	CCF	FRA				11	7	1:57.408	3.729	0.255	122.8
20	88	Gauthier Pierre-Gilles	FRA	ST ELOI	FRA				11	7	1:57.565	3.886	0.157	122.6
21	86	Croizon Jeremy	FRA	IND	FRA				11	6	1:57.579	3.900	0.014	122.6
22	599	Domange Frédéric	FRA	ST ELOI	FRA				11	7	1:57.598	3.919	0.019	122.6
23	52	Pietri Jean-Fabrice	FRA	CCF	FRA				11	7	1:57.804	4.125	0.206	122.3
24	33	Lenoir Sebastien	FRA	IND	FRA				11	10	1:58.140	4.461	0.336	122.0
25	91	Marette Brice	FRA	CCF	FRA				11	6	1:58.306	4.627	0.166	121.8
26	14	Paris Jean-Laurent	FRA	ROSSELSP	FRA				11	5	1:58.329	4.650	0.023	121.8
27	80	Caspar Arnaud	FRA	ST ELOI	FRA				11	7	1:58.794	5.115	0.465	121.3
28	43	Maloisel Frédéric	FRA	ROSSELSP	FRA				11	4	1:58.869	5.190	0.075	121.2
29	57	Hudin Olivier	FRA	IND	FRA				8	6	1:58.899	5.220	0.030	121.2
30	19	Auchere Herve	FRA	ST ELOI	FRA				11	7	1:59.032	5.353	0.133	121.1
31	28	Pinson Eric	FRA	ST ELOI	FRA				11	10	2:00.911	7.232	1.879	119.2
32	63	Perrinel Louis-Vincent	FRA	ST ELOI	FRA				11	10	2:02.593	8.914	1.682	117.6
33	16	Brun Stephane	FRA	ROSSELSP	FRA				10	5	2:03.263	9.584	0.670	116.9
34	4	Buathier Evelyne	FRA	ROSSELSP	FRA				10	5	2:03.543	9.864	0.280	116.7
35	67	Biasse Jean-Claude	FRA	ST ELOI	FRA				10	5	2:11.981	18.302	8.438	109.2

**\* PENALTIES**

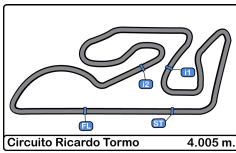
CARS 12, 19, 43, 52, 55, 81, 86 & 91 TIME DELETED DUETRACK LIMITS

Published at:.....

Track Temp: 41.1 °C Air Temp: 26.2 °C Humidity: 45 % Track Status: DRY

<b>Stewards:</b>	<b>Race Director:</b>	<b>Timekeeper:</b> 
------------------	-----------------------	------------------------





**Circuit Ricardo Tormo**  
**Caterham Cup ROADSPORT**  
**Qualifying - 1**



**Provisional Results by Category**

Clas	Nº	Driver	Nat	Team	Nat	Vehicle	Cat	Clas	Laps	Best	Time	Gap	Interval	Km/h
1	1	Mota Mickael	FRA	PALM	FRA				11	9	1:53.679			126.8
2	47	Di Palma Christian	FRA	IND	FRA				10	8	1:54.910	1.231	1.231	125.4
3	72	Chazal Yoan	FRA	ST ELOI	FRA				12	10	1:55.323	1.644	0.413	125.0
4	44	Dépierre Arthur	FRA	ROSSELSP	FRA				12	6	1:55.392	1.713	0.069	124.9
5	7	Veyrat Guillaume	FRA	CCF	FRA				11	9	1:55.432	1.753	0.040	124.9
6	55	Semaille Bertrand	FRA	PALM	FRA				12	8	1:55.451	1.772	0.019	124.8
7	69	Leboucher Ugo	FRA	ST ELOI	FRA				12	10	1:55.599	1.920	0.148	124.7
8	22	Palanque Dominique	FRA	IND	FRA				11	10	1:55.644	1.965	0.045	124.6
9	3	Farines Benoit	FRA	PALM	FRA				11	6	1:55.770	2.091	0.126	124.5
10	12	Dallois Guillaume	FRA	IND	FRA				12	6	1:55.914	2.235	0.144	124.3
11	26	Laganier Stephan	FRA	CCF	FRA				11	7	1:56.089	2.410	0.175	124.1
12	8	Bodard Xavier	FRA	ST ELOI	FRA				11	5	1:56.169	2.490	0.080	124.1
13	53	Buathier Sébastien	FRA	ROSSELSP	FRA				12	6	1:56.255	2.576	0.086	124.0
14	34	Djiane Stephane	FRA	CCF	FRA				11	9	1:56.282	2.603	0.027	123.9
15	25	Monjalet Thomas	FRA	IND	FRA				10	8	1:56.305	2.626	0.023	123.9
16	81	Fleury François-Xavier	FRA	ST ELOI	FRA				11	3	1:56.362	2.683	0.057	123.9
17	23	Girardot Christophe	FRA	CCF	FRA				11	9	1:56.470	2.791	0.108	123.7
18	281	Aggoun Arnaud	FRA	CCF	FRA				11	9	1:57.153	3.474	0.683	123.0
19	46	Herold Gaylor	FRA	CCF	FRA				11	7	1:57.408	3.729	0.255	122.8
20	88	Gauthier Pierre-Gilles	FRA	ST ELOI	FRA				11	7	1:57.565	3.886	0.157	122.6
21	86	Croizon Jeremy	FRA	IND	FRA				11	6	1:57.579	3.900	0.014	122.6
22	599	Domange Frédéric	FRA	ST ELOI	FRA				11	7	1:57.598	3.919	0.019	122.6
23	52	Pietri Jean-Fabrice	FRA	CCF	FRA				11	7	1:57.804	4.125	0.206	122.3
24	33	Lenoir Sebastien	FRA	IND	FRA				11	10	1:58.140	4.461	0.336	122.0
25	91	Marette Brice	FRA	CCF	FRA				11	6	1:58.306	4.627	0.166	121.8
26	14	Paris Jean-Laurent	FRA	ROSSELSP	FRA				11	5	1:58.329	4.650	0.023	121.8
27	80	Caspar Arnaud	FRA	ST ELOI	FRA				11	7	1:58.794	5.115	0.465	121.3
28	43	Maloisel Frédéric	FRA	ROSSELSP	FRA				11	4	1:58.869	5.190	0.075	121.2
29	57	Hudin Olivier	FRA	IND	FRA				8	6	1:58.899	5.220	0.030	121.2
30	19	Auchere Herve	FRA	ST ELOI	FRA				11	7	1:59.032	5.353	0.133	121.1
31	28	Pinson Eric	FRA	ST ELOI	FRA				11	10	2:00.911	7.232	1.879	119.2
32	63	Perrinel Louis-Vincent	FRA	ST ELOI	FRA				11	10	2:02.593	8.914	1.682	117.6
33	16	Brun Stephane	FRA	ROSSELSP	FRA				10	5	2:03.263	9.584	0.670	116.9
34	4	Buathier Evelyne	FRA	ROSSELSP	FRA				10	5	2:03.543	9.864	0.280	116.7
35	67	Biasse Jean-Claude	FRA	ST ELOI	FRA				10	5	2:11.981	18.302	8.438	109.2

**\* PENALTIES**

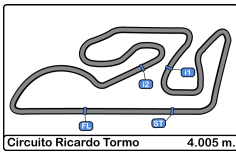
CARS 12, 19, 43, 52, 55, 81, 86 & 91 TIME DELETED DUETRACK LIMITS

Published at:.....

Track Temp: 41.1 °C Air Temp: 26.2 °C Humidity: 45 % Track Status: DRY

<b>Stewards:</b>	<b>Race Director:</b>	<b>Timekeeper:</b> 
------------------	-----------------------	------------------------





**Circuit Ricardo Tormo**  
**Caterham Cup ROADSPORT**  
**Qualifying - 1**  
**Lap Analysis**



**1** Mota Mickael **8** Bodard Xavier

PALM

ST ELOI

Lap	D	Time	Sector 1	Sector 2	Sector 3	T. Spd	Elapsed	Lap	D	Time	Sector 1	Sector 2	Sector 3	T. Spd	Elapsed
1		15:02:11.176	15:00:57.062	41.604	32.510		15:02:11.176	1		15:02:08.568	15:00:51.378	42.796	34.394		15:02:08.568
2		1:55.381	43.232	40.022	32.127	184.6	15:04:06.557	2		1:57.564	44.074	40.854	32.636	188.4	15:04:06.132
3		1:55.252	42.529	40.315	32.408	193.5	15:06:01.809	3		1:57.363	44.264	40.766	32.333	183.2	15:06:03.495
4		1:54.574	42.867	39.653	32.054	181.8	15:07:56.383	4		1:57.798	44.341	40.670	32.787	187.0	15:08:01.293
5		1:54.312	42.677	39.673	31.962	180.9	15:09:50.695	5		<b>1:56.169</b>	43.648	40.385	<b>32.136</b>	186.5	15:09:57.462
6		1:54.022	42.636	39.822	31.564	181.8	15:11:44.717	6		1:57.036	43.942	40.778	32.316	186.0	15:11:54.498
7		1:59.012	45.341	41.831	31.840	183.6	15:13:43.729	7		2:06.603	<b>43.430</b>	41.400	41.773	186.5	15:14:01.101
8		1:53.780	42.811	<b>39.511</b>	31.458	180.9	15:15:37.509	8		1:58.809	45.247	40.895	32.667	182.7	15:15:59.910
9		<b>1:53.679</b>	<b>42.506</b>	39.741	<b>31.432</b>	181.3	15:17:31.188	9		1:56.464	43.629	<b>40.335</b>	32.500	184.1	15:17:56.374
10		1:56.471	42.588	39.916	33.967	181.8	15:19:27.659	10		1:57.002	43.593	40.968	32.441	184.1	15:19:53.376
11		2:06.854 P	42.620	41.020	43.214	181.3	15:21:34.513	11		2:08.089 P	43.605	40.622	43.862	181.8	15:22:01.465

**3** Farines Benoit **12** Dallois Guillaume

PALM

IND

Lap	D	Time	Sector 1	Sector 2	Sector 3	T. Spd	Elapsed	Lap	D	Time	Sector 1	Sector 2	Sector 3	T. Spd	Elapsed
1		15:02:07.269	15:00:50.182	42.484	34.603		15:02:07.269	1		15:02:09.419	15:00:54.010	41.587	33.822		15:02:09.419
2		1:57.723	44.893	40.433	32.397	185.5	15:04:04.992	2		1:59.905	45.782	41.103	33.020	187.9	15:04:09.324
3		1:59.567	43.941	42.607	33.019	187.0	15:06:04.559	3		1:58.108	44.441	40.997	32.670	186.5	15:06:07.432
4		1:59.065	43.756	40.400	34.909	188.9	15:08:03.624	4		1:57.005	43.708	40.776	32.521	189.4	15:08:04.437
5		1:59.137	45.521	40.848	32.768	187.9	15:10:02.761	5		1:56.587	43.464	40.646	32.477	186.5	15:10:01.024
6		<b>1:55.770</b>	43.338	40.430	<b>32.002</b>	184.1	15:11:58.531	6		<b>1:55.914</b>	<b>43.230</b>	40.481	<b>32.203</b>	189.4	15:11:56.938
7		1:57.491	43.318	40.434	33.739	184.1	15:13:56.022	7		1:58.117	43.764	<b>40.386</b>	33.967	192.0	15:13:55.055
8		1:56.414	<b>43.173</b>	40.541	32.700	187.5	15:15:52.436	8		<del>1:57.224</del>	43.337	41.125	32.762	187.5	15:15:52.279
9		1:56.375	43.560	40.675	32.140	184.1	15:17:48.811	9		1:57.637	44.100	40.800	32.737	190.9	15:17:49.916
10		1:56.519	43.506	40.503	32.510	187.5	15:19:45.330	10		<del>1:56.878</del>	44.209	40.446	32.223	185.5	15:19:46.794
11		2:24.918 P	43.937	<b>40.315</b>	1:00.666	183.2	15:22:10.248	11		<del>1:58.609</del>	43.577	40.588	34.534	181.8	15:21:45.493
12		2:28.713 P						12		2:28.713 P	51.723	47.669	49.321	175.6	15:24:14.206

**4** Buathier Evelyne **14** Paris Jean-Laurent

ROSSELSP

ROSSELSP

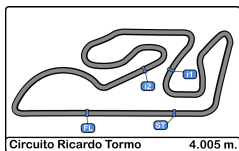
Lap	D	Time	Sector 1	Sector 2	Sector 3	T. Spd	Elapsed	Lap	D	Time	Sector 1	Sector 2	Sector 3	T. Spd	Elapsed
1		15:03:04.272	15:01:45.120	44.280	34.872		15:03:04.272	1		15:02:13.304	15:00:56.751	42.583	33.970		15:02:13.304
2		2:33.134	<b>46.436</b>	1:11.225	35.473	185.0	15:05:37.406	2		2:00.783	45.628	41.592	33.563	187.5	15:04:14.087
3		2:03.926	46.463	42.939	34.524	175.6	15:07:41.332	3		1:59.258	44.416	41.571	33.271	185.5	15:06:13.345
4		2:05.143	46.922	42.736	35.485	176.9	15:09:46.475	4		1:59.004	44.429	41.297	33.278	186.5	15:08:12.349
5		<b>2:03.543</b>	46.537	<b>42.359</b>	34.647	179.5	15:11:50.018	5		<b>1:58.329</b>	<b>44.131</b>	<b>40.963</b>	33.235	186.5	15:10:10.678
6		2:11.905	51.174	44.056	36.675	179.1	15:14:01.923	6		1:58.853	44.450	41.312	<b>33.091</b>	184.6	15:12:09.531
7		2:06.298	47.490	44.354	<b>34.454</b>	175.1	15:16:08.221	7		1:59.400	44.796	41.500	33.104	182.7	15:14:08.931
8		2:04.556	47.515	42.587	34.454	180.9	15:18:12.777	8		1:59.770	44.893	41.231	33.646	181.8	15:16:08.701
9		2:05.722	46.547	44.199	34.976	180.0	15:20:18.499	9		2:01.134	45.038	41.970	34.126	183.2	15:18:09.835
10		2:21.174 P	50.014	45.299	45.861	157.2	15:22:39.673	10		2:00.008	45.607	41.299	33.102	179.5	15:20:09.843
11								11		2:16.871 P	47.997	45.659	43.215	171.4	15:22:26.714

**7** Veyrat Guillaume

CCF

Lap	D	Time	Sector 1	Sector 2	Sector 3	T. Spd	Elapsed
1		15:02:17.867	15:00:57.961	41.976	37.930		15:02:17.867
2		2:00.868	45.072	41.568	34.228	183.6	15:04:18.735
3		1:56.533	43.632	40.655	32.246	179.1	15:06:15.268
4		2:02.009	43.757	42.743	35.509	186.5	15:08:17.277
5		1:56.064	43.611	40.255	32.198	186.0	15:10:13.341
6		1:56.239	<b>43.246</b>	40.386	32.607	184.1	15:12:09.580
7		1:55.724	43.348	40.239	32.137	180.9	15:14:05.304
8		1:59.702	44.105	41.396	34.201	185.0	15:16:05.006
9		<b>1:55.432</b>	43.313	<b>40.114</b>	<b>32.005</b>	186.5	15:18:00.438
10		1:58.569	44.204	41.923	32.442	187.5	15:19:59.007
11		2:09.163 P	43.247	40.459	45.457	185.0	15:22:08.170





**Circuit Ricardo Tormo**  
**Caterham Cup ROADSPORT**  
**Qualifying - 1**  
**Lap Analysis**



16

Brun Stephane

25

Monjalet Thomas

ROSSELSP

IND

Lap	D	Time	Sector 1	Sector 2	Sector 3	T. Spd	Elapsed	Lap	D	Time	Sector 1	Sector 2	Sector 3	T. Spd	Elapsed
1		15:02:43.331	15:01:16.325	49.001	38.005		15:02:43.331	1		15:03:00.664	15:01:44.593	42.904	33.167		15:03:00.664
2		2:07.747	47.699	43.967	36.081	174.3	15:04:51.078	2		1:57.431	43.554	40.846	33.031	181.8	15:04:58.095
3		2:06.034	47.289	43.415	35.330	183.6	15:06:57.112	3		1:58.746	43.643	40.532	34.571	179.5	15:06:56.841
4		2:04.245	46.914	42.772	34.559	187.0	15:09:01.357	4		1:58.066	44.581	40.676	32.809	186.0	15:08:54.907
5		<b>2:03.263</b>	<b>46.251</b>	42.775	<b>34.237</b>	181.3	15:11:04.620	5		1:56.890	43.806	40.325	32.759	178.2	15:10:51.797
6		2:04.591	47.222	42.414	34.955	182.7	15:13:09.211	6		1:56.661	43.502	40.407	32.752	182.2	15:12:48.458
7		2:03.970	46.630	<b>42.135</b>	35.205	183.6	15:15:13.181	7		1:56.755	43.463	40.253	33.039	179.5	15:14:45.213
8		2:04.687	47.165	42.722	34.800	172.2	15:17:17.868	8		<b>1:56.305</b>	43.625	40.167	<b>32.513</b>	180.9	15:16:41.518
9		3:17.029	47.060	45.643	1:44.326	177.3	15:20:34.897	9		2:02.340	43.488	43.790	35.062	182.2	15:18:43.858
10		2:30.167 P	50.630	47.940	51.597	165.5	15:23:05.064	10		2:05.232 P	<b>43.380</b>	<b>40.166</b>	41.686	186.5	15:20:49.090

19

Auchere Herve

26

Laganier Stephan

ST ELOI

CCF

Lap	D	Time	Sector 1	Sector 2	Sector 3	T. Spd	Elapsed	Lap	D	Time	Sector 1	Sector 2	Sector 3	T. Spd	Elapsed
1		15:02:20.751	15:01:05.090	42.102	33.559		15:02:20.751	1		15:03:39.869	15:02:24.270	42.482	33.117		15:03:39.869
2		1:59.912	<b>44.762</b>	41.611	33.539	181.8	15:04:20.663	2		1:58.023	44.422	40.912	32.689	187.0	15:05:37.892
3		<del>2:00.347</del>	45.144	41.543	33.630	180.4	15:06:20.980	3		1:56.628	43.672	<b>40.362</b>	32.594	188.4	15:07:34.520
4		2:00.349	44.963	41.999	33.387	181.8	15:08:21.329	4		1:56.250	43.528	40.573	32.149	184.1	15:09:30.770
5		1:59.609	45.138	41.055	33.416	181.8	15:10:20.938	5		1:56.207	43.605	40.463	32.139	188.4	15:11:26.977
6		2:01.636	45.598	41.594	34.444	179.5	15:12:22.574	6		1:56.273	43.474	40.596	32.203	184.6	15:13:23.250
7		<b>1:59.032</b>	44.772	<b>41.021</b>	<b>33.239</b>	184.1	15:14:21.606	7		<b>1:56.089</b>	43.699	40.422	<b>31.968</b>	187.0	15:15:19.339
8		1:59.896	45.203	41.361	33.332	179.1	15:16:21.502	8		1:58.443	44.085	40.670	33.688	188.9	15:17:17.782
9		2:00.641	44.981	42.187	33.473	181.3	15:18:22.143	9		1:56.264	<b>43.448</b>	40.597	32.219	183.2	15:19:14.046
10		2:00.694	44.819	41.152	34.723	181.3	15:20:22.837	10		1:56.273	43.571	40.573	32.129	185.5	15:21:10.319
11		2:26.958 P	51.370	43.545	52.043	173.0	15:22:49.795	11		2:15.732 P	50.769	42.689	42.274	165.5	15:23:26.051

22

Palanque Dominique

28

Pinson Eric

IND

ST ELOI

Lap	D	Time	Sector 1	Sector 2	Sector 3	T. Spd	Elapsed	Lap	D	Time	Sector 1	Sector 2	Sector 3	T. Spd	Elapsed
1		15:02:55.599	15:01:38.115	43.490	33.994		15:02:55.599	1		15:02:46.129	15:01:24.049	46.108	35.972		15:02:46.129
2		1:58.036	44.592	40.842	32.602	183.2	15:04:53.635	2		2:04.193	46.478	43.051	34.664	176.4	15:04:50.322
3		2:01.218	45.024	42.345	33.849	183.6	15:06:54.853	3		2:05.897	46.517	43.233	36.147	183.2	15:06:56.219
4		1:56.393	43.423	40.595	32.375	187.0	15:08:51.246	4		2:13.018	56.801	42.152	34.065	180.4	15:09:09.237
5		1:56.265	43.485	40.355	32.425	187.5	15:10:47.511	5		2:01.987	45.884	41.958	34.145	176.0	15:11:11.224
6		2:00.948 P	43.493	40.407	37.048	185.5	15:12:48.459	6		2:03.766	45.901	43.656	34.209	173.0	15:13:14.990
7		2:55.413	1:41.654	41.112	32.647		15:15:43.872	7		2:01.568	45.683	42.462	<b>33.423</b>	176.9	15:15:16.558
8		1:55.916	43.573	<b>40.206</b>	<b>32.137</b>	183.2	15:17:39.788	8		2:08.768	47.662	44.809	36.297	182.2	15:17:25.326
9		1:55.711	43.196	40.265	32.250	193.0	15:19:35.499	9		2:02.463	46.110	41.992	34.361	175.1	15:19:27.789
10		<b>1:55.644</b>	<b>42.999</b>	40.375	32.270	185.0	15:21:31.143	10		<b>2:00.911</b>	<b>45.036</b>	<b>41.836</b>	34.039	176.4	15:21:28.700
11		2:28.307 P	54.721	48.271	45.315	157.5	15:23:59.450	11		2:23.093 P	48.977	44.855	49.261	171.4	15:23:51.793

23

Girardot Christophe

33

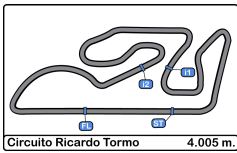
Lenoir Sebastien

CCF

IND

Lap	D	Time	Sector 1	Sector 2	Sector 3	T. Spd	Elapsed	Lap	D	Time	Sector 1	Sector 2	Sector 3	T. Spd	Elapsed
1		15:02:17.398	15:00:59.207	42.046	36.145		15:02:17.398	1		15:03:17.084	15:01:46.906	55.090	35.088		15:03:17.084
2		1:58.637	44.895	41.333	32.409	184.1	15:04:16.035	2		2:00.829	45.636	41.693	33.500	178.6	15:05:17.913
3		1:57.504	43.588	41.329	32.587	187.0	15:06:13.539	3		1:59.905	45.040	41.291	33.574	176.9	15:07:17.818
4		1:57.339	43.722	41.015	32.602	189.4	15:08:10.878	4		1:59.210	44.672	41.324	33.214	181.3	15:09:17.028
5		1:57.199	43.868	40.914	32.417	187.9	15:10:08.077	5		1:59.900	44.775	41.275	33.850	176.9	15:11:16.928
6		1:56.909	44.102	40.628	<b>32.179</b>	182.7	15:12:04.986	6		1:59.193	44.462	41.421	33.310	176.4	15:13:16.121
7		1:56.820	43.943	40.562	32.315	184.1	15:14:01.806	7		1:59.635	44.993	41.193	33.449	179.5	15:15:15.756
8		1:59.691	45.313	41.907	32.471	189.9	15:16:01.497	8		2:02.224	45.580	41.906	34.738	178.2	15:17:17.980
9		<b>1:56.470</b>	<b>43.422</b>	40.468	32.580	185.0	15:17:57.967	9		1:58.386	44.568	<b>40.897</b>	<b>32.921</b>	177.7	15:19:16.366
10		1:57.019	43.843	<b>40.425</b>	32.751	186.0	15:19:54.986	10		<b>1:58.140</b>	<b>44.177</b>	40.998	32.965	178.2	15:21:14.506
11		2:14.239 P	43.841	48.759	41.639	186.0	15:22:09.225	11		2:25.809 P	48.986	46.954	49.869	176.9	15:23:40.315





**Circuit Ricardo Tormo**  
**Caterham Cup ROADSPORT**  
**Qualifying - 1**  
**Lap Analysis**



34

Djiane Stephane

46

Herold Gaylor

CCF

CCF

Lap	D	Time	Sector 1	Sector 2	Sector 3	T. Spd	Elapsed	Lap	D	Time	Sector 1	Sector 2	Sector 3	T. Spd	Elapsed
1		15:02:14.782	15:01:00.917	40.766	33.099		15:02:14.782	1		15:02:27.201	15:01:09.659	43.630	33.912		15:02:27.201
2		1:58.956	44.675	41.516	32.765	187.0	15:04:13.738	2		1:59.973	44.816	41.789	33.368	182.2	15:04:27.174
3		1:58.143	44.024	41.194	32.925	182.2	15:06:11.881	3		1:58.845	44.202	41.484	33.159	185.0	15:06:26.019
4		1:57.887	44.132	40.984	32.771	182.2	15:08:09.768	4		1:59.086	44.309	41.529	33.248	186.0	15:08:25.105
5		1:58.449	44.253	41.150	33.046	183.6	15:10:08.217	5		1:58.105	44.265	41.120	32.720	186.5	15:10:23.210
6		1:59.179	44.590	40.509	34.080	186.0	15:12:07.396	6		1:58.571	44.281	41.043	33.247	183.2	15:12:21.781
7		1:57.741	44.607	40.415	32.719	183.6	15:14:05.137	7		1:57.408	44.002	40.974	32.432	184.6	15:14:19.189
8		1:58.348	44.542	41.485	32.321	182.7	15:16:03.485	8		1:57.465	43.884	41.124	32.457	186.5	15:16:16.654
9		1:56.282	43.603	40.227	32.452	181.8	15:17:59.767	9		2:00.414	46.041	41.471	32.902	189.9	15:18:17.068
10		1:56.714	43.854	40.438	32.422	186.0	15:19:56.481	10		2:03.112	43.634	45.925	33.553	186.0	15:20:20.180
11		2:08.477 P	44.193	41.666	42.618	181.3	15:22:04.958	11		2:25.431 P	49.820	45.054	50.557	178.6	15:22:45.611

43

Maloisel Frédéric

47

Di Palma Christian

ROSSELSP

IND

Lap	D	Time	Sector 1	Sector 2	Sector 3	T. Spd	Elapsed	Lap	D	Time	Sector 1	Sector 2	Sector 3	T. Spd	Elapsed
1		15:02:13.480	15:00:56.225	43.016	34.239		15:02:13.480	1		15:02:59.705	15:01:45.118	41.819	32.768		15:02:59.705
2		2:00.898	46.341	41.721	32.836	186.5	15:04:14.378	2		1:56.124	43.381	40.670	32.073	184.6	15:04:55.829
3		1:59.852	44.696	41.953	33.203	187.9	15:06:14.230	3		1:58.543	43.592	41.173	33.778	187.9	15:06:54.372
4		1:58.869	44.351	41.621	32.897	184.6	15:08:13.099	4		1:55.741	43.062	40.072	32.607	186.0	15:08:50.113
5		1:58.931	44.315	41.407	33.209	187.5	15:10:12.030	5		1:55.005	42.917	40.037	32.051	187.9	15:10:45.118
6		2:00.735	45.517	42.018	33.200	181.3	15:12:12.765	6		2:00.187	43.147	43.573	33.467	186.5	15:12:45.305
7		2:01.512	45.124	42.589	33.799	180.0	15:14:14.277	7		2:00.257	42.986	40.821	36.450	190.4	15:14:45.562
8		2:01.498	45.807	42.377	33.314	181.3	15:16:15.775	8		1:54.910	42.628	39.908	32.374	193.5	15:16:40.472
9		2:01.475	46.175	42.045	33.255	185.0	15:18:17.250	9		2:02.703	43.042	44.891	34.770	187.5	15:18:43.175
10		2:01.366	44.790	42.570	34.006	183.2	15:20:18.616	10		2:04.526 P	42.907	40.219	41.400	188.9	15:20:47.701
11		2:23.219 P	50.683	45.268	47.268	162.5	15:22:41.835								

44

Dépierre Arthur

52

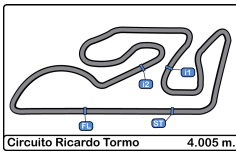
Pietri Jean-Fabrice

ROSSELSP

CCF

Lap	D	Time	Sector 1	Sector 2	Sector 3	T. Spd	Elapsed	Lap	D	Time	Sector 1	Sector 2	Sector 3	T. Spd	Elapsed
1		15:02:06.511	15:00:50.958	41.932	33.621		15:02:06.511	1		15:02:36.923	15:01:17.550	44.676	34.697		15:02:36.923
2		1:56.784	44.057	40.447	32.280	184.1	15:04:03.295	2		2:00.651	44.922	41.775	33.954	178.6	15:04:37.574
3		1:58.695	45.194	41.286	32.215	182.7	15:06:01.990	3		2:00.123	45.162	41.215	33.746	182.2	15:06:37.697
4		1:56.575	43.974	40.501	32.100	180.4	15:07:58.565	4		1:58.024	44.109	41.514	33.301	183.6	15:08:36.621
5		1:57.725	45.786	40.103	31.836	183.2	15:09:56.290	5		2:00.135	45.171	41.443	33.521	186.0	15:10:36.756
6		1:55.392	43.235	40.164	31.993	192.0	15:11:51.682	6		2:01.063	45.176	42.731	33.156	185.5	15:12:37.819
7		1:55.519	43.249	40.306	31.964	185.5	15:13:47.201	7		1:57.804	43.893	41.105	32.806	178.6	15:14:35.623
8		1:55.599	43.341	40.248	32.010	181.3	15:15:42.800	8		1:59.189	45.371	40.871	32.947	177.7	15:16:34.812
9		1:55.463	43.329	40.142	31.992	179.1	15:17:38.263	9		1:59.309	44.328	40.917	34.064	180.9	15:18:34.121
10		1:55.797	43.427	40.151	32.219	179.5	15:19:34.060	10		1:59.506	44.651	41.492	33.363	180.0	15:20:33.627
11		1:56.841	43.762	40.289	32.790	182.7	15:21:30.901	11		2:27.476 P	46.430	42.866	58.180	180.4	15:23:01.103
12		2:30.754 P	55.546	48.056	47.152	160.3	15:24:01.655								





**Circuit Ricardo Tormo**  
**Caterham Cup ROADSPORT**  
**Qualifying - 1**  
**Lap Analysis**



**53**

Buathier Sébastien

**67**

Biasse Jean-Claude

ROSSELSP

ST ELOI

Lap	D	Time	Sector 1	Sector 2	Sector 3	T. Spd	Elapsed	Lap	D	Time	Sector 1	Sector 2	Sector 3	T. Spd	Elapsed
1		15:02:09.580	15:00:55.291	40.759	33.530		15:02:09.580	1		15:02:47.592	15:01:22.831	46.263	38.498		15:02:47.592
2		1:57.783	43.924	40.676	33.183	187.5	15:04:07.363	2		2:14.579	50.321	47.037	37.221	167.4	15:05:02.171
3		1:59.136	43.680	40.993	34.463	188.9	15:06:06.499	3		2:14.940	50.372	47.048	37.520	167.8	15:07:17.111
4		1:56.963	43.208	40.677	33.078	187.9	15:08:03.462	4		2:13.821	49.892	47.353	36.576	166.6	15:09:30.932
5		1:56.725	43.256	40.539	32.930	187.0	15:10:00.187	5		<b>2:11.981</b>	<b>49.126</b>	<b>45.831</b>	37.024	166.2	15:11:42.913
6		<b>1:56.255</b>	43.349	40.436	32.470	187.5	15:11:56.442	6		2:15.783	49.314	46.892	39.577	165.8	15:13:58.696
7		1:58.384	43.244	<b>40.382</b>	34.758	188.4	15:13:54.826	7		2:13.774	50.241	47.345	<b>36.188</b>	167.8	15:16:12.470
8		1:59.020	45.429	40.755	32.836	182.7	15:15:53.846	8		2:13.090	50.519	46.345	36.226	171.0	15:18:25.560
9		1:59.562	<b>42.938</b>	41.093	35.531	188.9	15:17:53.408	9		2:17.501	52.752	47.571	37.178	167.4	15:20:43.061
10		1:56.819	43.577	40.791	<b>32.451</b>	185.0	15:19:50.227	10		2:31.972 P	49.287	47.635	55.050	165.8	15:23:15.033
11		1:59.123	43.314	40.846	34.963	185.5	15:21:49.350								
12		2:28.249 P	48.630	47.974	51.645	154.1	15:24:17.599								

**55**

Semaille Bertrand

**69**

Leboucher Ugo

PALM

ST ELOI

Lap	D	Time	Sector 1	Sector 2	Sector 3	T. Spd	Elapsed	Lap	D	Time	Sector 1	Sector 2	Sector 3	T. Spd	Elapsed
1		15:02:07.481	15:00:50.683	42.440	34.358		15:02:07.481	1		15:02:08.153	15:00:51.829	41.911	34.413		15:02:08.153
2		1:56.405	44.137	40.202	32.066	189.9	15:04:03.886	2		1:58.194	44.907	40.804	32.483	183.6	15:04:06.347
3		1:58.060	44.115	40.861	33.084	186.0	15:06:01.946	3		1:56.653	43.347	41.177	32.129	189.4	15:06:03.000
4		1:57.068		2:38.815	32.198	183.2	15:07:59.014	4		1:56.472	43.812	40.480	32.180	184.1	15:07:59.472
5		1:56.216	43.574	40.392	32.250	190.4	15:09:55.230	5		1:57.218	43.473	41.127	32.618	185.0	15:09:56.690
6		1:58.428	45.689	40.539	32.200	179.5	15:11:53.658	6		1:55.895	43.652	40.188	32.055	187.5	15:11:52.585
7		1:55.991	43.163	<b>39.970</b>	32.858		15:13:49.649	7		1:55.758	43.435	40.293	<b>32.030</b>	188.9	15:13:48.343
8		<b>1:55.451</b>	43.339	40.223	<b>31.889</b>	185.0	15:15:45.100	8		1:55.794	<b>43.127</b>	40.364	32.303	183.6	15:15:44.137
9		1:56.857	43.291	41.224	32.342	187.9	15:17:41.957	9		1:56.144	43.537	40.535	32.072	186.0	15:17:40.281
10		<del>1:54.872</del>	<b>42.733</b>	40.014	32.125	184.1	15:19:36.829	10		<b>1:55.599</b>	43.136	40.263	32.200	185.0	15:19:35.880
11		<del>1:55.943</del>	42.818	40.105	32.120		15:21:31.872	11		1:55.682	43.134	<b>40.120</b>	32.428	187.5	15:21:31.562
12		2:31.129 P	55.077	48.156	47.896	158.9	15:24:03.001	12		2:36.837 P	56.673	51.856	48.308	142.2	15:24:08.399

**57**

Hudin Olivier

**72**

Chazal Yoan

IND

ST ELOI

Lap	D	Time	Sector 1	Sector 2	Sector 3	T. Spd	Elapsed	Lap	D	Time	Sector 1	Sector 2	Sector 3	T. Spd	Elapsed
1		15:03:06.878	15:01:48.170	45.060	33.648		15:03:06.878	1		15:02:06.278	15:00:49.726	42.442	34.110		15:02:06.278
2		2:45.283 P	<b>44.644</b>	1:19.036	41.603	180.9	15:05:52.161	2		2:01.598	48.624	40.479	32.495	180.0	15:04:07.876
3		6:36.175	5:20.720	42.176	33.279		15:12:28.336	3		1:56.031	43.316	40.414	32.301	190.4	15:06:03.907
4		2:00.204	45.202	41.597	33.405	177.3	15:14:28.540	4		1:55.960	43.550	40.356	<b>32.054</b>	193.0	15:07:59.867
5		1:59.345	44.699	41.614	<b>33.032</b>	176.9	15:16:27.885	5		1:56.093	43.536	40.322	32.235	190.4	15:09:55.960
6		<b>1:58.899</b>	44.699	<b>41.162</b>	33.038	175.6	15:18:26.784	6		1:56.366	44.011	40.071	32.284	187.5	15:11:52.326
7		2:03.878	45.791	41.194	36.893	178.2	15:20:30.662	7		1:55.589	43.202	40.257	32.130	188.9	15:13:47.915
8		2:23.548 P	47.681	42.940	52.927	165.8	15:22:54.210	8		1:55.896	43.317	40.230	32.349	184.6	15:15:43.811
								9		1:55.598	43.258	40.155	32.185	186.5	15:17:39.409
								10		<b>1:55.323</b>	<b>43.179</b>	<b>39.999</b>	32.145	187.0	15:19:34.732
								11		1:56.014	43.375	40.236	32.403	189.4	15:21:30.746
								12		2:11.852 P	45.235	42.574	44.043	182.2	15:23:42.598

**63**

Perrinel Louis-Vincent

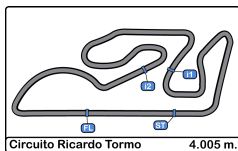
ST ELOI

Lap	D	Time	Sector 1	Sector 2	Sector 3	T. Spd	Elapsed
1		15:02:44.303	15:01:24.730	44.567	35.006		15:02:44.303
2		2:05.361	47.040	43.082	35.239	184.1	15:04:49.664
3		2:06.862	47.767	43.207	35.888	178.6	15:06:56.526
4		2:03.939	46.390	42.170	35.379	185.0	15:09:00.465
5		2:03.897	46.083	42.262	35.552	184.6	15:11:04.362
6		2:04.435	46.608	42.748	35.079	180.0	15:13:08.797
7		2:04.841	46.078	42.778	35.985	177.3	15:15:13.638
8		2:05.137	47.153	43.023	34.961	179.5	15:17:18.775
9		2:04.094	46.374	43.391	<b>34.329</b>	186.0	15:19:22.869
10		<b>2:02.593</b>	<b>45.441</b>	<b>42.130</b>	35.022	184.6	15:21:25.462
11		2:23.657 P	49.601	46.579	47.477	175.6	15:23:49.119



Depance





**Circuit Ricardo Tormo**  
**Caterham Cup ROADSPORT**  
**Qualifying - 1**  
**Lap Analysis**



80

Caspar Arnaud

88

Gauthier Pierre-Gilles

ST ELOI

ST ELOI

Lap	D	Time	Sector 1	Sector 2	Sector 3	T. Spd	Elapsed	Lap	D	Time	Sector 1	Sector 2	Sector 3	T. Spd	Elapsed
1		15:02:41.830	15:01:24.414	43.480	33.936		15:02:41.830	1		15:02:20.186	15:01:04.611	41.971	33.604		15:02:20.186
2		2:00.057	45.068	41.298	33.691	180.4	15:04:41.887	2		2:01.287	45.612	42.206	33.469	180.4	15:04:21.473
3		1:59.423	44.858	41.356	33.209	178.6	15:06:41.310	3		1:59.819	44.600	41.786	33.433	184.6	15:06:21.292
4		1:59.378	44.836	41.001	33.541	177.7	15:08:40.688	4		1:58.950	44.905	41.326	32.719	181.3	15:08:20.242
5		1:59.720	44.915	41.413	33.392	178.2	15:10:40.408	5		1:58.300	43.959	41.249	33.092	182.7	15:10:18.542
6		1:59.312	44.970	41.146	33.196	177.3	15:12:39.720	6		1:58.620	44.323	41.481	32.816	181.3	15:12:17.162
7		<b>1:58.794</b>	44.624	<b>40.956</b>	33.214	180.9	15:14:38.514	7		<b>1:57.565</b>	44.133	<b>40.930</b>	<b>32.502</b>	179.5	15:14:14.727
8		2:00.076	45.209	41.579	33.288	176.4	15:16:38.590	8		2:00.084	45.620	41.553	32.911	187.9	15:16:14.811
9		1:59.664	45.210	41.330	<b>33.124</b>	176.0	15:18:38.254	9		1:58.450	44.509	41.282	32.659	179.1	15:18:13.261
10		1:59.775	<b>44.455</b>	41.647	33.673	178.2	15:20:38.029	10		1:57.602	<b>43.586</b>	41.362	32.654	187.9	15:20:10.863
11		2:28.972 P	49.988	47.485	51.499	155.1	15:23:07.001	11		2:18.672 P	47.468	45.630	45.574	157.2	15:22:29.535

81

Fleury François-Xavier

91

Marette Brice

ST ELOI

CCF

Lap	D	Time	Sector 1	Sector 2	Sector 3	T. Spd	Elapsed	Lap	D	Time	Sector 1	Sector 2	Sector 3	T. Spd	Elapsed
1		15:02:11.185	15:00:55.821	41.721	33.643		15:02:11.185	1		15:02:35.766	15:01:16.777	45.021	33.968		15:02:35.766
2		1:58.244	44.465	40.964	32.815	180.9	15:04:09.429	2		2:01.026	45.825	41.714	33.487	181.8	15:04:36.792
3		<b>1:56.362</b>	43.591	40.593	32.178	183.2	15:06:05.791	3		2:00.356	45.201	41.645	33.510	180.9	15:06:37.148
4		<del>1:56.457</del>	43.268	40.466	32.423	179.1	15:08:01.948	4		1:59.185	<b>44.177</b>	41.787	33.221	184.6	15:08:36.333
5		<del>1:55.950</del>	43.238	40.583	32.129	187.9	15:09:57.898	5		1:59.989	45.011	41.644	33.334	185.0	15:10:36.322
6		1:57.792	44.260	40.761	32.771	188.4	15:11:55.690	6		<b>1:58.306</b>	44.535	<b>41.102</b>	32.669	185.5	15:12:34.628
7		<del>2:03.440</del>	43.663	40.255	39.522	182.7	15:13:59.130	7		1:59.163	45.354	41.143	<b>32.666</b>	187.9	15:14:33.791
8		<del>1:55.482</del>	43.211	40.323	31.948	184.6	15:15:54.612	8		1:58.869	44.358	41.303	33.208	191.4	15:16:32.660
9		<del>1:55.513</del>	<b>42.789</b>	40.435	32.289	187.5	15:17:50.125	9		<del>1:58.213</del>	44.321	41.139	32.753	188.9	15:18:30.873
10		<del>1:55.424</del>	43.409	<b>40.165</b>	<b>31.850</b>	185.5	15:19:45.549	10		<del>2:04.464</del>	46.037	41.697	33.717	188.9	15:20:32.324
11		<del>2:10.014</del> P	44.659	42.330	43.025	188.9	15:21:55.563	11		2:19.097 P	44.681	41.619	52.797	187.0	15:22:51.421

86

Croizon Jeremy

281

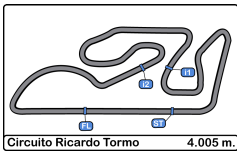
Aggoun Arnaud

IND

CCF

Lap	D	Time	Sector 1	Sector 2	Sector 3	T. Spd	Elapsed	Lap	D	Time	Sector 1	Sector 2	Sector 3	T. Spd	Elapsed
1		15:03:22.375	15:01:55.362	48.182	38.831		15:03:22.375	1		15:02:35.496	15:01:16.936	43.972	34.588		15:02:35.496
2		2:00.468	44.966	42.292	33.210	177.3	15:05:22.843	2		2:01.196	45.626	41.675	33.895	178.6	15:04:36.692
3		<del>1:59.044</del>	44.670	41.495	32.876	176.4	15:07:21.884	3		1:59.537	45.022	41.160	33.355	182.2	15:06:36.229
4		2:00.686	45.490	41.463	33.733	181.8	15:09:22.570	4		1:59.227	44.658	40.957	33.612	180.0	15:08:35.456
5		1:58.780	44.464	41.068	33.248	177.3	15:11:21.350	5		1:58.928	44.691	40.739	33.498	180.4	15:10:34.384
6		<b>1:57.579</b>	44.057	<b>40.721</b>	<b>32.801</b>	176.0	15:13:18.929	6		1:58.160	44.498	40.796	32.866	181.3	15:12:32.544
7		1:57.885	<b>43.947</b>	40.931	33.007	178.6	15:15:16.814	7		1:57.768	44.493	<b>40.508</b>	32.767	181.3	15:14:30.312
8		2:01.777	44.974	43.109	33.694	187.9	15:17:18.591	8		1:57.975	44.114	40.872	32.989	182.2	15:16:28.287
9		2:01.800	44.641	41.200	35.959	180.4	15:19:20.391	9		<b>1:57.153</b>	<b>43.797</b>	40.778	<b>32.578</b>	185.0	15:18:25.440
10		1:58.316	44.548	40.754	33.014	176.4	15:21:18.707	10		1:57.602	43.924	40.637	33.041	180.9	15:20:23.042
11		2:27.721 P	53.105	48.364	46.252	143.7	15:23:46.428	11		2:24.679 P	50.525	43.699	50.455	185.0	15:22:47.721





Circuit Ricardo Tormo  
Caterham Cup ROADSPORT  
Qualifying - 1  
Lap Analysis



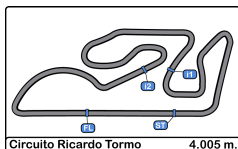
599

Domange Frédéric

ST ELOI

Lap	D	Time	Sector 1	Sector 2	Sector 3	T. Spd	Elapsed
1		15:02:39.683	15:01:19.977	43.658	36.048		15:02:39.683
2		1:59.960	44.338	41.652	33.970	182.7	15:04:39.643
3		1:59.325	44.679	41.243	33.403	185.0	15:06:38.968
4		1:58.605	44.296	41.117	33.192	190.4	15:08:37.573
5		1:59.556	44.632	41.387	33.537	189.4	15:10:37.129
6		1:58.284	44.203	40.922	33.159	190.9	15:12:35.413
7		<b>1:57.598</b>	44.054	41.061	<b>32.483</b>	188.9	15:14:33.011
8		1:58.784	43.961	41.020	33.803	186.0	15:16:31.795
9		1:57.688	<b>43.845</b>	<b>40.828</b>	33.015	182.7	15:18:29.483
10		1:59.666	44.238	41.093	34.335	187.5	15:20:29.149
11		2:28.832 P	50.586	42.672	55.574	165.5	15:22:57.981





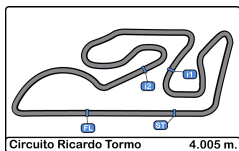
**Circuit Ricardo Tormo**  
**Caterham Cup ROADSPORT**  
**Qualifying - 1**



**Best Sectors Results**

Sector - 1			Sector - 2			Sector - 3			Ideal Lap vs Best Lap						
Clas	Nº	Driver	Time	Nº	Driver	Time	Nº	Driver	Time	Clas	Nº	Driver	Ideal Lap	Best Lap	Clas
1	1	Mota Mickael	42.506	1	Mota Mickael	39.511	1	Mota Mickael	31.432	1	1	Mota Mickael	1:53.449	1:53.679	1
2	47	Di Palma Christian	42.628	47	Di Palma Christian	39.908	44	Dépierre Arthur	31.836	2	47	Di Palma Christian	1:54.587	1:54.910	2
3	55	Semaille Bertrand	42.733	55	Semaille Bertrand	39.970	81	Fleury François-Xavier	31.850	3	55	Semaille Bertrand	1:54.592	1:55.451	6
4	81	Fleury François-Xavier	42.789	72	Chazal Yoan	39.999	55	Semaille Bertrand	31.889	4	81	Fleury François-Xavier	1:54.804	1:56.362	16
5	53	Buathier Sébastien	42.938	44	Dépierre Arthur	40.103	26	Laganier Stephan	31.968	5	44	Dépierre Arthur	1:55.174	1:55.392	4
6	22	Palanque Dominique	42.999	7	Veyrat Guillaume	40.114	3	Farines Benoit	32.002	6	72	Chazal Yoan	1:55.232	1:55.323	3
7	69	Leboucher Ugo	43.127	69	Leboucher Ugo	40.120	7	Veyrat Guillaume	32.005	7	69	Leboucher Ugo	1:55.277	1:55.599	7
8	3	Farines Benoit	43.173	81	Fleury François-Xavier	40.165	69	Leboucher Ugo	32.030	8	22	Palanque Dominique	1:55.342	1:55.644	8
9	72	Chazal Yoan	43.179	25	Monjalet Thomas	40.166	47	Di Palma Christian	32.051	9	7	Veyrat Guillaume	1:55.365	1:55.432	5
10	12	Dallois Guillaume	43.230	22	Palanque Dominique	40.206	72	Chazal Yoan	32.054	10	3	Farines Benoit	1:55.490	1:55.770	9
11	44	Dépierre Arthur	43.235	34	Djiane Stephane	40.227	8	Bodard Xavier	32.136	11	53	Buathier Sébastien	1:55.771	1:56.255	13
12	7	Veyrat Guillaume	43.246	3	Farines Benoit	40.315	22	Palanque Dominique	32.137	12	26	Laganier Stephan	1:55.778	1:56.089	11
13	25	Monjalet Thomas	43.380	8	Bodard Xavier	40.335	23	Girardot Christophe	32.179	13	12	Dallois Guillaume	1:55.819	1:55.914	10
14	23	Girardot Christophe	43.422	26	Laganier Stephan	40.362	12	Dallois Guillaume	32.203	14	8	Bodard Xavier	1:55.901	1:56.169	12
15	8	Bodard Xavier	43.430	53	Buathier Sébastien	40.382	34	Djiane Stephane	32.321	15	23	Girardot Christophe	1:56.026	1:56.470	17
16	26	Laganier Stephan	43.448	12	Dallois Guillaume	40.386	46	Herold Gaylor	32.432	16	25	Monjalet Thomas	1:56.059	1:56.305	15
17	88	Gauthier Pierre-Gilles	43.586	23	Girardot Christophe	40.425	53	Buathier Sébastien	32.451	17	34	Djiane Stephane	1:56.151	1:56.282	14
18	34	Djiane Stephane	43.603	281	Aggoun Arnaud	40.508	599	Domange Frédéric	32.483	18	281	Aggoun Arnaud	1:56.883	1:57.153	18
19	46	Herold Gaylor	43.634	86	Croizon Jeremy	40.721	88	Gauthier Pierre-Gilles	32.502	19	88	Gauthier Pierre-Gilles	1:57.018	1:57.565	20
20	28	Aggoun Arnaud	43.797	599	Domange Frédéric	40.828	25	Monjalet Thomas	32.513	20	46	Herold Gaylor	1:57.040	1:57.408	19
21	59	Domange Frédéric	43.845	52	Pietri Jean-Fabrice	40.871	281	Aggoun Arnaud	32.578	21	599	Domange Frédéric	1:57.156	1:57.598	22
22	52	Pietri Jean-Fabrice	43.893	33	Lenoir Sebastien	40.897	91	Marette Brice	32.666	22	86	Croizon Jeremy	1:57.469	1:57.579	21
23	86	Croizon Jeremy	43.947	88	Gauthier Pierre-Gilles	40.930	86	Croizon Jeremy	32.801	23	52	Pietri Jean-Fabrice	1:57.570	1:57.804	23
24	14	Paris Jean-Laurent	44.131	80	Caspar Arnaud	40.956	52	Pietri Jean-Fabrice	32.806	24	91	Marette Brice	1:57.945	1:58.306	25
25	91	Marette Brice	44.177	14	Paris Jean-Laurent	40.963	43	Maloisel Frédéric	32.836	25	33	Lenoir Sebastien	1:57.995	1:58.140	24
26	33	Lenoir Sebastien	44.177	46	Herold Gaylor	40.974	33	Lenoir Sebastien	32.921	26	14	Paris Jean-Laurent	1:58.185	1:58.329	26
27	43	Maloisel Frédéric	44.315	19	Auchere Herve	41.021	57	Hudin Olivier	33.032	27	80	Caspar Arnaud	1:58.535	1:58.794	27
28	80	Caspar Arnaud	44.455	91	Marette Brice	41.102	14	Paris Jean-Laurent	33.091	28	43	Maloisel Frédéric	1:58.558	1:58.869	28
29	57	Hudin Olivier	44.644	57	Hudin Olivier	41.162	80	Caspar Arnaud	33.124	29	57	Hudin Olivier	1:58.838	1:58.899	29
30	19	Auchere Herve	44.762	43	Maloisel Frédéric	41.407	19	Auchere Herve	33.239	30	19	Auchere Herve	1:59.022	1:59.032	30
31	28	Pinson Eric	45.036	28	Pinson Eric	41.836	28	Pinson Eric	33.423	31	28	Pinson Eric	2:00.295	2:00.911	31
32	63	Perrinel Louis-Vincent	45.441	63	Perrinel Louis-Vincent	42.130	16	Brun Stephane	34.237	32	63	Perrinel Louis-Vincent	2:01.900	2:02.593	32
33	16	Brun Stephane	46.251	16	Brun Stephane	42.135	63	Perrinel Louis-Vincent	34.329	33	16	Brun Stephane	2:02.623	2:03.263	33
34	4	Buathier Evelyne	46.436	4	Buathier Evelyne	42.359	4	Buathier Evelyne	34.454	34	4	Buathier Evelyne	2:03.249	2:03.543	34
35	67	Biasse Jean-Claude	49.126	67	Biasse Jean-Claude	45.831	67	Biasse Jean-Claude	36.188	35	67	Biasse Jean-Claude	2:11.145	2:11.981	35





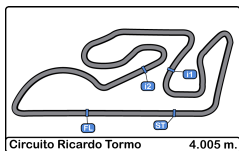
**Circuit Ricardo Tormo**  
**Caterham Cup ROADSPORT**  
**Qualifying - 1**  
**Best 5 Lap Times**



Circuito Ricardo Tormo 4.005 m

Cls	N°	Driver	Nat	Team	Nat	Vehicle	Cat	Cls	Best 1		Best 2		Best 3		Best 4		Best 5	
									Time	Lap	Time	Lap	Time	Lap	Time	Lap	Time	Lap
1	1	Mota Mickael	FRA	PALM	FRA				1:53.679	9	1:53.780	8	1:54.022	6	1:54.312	5	1:54.574	4
2	47	Di Palma Christian	FRA	IND	FRA				1:54.910	8	1:55.005	5	1:55.741	4	1:56.124	2	1:58.543	3
3	72	Chazal Yoan	FRA	ST ELOI	FRA				1:55.323	10	1:55.589	7	1:55.598	9	1:55.896	8	1:55.960	4
4	44	Dépierre Arthur	FRA	ROSSELSP	FRA				1:55.392	6	1:55.463	9	1:55.519	7	1:55.599	8	1:55.797	10
5	7	Veyrat Guillaume	FRA	CCF	FRA				1:55.432	9	1:55.724	7	1:56.064	5	1:56.239	6	1:56.533	3
6	55	Semaille Bertrand	FRA	PALM	FRA				1:55.451	8	1:55.991	7	1:56.216	5	1:56.405	2	1:56.857	9
7	69	Leboucher Ugo	FRA	ST ELOI	FRA				1:55.599	10	1:55.682	11	1:55.758	7	1:55.794	8	1:55.895	6
8	22	Palanque Dominique	FRA	IND	FRA				1:55.644	10	1:55.711	9	1:55.916	8	1:56.265	5	1:56.393	4
9	3	Farines Benoit	FRA	PALM	FRA				1:55.770	6	1:56.375	9	1:56.414	8	1:56.519	10	1:57.491	7
10	12	Dallois Guillaume	FRA	IND	FRA				1:55.914	6	1:56.587	5	1:57.005	4	1:57.637	9	1:58.108	3
11	26	Laganier Stephan	FRA	CCF	FRA				1:56.089	7	1:56.207	5	1:56.250	4	1:56.264	9	1:56.273	6
12	8	Bodard Xavier	FRA	ST ELOI	FRA				1:56.169	5	1:56.464	9	1:57.002	10	1:57.036	6	1:57.363	3
13	53	Buathier Sébastien	FRA	ROSSELSP	FRA				1:56.255	6	1:56.725	5	1:56.819	10	1:56.963	4	1:57.783	2
14	34	Djiane Stephane	FRA	CCF	FRA				1:56.282	9	1:56.714	10	1:57.741	7	1:57.887	4	1:58.143	3
15	25	Monjalet Thomas	FRA	IND	FRA				1:56.305	8	1:56.661	6	1:56.755	7	1:56.890	5	1:57.431	2
16	81	Fleury François-Xavier	FRA	ST ELOI	FRA				1:56.362	3	1:57.792	6	1:58.244	2				
17	23	Girardot Christophe	FRA	CCF	FRA				1:56.470	9	1:56.820	7	1:56.909	6	1:57.019	10	1:57.199	5
18	281	Aggoun Arnaud	FRA	CCF	FRA				1:57.153	9	1:57.602	10	1:57.768	7	1:57.975	8	1:58.160	6
19	46	Herold Gaylor	FRA	CCF	FRA				1:57.408	7	1:57.465	8	1:58.105	5	1:58.571	6	1:58.845	3
20	88	Gauthier Pierre-Gilles	FRA	ST ELOI	FRA				1:57.565	7	1:57.602	10	1:58.300	5	1:58.450	9	1:58.620	6
21	86	Croizon Jeremy	FRA	IND	FRA				1:57.579	6	1:57.885	7	1:58.316	10	1:58.780	5	2:00.468	2
22	599	Domange Frédéric	FRA	ST ELOI	FRA				1:57.598	7	1:57.688	9	1:58.284	6	1:58.605	4	1:58.784	8
23	52	Pietri Jean-Fabrice	FRA	CCF	FRA				1:57.804	7	1:59.309	9	2:00.123	3	2:00.651	2	2:01.063	6
24	33	Lenoir Sebastien	FRA	IND	FRA				1:58.140	10	1:58.386	9	1:59.193	6	1:59.210	4	1:59.635	7
25	91	Marette Brice	FRA	CCF	FRA				1:58.306	6	1:58.869	8	1:59.163	7	1:59.185	4	1:59.989	5
26	14	Paris Jean-Laurent	FRA	ROSSELSP	FRA				1:58.329	5	1:58.853	6	1:59.004	4	1:59.258	3	1:59.400	7
27	80	Caspar Arnaud	FRA	ST ELOI	FRA				1:58.794	7	1:59.312	6	1:59.378	4	1:59.423	3	1:59.664	9
28	43	Maloisel Frédéric	FRA	ROSSELSP	FRA				1:58.869	4	1:58.931	5	1:59.852	3	2:00.735	6	2:00.898	2
29	57	Hudin Olivier	FRA	IND	FRA				1:58.899	6	1:59.345	5	2:00.204	4	2:03.878	7	2:23.548	8
30	19	Auchere Herve	FRA	ST ELOI	FRA				1:59.032	7	1:59.609	5	1:59.896	8	1:59.912	2	2:00.349	4
31	28	Pinson Eric	FRA	ST ELOI	FRA				2:00.911	10	2:01.568	7	2:01.987	5	2:02.463	9	2:03.766	6
32	63	Perrinel Louis-Vincent	FRA	ST ELOI	FRA				2:02.593	10	2:03.897	5	2:03.939	4	2:04.094	9	2:04.435	6
33	16	Brun Stephane	FRA	ROSSELSP	FRA				2:03.263	5	2:03.970	7	2:04.245	4	2:04.591	6	2:04.687	8
34	4	Buathier Evelyne	FRA	ROSSELSP	FRA				2:03.543	5	2:03.926	3	2:04.556	8	2:05.143	4	2:05.722	9
35	67	Biasse Jean-Claude	FRA	ST ELOI	FRA				2:11.981	5	2:13.090	8	2:13.774	7	2:13.821	4	2:14.579	2





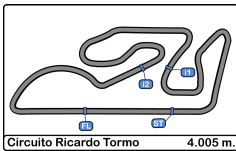
**Circuit Ricardo Tormo**  
**Caterham Cup ROADSPORT**  
**Qualifying - 1**  
**Best 5 Top Speeds**



Circuito Ricardo Tormo 4.005 m.

Cls	N°	Driver	Nat	Team	Nat	Vehicle	Cat	Cls	Top 1		Top 2		Top 3		Top 4		Top 5		Avg
									Km/h	Lap	Km/h	Lap	Km/h	Lap	Km/h	Lap	Km/h	Lap	
1	1	Mota Mickael	FRA	PALM	FRA				193.5	3	184.6	2	183.6	7	181.8	4	181.8	6	185.0
2	47	Di Palma Christian	FRA	IND	FRA				193.5	8	190.4	7	188.9	10	187.9	3	187.9	5	189.7
3	22	Palanque Dominique	FRA	IND	FRA				193.0	9	187.5	5	187.0	4	185.5	6	185.0	10	187.6
4	72	Chazal Yoan	FRA	ST ELOI	FRA				193.0	4	190.4	3	190.4	5	189.4	11	188.9	7	190.4
5	12	Dallois Guillaume	FRA	IND	FRA				192.0	7	190.9	9	189.4	4	189.4	6	187.9	2	189.9
6	44	Dépierre Arthur	FRA	ROSSELSP	FRA				192.0	6	185.5	7	184.1	2	183.2	5	182.7	3	185.5
7	91	Marette Brice	FRA	CCF	FRA				191.4	8	188.9	9	188.9	10	187.9	7	187.0	11	188.8
8	599	Domange Frédéric	FRA	ST ELOI	FRA				190.9	6	190.4	4	189.4	5	188.9	7	187.5	10	189.4
9	55	Semaille Bertrand	FRA	PALM	FRA				190.4	5	189.9	2	187.9	9	186.0	3	185.0	8	187.9
10	23	Girardot Christophe	FRA	CCF	FRA				189.9	8	189.4	4	187.9	5	187.0	3	186.0	10	188.0
11	46	Herold Gaylor	FRA	CCF	FRA				189.9	9	186.5	5	186.5	8	186.0	4	186.0	10	187.0
12	69	Leboucher Ugo	FRA	ST ELOI	FRA				189.4	3	188.9	7	187.5	6	187.5	11	186.0	9	187.8
13	3	Farines Benoit	FRA	PALM	FRA				188.9	4	187.9	5	187.5	8	187.5	10	187.0	3	187.7
14	26	Laganier Stephan	FRA	CCF	FRA				188.9	8	188.4	3	188.4	5	187.0	2	187.0	7	187.9
15	53	Buathier Sébastien	FRA	ROSSELSP	FRA				188.9	3	188.9	9	188.4	7	187.9	4	187.5	2	188.3
16	81	Fleury François-Xavier	FRA	ST ELOI	FRA				188.9	11	188.4	6	187.9	5	187.5	9	185.5	10	187.7
17	8	Bodard Xavier	FRA	ST ELOI	FRA				188.4	2	187.0	4	186.5	5	186.5	7	186.0	6	186.9
18	43	Maloisel Frédéric	FRA	ROSSELSP	FRA				187.9	3	187.5	5	186.5	2	185.0	9	184.6	4	186.3
19	86	Croizon Jeremy	FRA	IND	FRA				187.9	8	181.8	4	180.4	9	178.6	7	177.3	2	181.2
20	88	Gauthier Pierre-Gilles	FRA	ST ELOI	FRA				187.9	8	187.9	10	184.6	3	182.7	5	181.3	4	184.9
21	7	Veyrat Guillaume	FRA	CCF	FRA				187.5	10	186.5	4	186.5	9	186.0	5	185.0	8	186.3
22	14	Paris Jean-Laurent	FRA	ROSSELSP	FRA				187.5	2	186.5	4	186.5	5	185.5	3	184.6	6	186.1
23	16	Brun Stephane	FRA	ROSSELSP	FRA				187.0	4	183.6	3	183.6	7	182.7	6	181.3	5	183.6
24	34	Djiane Stephane	FRA	CCF	FRA				187.0	2	186.0	6	186.0	10	183.6	5	183.6	7	185.2
25	25	Monjalet Thomas	FRA	IND	FRA				186.5	10	186.0	4	182.2	6	182.2	9	181.8	2	183.7
26	52	Pietri Jean-Fabrice	FRA	CCF	FRA				186.0	5	185.5	6	183.6	4	182.2	3	180.9	9	183.6
27	63	Perrinel Louis-Vincent	FRA	ST ELOI	FRA				186.0	9	185.0	4	184.6	5	184.6	10	184.1	2	184.9
28	4	Buathier Evelyne	FRA	ROSSELSP	FRA				185.0	2	180.9	8	180.0	9	179.5	5	179.1	6	180.9
29	281	Aggoun Arnaud	FRA	CCF	FRA				185.0	9	185.0	11	182.2	3	182.2	8	181.3	6	183.2
30	19	Auchere Herve	FRA	ST ELOI	FRA				184.1	7	181.8	2	181.8	4	181.8	5	181.3	9	182.1
31	28	Pinson Eric	FRA	ST ELOI	FRA				183.2	3	182.2	8	180.4	4	176.9	7	176.4	2	179.8
32	33	Lenoir Sebastien	FRA	IND	FRA				181.3	4	179.5	7	178.6	2	178.2	8	178.2	10	179.2
33	57	Hudin Olivier	FRA	IND	FRA				180.9	2	178.2	7	177.3	4	176.9	5	175.6	6	177.7
34	80	Caspar Arnaud	FRA	ST ELOI	FRA				180.9	7	180.4	2	178.6	3	178.2	5	178.2	10	179.2
35	67	Biasse Jean-Claude	FRA	ST ELOI	FRA				171.0	8	167.8	3	167.8	7	167.4	2	167.4	9	168.3



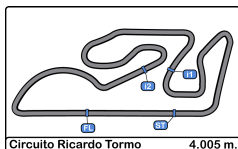


**Circuit Ricardo Tormo**  
**Caterham Cup ROADSPORT**  
**Qualifying - 1**



**Fastest Laps Sequence**

Lap	Time of Day	Session Time	N°	Driver	Nat	Team	Nat	Vehicle	Cat	Time	Km/h
2	15:04:03.295	4:03.295	44	Dépierre Arthur		ROSSELSP				1:56.784	123.4
2	15:04:03.886	4:03.886	55	Semaille Bertrand		PALM				1:56.405	123.8
2	15:04:06.557	4:06.557	1	Mota Mickael		PALM				1:55.381	124.9
3	15:06:01.809	6:01.809	1	Mota Mickael		PALM				1:55.252	125.0
4	15:07:56.383	7:56.383	1	Mota Mickael		PALM				1:54.574	125.8
5	15:09:50.695	9:50.695	1	Mota Mickael		PALM				1:54.312	126.1
6	15:11:44.717	11:44.717	1	Mota Mickael		PALM				1:54.022	126.4
8	15:15:37.509	15:37.509	1	Mota Mickael		PALM				1:53.780	126.7
9	15:17:31.188	17:31.188	1	Mota Mickael		PALM				1:53.679	126.8



**Circuit Ricardo Tormo**  
**Caterham Cup ROADSPORT**  
**Qualifying - 1**



**Event Best Maximum Speed**

N°	Driver	Nat	Team	Nat	Vehicle	Cat	Clas	Km/h	Session
23	Girardot Christophe	FRA	CCF	FRA				194.5	Free Practice - 2
53	Buathier Sébastien	FRA	ROSSELS	FRA				194.0	Free Practice - 1
91	Marette Brice	FRA	CCF	FRA				193.5	Free Practice - 1
46	Herold Gaylor	FRA	CCF	FRA				193.5	Free Practice - 1
1	Mota Mickael	FRA	PALM	FRA				193.5	Qualifying - 1
47	Di Palma Christian	FRA	IND	FRA				193.5	Qualifying - 1
72	Chazal Yoan	FRA	ST ELOI	FRA				193.0	Free Practice - 2
22	Palanque Dominique	FRA	IND	FRA				193.0	Qualifying - 1
55	Semaille Bertrand	FRA	PALM	FRA				192.5	Free Practice - 1
44	Dépierre Arthur	FRA	ROSSELS	FRA				192.0	Qualifying - 1
12	Dallois Guillaume	FRA	IND	FRA				192.0	Qualifying - 1
25	Monjalet Thomas	FRA	IND	FRA				191.4	Free Practice - 1
14	Paris Jean-Laurent	FRA	ROSSELS	FRA				190.9	Free Practice - 2
3	Farines Benoit	FRA	PALM	FRA				190.9	Free Practice - 2
34	Djiane Stephane	FRA	CCF	FRA				190.9	Free Practice - 2
599	Domange Frédéric	FRA	ST ELOI	FRA				190.9	Qualifying - 1
57	Hudin Olivier	FRA	IND	FRA				190.4	Free Practice - 1
7	Veyrat Guillaume	FRA	CCF	FRA				190.4	Free Practice - 2
33	Lenoir Sebastien	FRA	IND	FRA				189.9	Free Practice - 1
281	Aggoun Arnaud	FRA	CCF	FRA				189.4	Free Practice - 1
43	Maloisel Frédéric	FRA	ROSSELS	FRA				189.4	Free Practice - 2
69	Leboucher Ugo	FRA	ST ELOI	FRA				189.4	Qualifying - 1
26	Laganier Stephan	FRA	CCF	FRA				188.9	Qualifying - 1
81	Fleury François-Xavier	FRA	ST ELOI	FRA				188.9	Qualifying - 1
52	Pietri Jean-Fabrice	FRA	CCF	FRA				188.4	Free Practice - 2
8	Bodard Xavier	FRA	ST ELOI	FRA				188.4	Qualifying - 1
4	Buathier Evelyne	FRA	ROSSELS	FRA				187.9	Free Practice - 1
86	Croizon Jeremy	FRA	IND	FRA				187.9	Qualifying - 1
88	Gauthier Pierre-Gilles	FRA	ST ELOI	FRA				187.9	Qualifying - 1
16	Brun Stephane	FRA	ROSSELS	FRA				187.0	Qualifying - 1
19	Auchere Herve	FRA	ST ELOI	FRA				186.0	Free Practice - 1
80	Caspar Arnaud	FRA	ST ELOI	FRA				186.0	Free Practice - 2
63	Perrinel Louis-Vincent	FRA	ST ELOI	FRA				186.0	Qualifying - 1
28	Pinson Eric	FRA	ST ELOI	FRA				185.5	Free Practice - 2
67	Biasse Jean-Claude	FRA	ST ELOI	FRA				177.3	Free Practice - 1

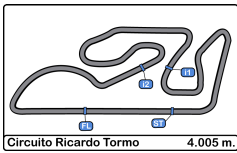


YOKOHAMA

MOTUL



Depance



**Circuit Ricardo Tormo**  
**Caterham Cup ROADSPORT**  
**Qualifying - 1**  
**Pit Stop Analysis**



**22**

Palanque Dominique

IND

N°	In Day Time	In Time	Out Time	Pit Time	T. Pit Time	Handicap	Penalty
1	15:12:46.228	15:12:46.228	15:13:49.278	1:03.050	1:03.050		

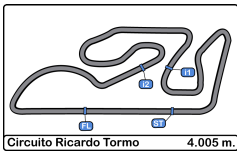
**57**

Hudin Olivier

IND

N°	In Day Time	In Time	Out Time	Pit Time	T. Pit Time	Handicap	Penalty
1	15:05:50.106	15:05:50.106	15:10:28.053	4:37.947	4:37.947		

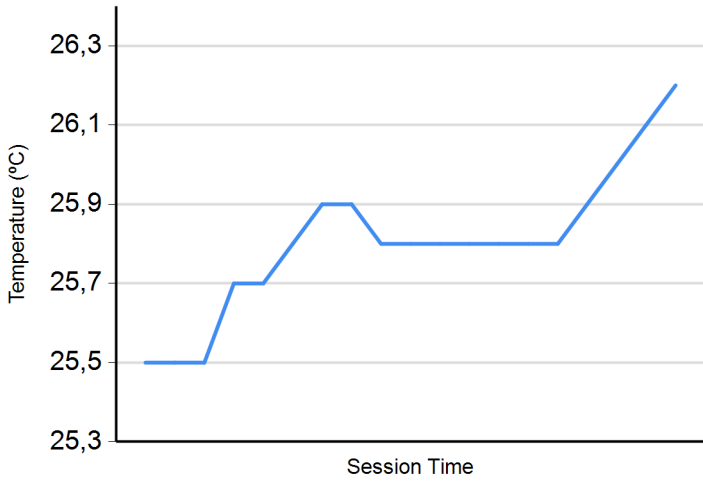




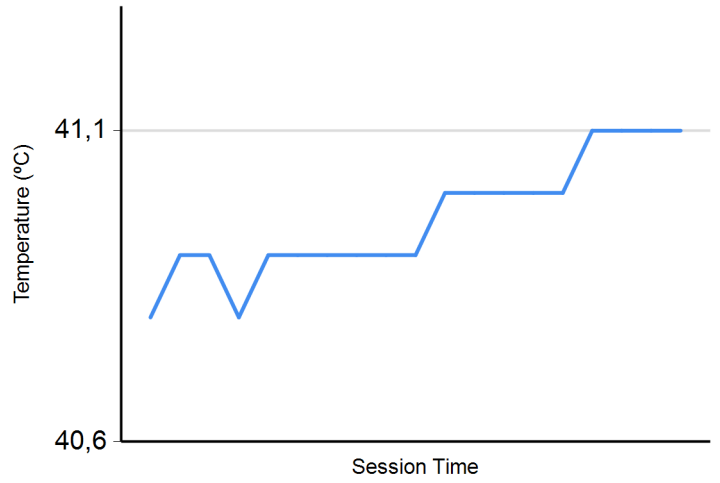
**Circuit Ricardo Tormo**  
**Caterham Cup ROADSPORT**  
**Qualifying - 1**  
**Weather Report**



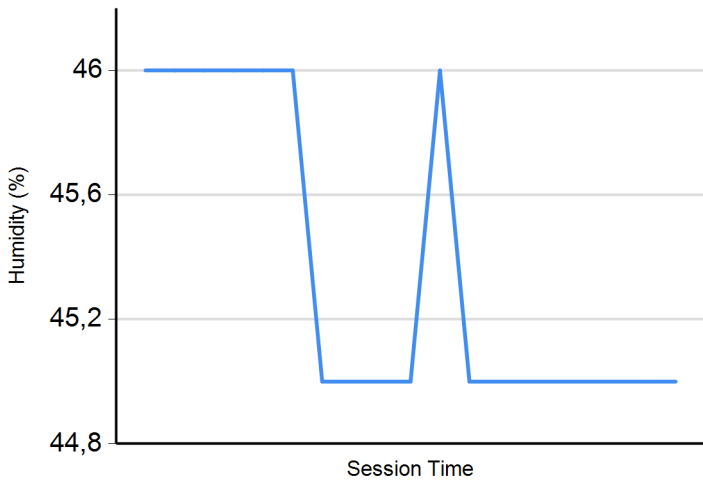
**Air Temperature**



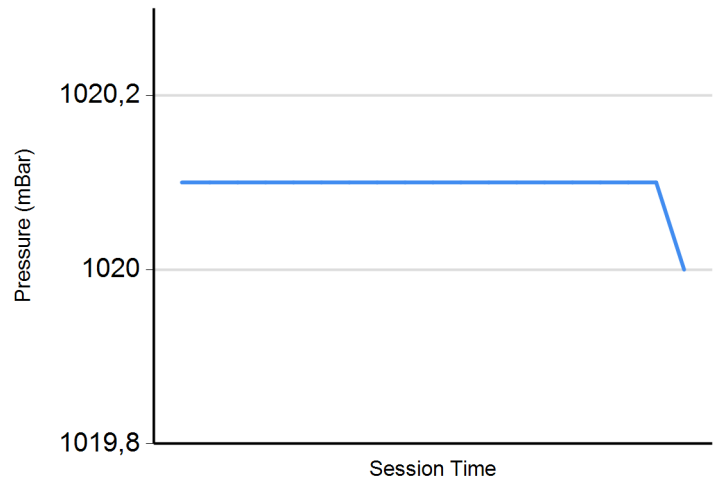
**Track Temperature**



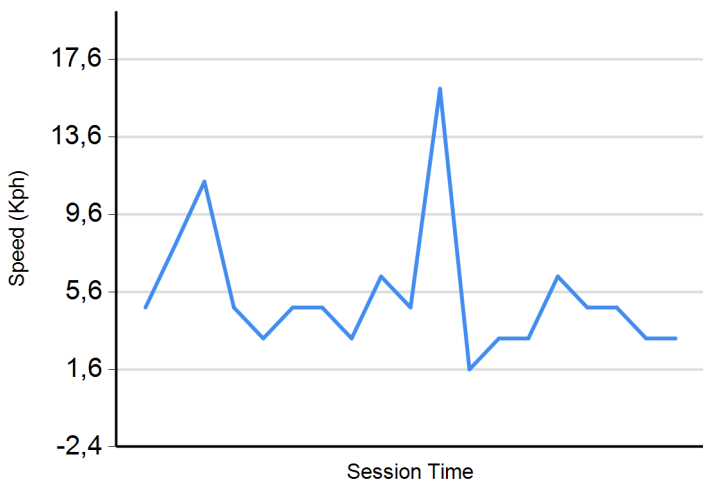
**Humidity**



**Pressure**



**Wind Speed**



**Wind direction**

North = 0°/360° Est = 90° South = 180° West = 270°

