

Circuit Ricardo Tormo
Caterham Cup 420R
Race - 1 Amended
Provisional Results



Cls	N°	Driver	Nat	Team	Nat	Vehicle	Cat	Cls	Laps	Total Time	Gap	Interval	Km/h	Best	Time	Km/h
1	52	Leguem David	FRA	ST ELOI	FRA		A	1	15	27:03.713			133.1	3	1:47.188	134.5
2	1	Jaubert Mathys	FRA	PALM	FRA		A	2	15	27:03.828	0.115	0.115	133.1	6	1:47.540	134.0
3	19	Azar Jeremy	SEN	ROSSELSP	FRA		A	3	15	27:10.869	7.156	7.041	132.6	4	1:47.785	133.7
4	2	Pretin Antoine	FRA	CCF	FRA		A	4	15	27:11.074	7.361	0.205	132.5	7	1:47.512	134.1
5	29	Moussier Eric	FRA	CCF	FRA		A	5	15	27:17.403	13.690	6.329	132.0	8	1:47.981	133.5
6	35	Gassin Bastien	FRA	ST ELOI	FRA		A	6	15	27:17.495	13.782	0.092	132.0	7	1:47.711	133.8
7	59	Clay Tristan	CHE	CCF	FRA		A	7	15	27:18.659	14.946	1.164	131.9	8	1:47.741	133.8
8	30	Gachnang Gary	FRA	PALM	FRA		A	8	15	27:18.701	14.988	0.042	131.9	5	1:47.950	133.5
9	23	Wehrle Pascal	FRA	PALM	FRA		B	1	15	27:19.326	15.613	0.625	131.9	5	1:47.977	133.5
10	9	Bizet Henri	FRA	PALM	FRA		A	9	15	27:19.405	15.692	0.079	131.9	8	1:47.937	133.5
11	18	Dallois Jean-Michel	FRA	IND	FRA		A	10	15	27:21.102	17.389	1.697	131.7	15	1:47.586	134.0
12	20	Chahinian Franck	FRA	CCF	FRA		A	11	15	27:22.501	18.788	1.399	131.6	15	1:47.997	133.5
13	12	Griffon Arnaud	FRA	CCF	FRA		A	12	15	27:26.671	22.958	4.170	131.3	9	1:48.286	133.1
14	60	Chatelain Francis	FRA	PALM	FRA		B	2	15	27:26.830	23.117	0.159	131.3	9	1:48.368	133.0
15	40	Labescat Franck	FRA	CCF	FRA		A	13	15	27:27.284	23.571	0.454	131.2	8	1:48.378	133.0
16	88	Mignatelli Arnaud	FRA	CCF	FRA		A	14	15	27:34.255	30.542	6.971	130.7	7	1:48.133	133.3
17	3	Dallois Pierre-Emmanuel	FRA	IND	FRA		A	15	15	27:34.501	30.788	0.246	130.7	7	1:48.144	133.3
18	44	Girardot Alain	FRA	CCF	FRA		B	3	15	27:34.984	31.271	0.483	130.6	7	1:48.446	132.9
19	92	Loi Olivier	FRA	ST ELOI	FRA		B	4	15	27:35.632	31.919	0.648	130.6	7	1:48.464	132.9
20	75	Pinto Alexandre	FRA	ST ELOI	FRA		A	16	15	27:36.088	32.375	0.456	130.5	9	1:48.541	132.8
21	74	Gossiaux Jean-Philippe	FRA	ST ELOI	FRA		A	17	15	27:36.414	32.701	0.326	130.5	7	1:48.452	132.9
22	16	Huot Harold	FRA	ROSSELSP	FRA		A	18	15	27:37.225	33.512	0.811	130.5	14	1:49.111	132.1
23	98	Guerin Olivier	FRA	CCF	FRA		A	19	15	27:37.304	33.591	0.079	130.4	14	1:48.479	132.9
24	69	Quetaud Philippe	FRA	CCF	FRA		A	20	15	27:48.219	44.506	10.915	129.6	3	1:49.762	131.3
25	63	Allaire Frédéric	FRA	ST ELOI	FRA		A	21	15	27:48.252	44.539	0.033	129.6	4	1:48.815	132.5
26	41	Meignan Pascal	FRA	ST ELOI	FRA		B	5	15	27:52.735	49.022	4.483	129.2	6	1:49.020	132.2
27	211	Troten Arnaud	FRA	ROSSELSP	FRA		A	22	15	27:55.289	51.576	2.554	129.0	15	1:49.785	131.3
28	68	Antoni Christophe	FRA	IND	FRA		A	23	15	27:56.538	52.825	1.249	128.9	8	1:49.714	131.4
29	15	Cordel Hervé	FRA	CCF	FRA		B	6	15	28:01.812	58.099	5.274	128.5	6	1:49.675	131.4
30	8	Senard Patrick	FRA	CCF	FRA		B	7	15	28:02.688	58.975	0.876	128.5	4	1:50.227	130.8
31	32	Mignatelli Jean-Pierre	FRA	CCF	FRA		B	8	15	28:09.378	1:05.665	6.690	128.0	4	1:50.551	130.4
32	26	Delaisse François Clement	FRA	CCF	FRA		A	24	15	28:12.554	1:08.841	3.176	127.7	6	1:50.368	130.6
33	76	Gossiaux Philippe	FRA	ST ELOI	FRA		B	9	15	28:13.280	1:09.567	0.726	127.7	15	1:50.851	130.0
34	11	Schmied Remy	FRA	IND	FRA		A	25	14	27:47.615	1 Lap	1 Lap	121.0	6	1:47.415	134.2

Not classified: (Requirements: 75% of number laps of leader = 12 Laps)

25	Massoutre Olivier	FRA	CCF	FRA		B	10	11	20:42.493	4 Laps	3 Laps	127.6	9	1:49.306	131.9
24	Noregral Bruno	FRA	PALM	FRA		A	26	8	19:17.302	7 Laps	3 Laps	99.6	4	1:48.498	132.8
38	Boueix Claude	FRA	DOG RACING	FRA		B	11	3	6:22.704	12 Laps	5 Laps	113.0	2	1:52.198	128.5

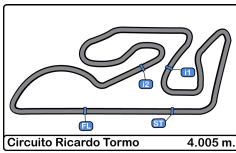
Fastest lap Leguem David in 1:47.188 at 134.5 Km/h in lap 3

Published at:.....

Track Temp: 38.5 °C Air Temp: 26.1 °C Humidity: 34 % Track Status: DRY

Stewards:	Race Director:	Timekeeper:
-----------	----------------	-----------------





Circuit Ricardo Tormo
Caterham Cup 420R
Race - 1 Amended
Provisional Results by Category



Cls	N°	Driver	Nat	Team	Nat	Vehicle	Cat	Cls	Laps	Total Time	Gap	Interval	Km/h	Best	Time	Km/h
A																
1	52	Leguem David	FRA	ST ELOI	FRA		A	1	15	27:03.713			133.1	3	1:47.188	134.5
2	1	Jaubert Mathys	FRA	PALM	FRA		A	2	15	27:03.828	0.115	0.115	133.1	6	1:47.540	134.0
3	19	Azar Jeremy	SEN	ROSSELSP	FRA		A	3	15	27:10.869	7.156	7.041	132.6	4	1:47.785	133.7
4	2	Pretin Antoine	FRA	CCF	FRA		A	4	15	27:11.074	7.361	0.205	132.5	7	1:47.512	134.1
5	29	Moussier Eric	FRA	CCF	FRA		A	5	15	27:17.403	13.690	6.329	132.0	8	1:47.981	133.5
6	35	Gassin Bastien	FRA	ST ELOI	FRA		A	6	15	27:17.495	13.782	0.092	132.0	7	1:47.711	133.8
7	59	Clay Tristan	CHE	CCF	FRA		A	7	15	27:18.659	14.946	1.164	131.9	8	1:47.741	133.8
8	30	Gachnang Gary	FRA	PALM	FRA		A	8	15	27:18.701	14.988	0.042	131.9	5	1:47.950	133.5
9	9	Bizet Henri	FRA	PALM	FRA		A	9	15	27:19.405	15.692	0.704	131.9	8	1:47.937	133.5
10	18	Dallois Jean-Michel	FRA	IND	FRA		A	10	15	27:21.102	17.389	1.697	131.7	15	1:47.586	134.0
11	20	Chahinian Franck	FRA	CCF	FRA		A	11	15	27:22.501	18.788	1.399	131.6	15	1:47.997	133.5
12	12	Griffon Arnaud	FRA	CCF	FRA		A	12	15	27:26.671	22.958	4.170	131.3	9	1:48.286	133.1
13	40	Labescat Franck	FRA	CCF	FRA		A	13	15	27:27.284	23.571	0.613	131.2	8	1:48.378	133.0
14	88	Mignatelli Arnaud	FRA	CCF	FRA		A	14	15	27:34.255	30.542	6.971	130.7	7	1:48.133	133.3
15	3	Dallois Pierre-Emmanuel	FRA	IND	FRA		A	15	15	27:34.501	30.788	0.246	130.7	7	1:48.144	133.3
16	75	Pinto Alexandre	FRA	ST ELOI	FRA		A	16	15	27:36.088	32.375	1.587	130.5	9	1:48.541	132.8
17	74	Gossiaux Jean-Philippe	FRA	ST ELOI	FRA		A	17	15	27:36.414	32.701	0.326	130.5	7	1:48.452	132.9
18	16	Huot Harold	FRA	ROSSELSP	FRA		A	18	15	27:37.225	33.512	0.811	130.5	14	1:49.111	132.1
19	98	Guerin Olivier	FRA	CCF	FRA		A	19	15	27:37.304	33.591	0.079	130.4	14	1:48.479	132.9
20	69	Quetaud Philippe	FRA	CCF	FRA		A	20	15	27:48.219	44.506	10.915	129.6	3	1:49.762	131.3
21	63	Allaire Frédéric	FRA	ST ELOI	FRA		A	21	15	27:48.252	44.539	0.033	129.6	4	1:48.815	132.5
22	211	Trotin Arnaud	FRA	ROSSELSP	FRA		A	22	15	27:55.289	51.576	7.037	129.0	15	1:49.785	131.3
23	68	Antoni Christophe	FRA	IND	FRA		A	23	15	27:56.538	52.825	1.249	128.9	8	1:49.714	131.4
24	26	Delaisse François Clement	FRA	CCF	FRA		A	24	15	28:12.554	1:08.841	16.016	127.7	6	1:50.368	130.6
25	11	Schmied Remy	FRA	IND	FRA		A	25	14	27:47.615	1 Lap	1 Lap	121.0	6	1:47.415	134.2

Not classified: (Requirements: 75% of number laps of leader = 12 Laps)

24	Noregral Bruno	FRA	PALM	FRA		A	26	8	19:17.302	7 Laps	6 Laps	99.6	4	1:48.498	132.8
----	----------------	-----	------	-----	--	---	----	---	-----------	--------	--------	------	---	----------	-------

B																
1	23	Wehrlen Pascal	FRA	PALM	FRA		B	1	15	27:19.326			131.9	5	1:47.977	133.5
2	60	Chatelain Francis	FRA	PALM	FRA		B	2	15	27:26.830	7.504	7.504	131.3	9	1:48.368	133.0
3	44	Girardot Alain	FRA	CCF	FRA		B	3	15	27:34.984	15.658	8.154	130.6	7	1:48.446	132.9
4	92	Loi Olivier	FRA	ST ELOI	FRA		B	4	15	27:35.632	16.306	0.648	130.6	7	1:48.464	132.9
5	41	Meignan Pascal	FRA	ST ELOI	FRA		B	5	15	27:52.735	33.409	17.103	129.2	6	1:49.020	132.2
6	15	Cordel Hervé	FRA	CCF	FRA		B	6	15	28:01.812	42.486	9.077	128.5	6	1:49.675	131.4
7	8	Senard Patrick	FRA	CCF	FRA		B	7	15	28:02.688	43.362	0.876	128.5	4	1:50.227	130.8
8	32	Mignatelli Jean-Pierre	FRA	CCF	FRA		B	8	15	28:09.378	50.052	6.690	128.0	4	1:50.551	130.4
9	76	Gossiaux Philippe	FRA	ST ELOI	FRA		B	9	15	28:13.280	53.954	3.902	127.7	15	1:50.851	130.0

Not classified: (Requirements: 75% of number laps of leader = 12 Laps)

25	Massoutre Olivier	FRA	CCF	FRA		B	10	11	20:42.493	4 Laps	4 Laps	127.6	9	1:49.306	131.9
38	Boueix Claude	FRA	DOG RACING	FRA		B	11	3	6:22.704	12 Laps	8 Laps	113.0	2	1:52.198	128.5

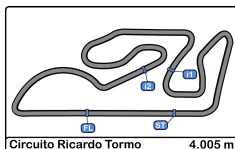
Fastest lap Leguem David in 1:47.188 at 134.5 Km/h in lap 3

Published at:.....

Track Temp: 38.5 °C Air Temp: 26.1 °C Humidity: 34 % Track Status: DRY

Stewards:	Race Director:	Timekeeper:
-----------	----------------	-----------------



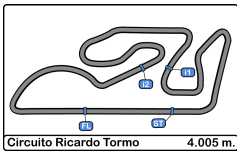


Circuit Ricardo Tormo
Caterham Cup 420R
Race - 1 Amended



Provisional Classification by Driver Fastest Lap

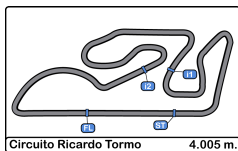
Clas	Nº	Driver	Nat	Team	Nat	Vehicle	Cat	Clas	Laps	Best	Time	Gap	Interval	Km/h
1	52	Leguem David	FRA	ST ELOI	FRA		A	1	15	3	1:47.188			134.5
2	11	Schmied Remy	FRA	IND	FRA		A	2	14	6	1:47.415	0.227	0.227	134.2
3	2	Pretin Antoine	FRA	CCF	FRA		A	3	15	7	1:47.512	0.324	0.097	134.1
4	1	Jaubert Mathys	FRA	PALM	FRA		A	4	15	6	1:47.540	0.352	0.028	134.0
5	18	Dallois Jean-Michel	FRA	IND	FRA		A	5	15	15	1:47.586	0.398	0.046	134.0
6	35	Gassin Bastien	FRA	ST ELOI	FRA		A	6	15	7	1:47.711	0.523	0.125	133.8
7	59	Clay Tristan	CHE	CCF	FRA		A	7	15	8	1:47.741	0.553	0.030	133.8
8	19	Azar Jeremy	SEN	ROSSELSP	FRA		A	8	15	4	1:47.785	0.597	0.044	133.7
9	9	Bizet Henri	FRA	PALM	FRA		A	9	15	8	1:47.937	0.749	0.152	133.5
10	30	Gachnang Gary	FRA	PALM	FRA		A	10	15	5	1:47.950	0.762	0.013	133.5
11	23	Wehrle Pascal	FRA	PALM	FRA		B	1	15	5	1:47.977	0.789	0.027	133.5
12	29	Moussier Eric	FRA	CCF	FRA		A	11	15	8	1:47.981	0.793	0.004	133.5
13	20	Chahinian Franck	FRA	CCF	FRA		A	12	15	15	1:47.997	0.809	0.016	133.5
14	88	Mignatelli Arnaud	FRA	CCF	FRA		A	13	15	7	1:48.133	0.945	0.136	133.3
15	3	Dallois Pierre-Emmanuel	FRA	IND	FRA		A	14	15	7	1:48.144	0.956	0.011	133.3
16	12	Griffon Arnaud	FRA	CCF	FRA		A	15	15	9	1:48.286	1.098	0.142	133.1
17	60	Chatelain Francis	FRA	PALM	FRA		B	2	15	9	1:48.368	1.180	0.082	133.0
18	40	Labescat Franck	FRA	CCF	FRA		A	16	15	8	1:48.378	1.190	0.010	133.0
19	44	Girardot Alain	FRA	CCF	FRA		B	3	15	7	1:48.446	1.258	0.068	132.9
20	74	Gossiaux Jean-Philippe	FRA	ST ELOI	FRA		A	17	15	7	1:48.452	1.264	0.006	132.9
21	92	Loi Olivier	FRA	ST ELOI	FRA		B	4	15	7	1:48.464	1.276	0.012	132.9
22	98	Guerin Olivier	FRA	CCF	FRA		A	18	15	14	1:48.479	1.291	0.015	132.9
23	24	Noregral Bruno	FRA	PALM	FRA		A	19	8	4	1:48.498	1.310	0.019	132.8
24	75	Pinto Alexandre	FRA	ST ELOI	FRA		A	20	15	9	1:48.541	1.353	0.043	132.8
25	63	Allaire Frédéric	FRA	ST ELOI	FRA		A	21	15	4	1:48.815	1.627	0.274	132.5
26	41	Meignan Pascal	FRA	ST ELOI	FRA		B	5	15	6	1:49.020	1.832	0.205	132.2
27	16	Huot Harold	FRA	ROSSELSP	FRA		A	22	15	14	1:49.111	1.923	0.091	132.1
28	25	Massoutre Olivier	FRA	CCF	FRA		B	6	11	9	1:49.306	2.118	0.195	131.9
29	15	Cordel Hervé	FRA	CCF	FRA		B	7	15	6	1:49.675	2.487	0.369	131.4
30	68	Antoni Christophe	FRA	IND	FRA		A	23	15	8	1:49.714	2.526	0.039	131.4
31	69	Quetaud Philippe	FRA	CCF	FRA		A	24	15	3	1:49.762	2.574	0.048	131.3
32	211	Troten Arnaud	FRA	ROSSELSP	FRA		A	25	15	15	1:49.785	2.597	0.023	131.3
33	8	Senard Patrick	FRA	CCF	FRA		B	8	15	4	1:50.227	3.039	0.442	130.8
34	26	Delaisse François Clement	FRA	CCF	FRA		A	26	15	6	1:50.368	3.180	0.141	130.6
35	32	Mignatelli Jean-Pierre	FRA	CCF	FRA		B	9	15	4	1:50.551	3.363	0.183	130.4
36	76	Gossiaux Philippe	FRA	ST ELOI	FRA		B	10	15	15	1:50.851	3.663	0.300	130.0
37	38	Boueix Claude	FRA	DOG RACING	FRA		B	11	3	2	1:52.198	5.010	1.347	128.5



Circuit Ricardo Tormo
Caterham Cup 420R
Race - 1 Amended
Distance and Speed Average



Clas	Nº	Driver	Nat	Team	Nat	Vehicle	Cat	Clas	Laps	Distance	Total Time	Km/h
1	52	Leguem David		ST ELOI			A	1	15	60.07	27:03.713	133.1
2	1	Jaubert Mathys		PALM			A	2	15	60.07	27:03.828	133.1
3	19	Azar Jeremy		ROSSELSP			A	3	15	60.07	27:10.869	132.6
4	2	Pretin Antoine		CCF			A	4	15	60.07	27:11.074	132.5
5	29	Moussier Eric		CCF			A	5	15	60.07	27:17.403	132.0
6	35	Gassin Bastien		ST ELOI			A	6	15	60.07	27:17.495	132.0
7	59	Clay Tristan		CCF			A	7	15	60.07	27:18.659	131.9
8	30	Gachnang Gary		PALM			A	8	15	60.07	27:18.701	131.9
9	23	Wehrle Pascal		PALM			B	1	15	60.07	27:19.326	131.9
10	9	Bizet Henri		PALM			A	9	15	60.07	27:19.405	131.9
11	18	Dallois Jean-Michel		IND			A	10	15	60.07	27:21.102	131.7
12	20	Chahinian Franck		CCF			A	11	15	60.07	27:22.501	131.6
13	12	Griffon Arnaud		CCF			A	12	15	60.07	27:26.671	131.3
14	60	Chatelain Francis		PALM			B	2	15	60.07	27:26.830	131.3
15	40	Labescat Franck		CCF			A	13	15	60.07	27:27.284	131.2
16	88	Mignatelli Arnaud		CCF			A	14	15	60.07	27:34.255	130.7
17	3	Dallois Pierre-Emmanuel		IND			A	15	15	60.07	27:34.501	130.7
18	44	Girardot Alain		CCF			B	3	15	60.07	27:34.984	130.6
19	92	Loi Olivier		ST ELOI			B	4	15	60.07	27:35.632	130.6
20	75	Pinto Alexandre		ST ELOI			A	16	15	60.07	27:36.088	130.5
21	74	Gossiaux Jean-Philippe		ST ELOI			A	17	15	60.07	27:36.414	130.5
22	16	Huot Harold		ROSSELSP			A	18	15	60.07	27:37.225	130.5
23	98	Guerin Olivier		CCF			A	19	15	60.07	27:37.304	130.4
24	69	Quetaud Philippe		CCF			A	20	15	60.07	27:48.219	129.6
25	63	Allaire Frédéric		ST ELOI			A	21	15	60.07	27:48.252	129.6
26	41	Meignan Pascal		ST ELOI			B	5	15	60.07	27:52.735	129.2
27	211	Trotin Arnaud		ROSSELSP			A	22	15	60.07	27:55.289	129.0
28	68	Antoni Christophe		IND			A	23	15	60.07	27:56.538	128.9
29	15	Cordel Hervé		CCF			B	6	15	60.07	28:01.812	128.5
30	8	Senard Patrick		CCF			B	7	15	60.07	28:02.688	128.5
31	32	Mignatelli Jean-Pierre		CCF			B	8	15	60.07	28:09.378	128.0
32	26	Delaisse François Clement		CCF			A	24	15	60.07	28:12.554	127.7
33	76	Gossiaux Philippe		ST ELOI			B	9	15	60.07	28:13.280	127.7
34	11	Schmied Remy		IND			A	25	14	56.07	27:47.615	121.0
35	25	Massoutre Olivier		CCF			B	10	11	44.05	20:42.493	127.6
36	24	Noregral Bruno		PALM			A	26	8	32.04	19:17.302	99.6
37	38	Boueix Claude		DOG RACING			B	11	3	12.01	6:22.704	113.0



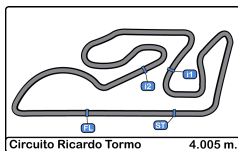
Circuit Ricardo Tormo
Caterham Cup 420R
Race - 1 Amended
Lap Analysis



1 Jaubert Mathys							8 Senard Patrick							
A							PALM B							CCF
Lap D	Time	Sector 1	Sector 2	Sector 3	T. Spd	Elapsed	Lap D	Time	Sector 1	Sector 2	Sector 3	T. Spd	Elapsed	
1	1:54.648	46.732	37.952	29.964	151.2	1:54.648	1	2:06.682	56.609	39.565	30.508	192.5	2:06.682	
2	1:48.085	40.783	37.576	29.726	201.1	3:42.733	2	1:52.036	42.606	38.939	30.491	206.8	3:58.718	
3	1:47.726	40.446	37.670	29.610	201.6	5:30.459	3	1:52.450	43.633	38.474	30.343	209.9	5:51.168	
4	1:47.678	40.528	37.553	29.597	201.6	7:18.137	4	1:50.227	41.198	38.623	30.406	208.0	7:41.395	
5	1:47.621	40.399	37.574	29.648	201.6	9:05.758	5	1:50.395	41.536	38.603	30.256	206.8	9:31.790	
6	1:47.540	40.351	37.549	29.640	202.8	10:53.298	6	1:50.685	41.583	38.672	30.430	209.9	11:22.475	
7	1:47.862	40.442	37.736	29.684	202.8	12:41.160	7	1:50.985	41.127	38.911	30.947	210.5	13:13.460	
8	1:47.673	40.409	37.677	29.587	202.8	14:28.833	8	1:52.964	42.906	39.047	31.011	203.9	15:06.424	
9	1:47.854	40.599	37.638	29.617	197.2	16:16.687	9	1:51.558	41.911	38.951	30.696	203.9	16:57.982	
10	1:47.891	40.650	37.718	29.523	202.8	18:04.578	10	1:51.149	41.651	39.006	30.492	208.6	18:49.131	
11	1:47.814	40.438	37.674	29.702	206.3	19:52.392	11	1:50.308	41.550	38.477	30.281	206.8	20:39.439	
12	1:47.754	40.592	37.533	29.629	202.8	21:40.146	12	1:50.943	41.835	38.852	30.256	207.4	22:30.382	
13	1:47.688	40.289	37.745	29.654	206.8	23:27.834	13	1:50.457	41.167	38.835	30.455	206.3	24:20.839	
14	1:47.595	40.393	37.594	29.608	205.7	25:15.429	14	1:50.661	41.243	38.975	30.443	209.3	26:11.500	
15	1:48.399	41.143	37.768	29.488	205.7	27:03.828	15	1:51.188	41.308	39.084	30.796	205.1	28:02.688	

2 Pretin Antoine							9 Bizet Henri							
A							CCF A							PALM
Lap D	Time	Sector 1	Sector 2	Sector 3	T. Spd	Elapsed	Lap D	Time	Sector 1	Sector 2	Sector 3	T. Spd	Elapsed	
1	1:55.990			1:55.990		1:55.990	1	1:57.671	49.194	38.489	29.988	165.1	1:57.671	
2	1:48.400			3:44.390		3:44.390	2	1:49.396	41.482	38.168	29.746	210.5	3:47.067	
3	1:48.076			5:32.466		5:32.466	3	1:48.356	40.779	38.034	29.543	216.8	5:35.423	
4	1:47.971			7:20.437		7:20.437	4	1:48.594	40.651	38.061	29.882	216.2	7:24.017	
5	1:47.940			9:08.377		9:08.377	5	1:48.506	40.450	38.204	29.852	216.2	9:12.523	
6	1:48.070			10:56.447		10:56.447	6	1:48.858	40.565	38.341	29.952	210.5	11:01.381	
7	1:47.512			12:43.959		12:43.959	7	1:48.287	40.675	37.790	29.822	213.6	12:49.668	
8	1:48.305			14:32.264		14:32.264	8	1:47.937	40.348	37.799	29.790	210.5	14:37.605	
9	1:48.069			16:20.333		16:20.333	9	1:48.845	40.569	38.345	29.931	213.0	16:26.450	
10	1:48.061			18:08.394		18:08.394	10	1:48.389	40.686	37.992	29.711	216.8	18:14.839	
11	1:48.515			19:56.909		19:56.909	11	1:48.518	40.722	38.088	29.708	215.5	20:03.357	
12	1:48.587			21:45.496		21:45.496	12	1:50.205	41.826	38.662	29.717	216.8	21:53.562	
13	1:48.393			23:33.889		23:33.889	13	1:48.672	40.926	37.931	29.815	214.9	23:42.234	
14	1:47.782			25:21.671		25:21.671	14	1:48.379	40.811	37.918	29.650	215.5	25:30.613	
15	1:49.403			27:11.074		27:11.074	15	1:48.792	40.692	38.341	29.759	214.9	27:19.405	

3 Dallois Pierre-Emmanuel							11 Schmier Remy							
A							IND A							IND
Lap D	Time	Sector 1	Sector 2	Sector 3	T. Spd	Elapsed	Lap D	Time	Sector 1	Sector 2	Sector 3	T. Spd	Elapsed	
1	2:02.688	52.566	39.485	30.637	183.6	2:02.688	1	2:01.814			2:01.814		2:01.814	
2	1:50.913	41.163	38.821	30.929	212.3	3:53.601	2	1:54.531			3:56.345		3:56.345	
3	1:50.578	40.956	38.494	31.128	216.2	5:44.179	3	1:49.459			5:45.804		5:45.804	
4	1:49.026	40.803	38.194	30.029	205.1	7:33.205	4	1:49.481			7:35.285		7:35.285	
5	1:49.708	41.257	38.415	30.036	213.6	9:22.913	5	1:51.453			9:26.738		9:26.738	
6	1:49.370	40.639	38.258	30.473	217.5	11:12.283	6	1:47.415			11:14.153		11:14.153	
7	1:48.144	40.431	37.987	29.726	211.1	13:00.427	7	1:50.209			13:04.362		13:04.362	
8	1:49.521	41.580	38.145	29.796	216.8	14:49.948	8	1:49.245			14:53.607		14:53.607	
9	1:48.462	40.422	38.134	29.906	213.0	16:38.410	9	1:51.786			16:45.393		16:45.393	
10	1:48.828	40.535	38.385	29.908	211.7	18:27.238	10	1:50.118			18:35.511		18:35.511	
11	1:49.282	40.927	38.310	30.045	211.1	20:16.520	11	1:50.600			20:26.111		20:26.111	
12	1:50.025	41.618	38.428	29.979	218.1	22:06.545	12	1:50.469			22:16.580		22:16.580	
13	1:49.352	40.929	38.353	30.070	214.2	23:55.897	13	1:50.532			24:07.112		24:07.112	
14	1:49.318	41.281	38.214	29.823	203.9	25:45.215	14	3:40.503			27:47.615		27:47.615	
15	1:49.286	41.302	38.214	29.770	214.9	27:34.501								



Circuit Ricardo Tormo
Caterham Cup 420R
Race - 1 Amended
Lap Analysis



12 Griffon Arnaud **18** Dallois Jean-Michel

A							CCF		A							IND
Lap D	Time	Sector 1	Sector 2	Sector 3	T. Spd	Elapsed	Lap D	Time	Sector 1	Sector 2	Sector 3	T. Spd	Elapsed			
1	1:58.993	50.300	38.522	30.171	174.7	1:58.993	1	2:00.587	51.603	38.909	30.075	176.9	2:00.587			
2	1:49.971	41.342	38.523	30.106	211.1	3:48.964	2	1:49.810	40.963	38.499	30.348	219.5	3:50.397			
3	1:49.443	40.618	38.085	30.740	211.1	5:38.407	3	1:48.134	40.452	37.850	29.832	208.0	5:38.531			
4	1:48.436	40.610	37.953	29.873	214.9	7:26.843	4	1:48.826	40.884	37.965	29.977	218.1	7:27.357			
5	1:49.229	40.763	38.176	30.290	216.2	9:16.072	5	1:49.300	40.538	38.333	30.429	213.0	9:16.657			
6	1:49.307	41.319	38.099	29.889	208.0	11:05.379	6	1:49.273	41.295	38.160	29.818	216.8	11:05.930			
7	1:49.078	40.971	38.009	30.098	207.4	12:54.457	7	1:48.982	40.731	37.901	30.350	213.0	12:54.912			
8	1:48.353	40.398	37.990	29.965	211.1	14:42.810	8	1:48.251	40.220	38.015	30.016	211.7	14:43.163			
9	1:48.286	40.435	37.895	29.956	212.3	16:31.096	9	1:48.276	40.410	37.956	29.910	213.6	16:31.439			
10	1:49.432	41.331	38.173	29.928	213.6	18:20.528	10	1:48.776	40.197	38.547	30.032	215.5	18:20.215			
11	1:50.195	40.809	38.232	31.154	212.3	20:10.723	11	1:49.111	40.832	38.137	30.142	203.9	20:09.326			
12	1:48.616	40.685	38.053	29.878	207.4	21:59.339	12	1:48.193	40.497	38.034	29.662	204.5	21:57.519			
13	1:48.717	40.626	38.072	30.019	209.9	23:48.056	13	1:48.078	40.541	37.775	29.762	205.7	23:45.597			
14	1:49.081	40.674	38.308	30.099	207.4	25:37.137	14	1:47.919	40.308	37.905	29.706	205.7	25:33.516			
15	1:49.534	41.191	37.959	30.384	207.4	27:26.671	15	1:47.586	40.317	37.648	29.621	206.3	27:21.102			

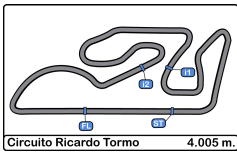
15 Cordel Hervé **19** Azar Jeremy

B							CCF		A							ROSSELSP
Lap D	Time	Sector 1	Sector 2	Sector 3	T. Spd	Elapsed	Lap D	Time	Sector 1	Sector 2	Sector 3	T. Spd	Elapsed			
1	2:06.793	55.663	39.733	31.397	185.0	2:06.793	1	1:55.093	47.012	38.077	30.004	157.8	1:55.093			
2	1:52.682	43.162	39.118	30.402	205.7	3:59.475	2	1:49.046	40.806	38.306	29.934	207.4	3:44.139			
3	1:53.385	44.007	38.413	30.965	211.1	5:52.860	3	1:48.050	40.506	37.669	29.875	206.8	5:32.189			
4	1:50.916	41.709	38.661	30.546	207.4	7:43.776	4	1:47.785	40.362	37.753	29.670	205.1	7:19.974			
5	1:50.585	41.705	38.418	30.462	206.3	9:34.361	5	1:47.987	40.359	37.796	29.832	205.1	9:07.961			
6	1:49.675	41.531	38.236	29.908	206.3	11:24.036	6	1:48.015	40.288	37.655	30.072	204.5	10:55.976			
7	1:49.810	41.233	38.381	30.196	208.6	13:13.846	7	1:47.850	40.159	37.728	29.963	205.7	12:43.826			
8	1:52.904	42.812	39.211	30.881	207.4	15:06.750	8	1:48.362	40.717	37.636	30.009	204.5	14:32.188			
9	1:50.695	41.036	39.356	30.303	213.6	16:57.445	9	1:48.543	40.762	37.912	29.869	203.9	16:20.731			
10	1:50.624	41.216	38.946	30.462	204.5	18:48.069	10	1:47.889	40.196	37.874	29.819	211.1	18:08.620			
11	1:50.410	41.585	38.650	30.175	203.3	20:38.479	11	1:48.226	40.594	37.766	29.866	213.6	19:56.846			
12	1:50.696	41.364	39.059	30.273	203.3	22:29.175	12	1:48.444	40.531	37.785	30.128	202.8	21:45.290			
13	1:50.807	41.430	38.964	30.413	203.9	24:19.982	13	1:48.255	40.738	37.751	29.766	202.8	23:33.545			
14	1:50.086	41.282	38.587	30.217	203.3	26:10.068	14	1:48.021	40.090	37.984	29.947	203.9	25:21.566			
15	1:51.744	41.445	38.909	31.390	204.5	28:01.812	15	1:49.303	41.239	38.292	29.772	205.1	27:10.869			

16 Huot Harold **20** Chahinian Franck

A							ROSSELSP		A							CCF
Lap D	Time	Sector 1	Sector 2	Sector 3	T. Spd	Elapsed	Lap D	Time	Sector 1	Sector 2	Sector 3	T. Spd	Elapsed			
1	1:59.864	51.003	38.583	30.278	176.0	1:59.864	1	1:59.086	50.568	38.403	30.115	181.8	1:59.086			
2	1:50.556	41.521	38.480	30.555	209.3	3:50.420	2	1:51.973	41.593	38.431	31.949	216.2	3:51.059			
3	1:49.308	41.021	38.018	30.269	206.3	5:39.728	3	1:48.589	40.755	37.918	29.916	210.5	5:39.648			
4	1:49.682	40.860	38.637	30.185	210.5	7:29.410	4	1:48.022	40.371	37.983	29.668	209.9	7:27.670			
5	1:49.480	41.133	38.143	30.204	205.1	9:18.890	5	1:48.799	40.647	38.226	29.926	213.6	9:16.469			
6	1:49.360	40.857	38.288	30.215	204.5	11:08.250	6	1:49.073	41.361	38.187	29.525	214.2	11:05.542			
7	1:49.245	40.756	38.239	30.250	202.8	12:57.495	7	1:48.318	40.295	37.895	30.128	213.6	12:53.860			
8	1:51.032	42.407	38.363	30.262	205.1	14:48.527	8	1:48.551	40.487	38.078	29.986	203.3	14:42.411			
9	1:49.343	40.801	38.570	29.972	209.3	16:37.870	9	1:48.344	40.512	37.929	29.903	203.9	16:30.755			
10	1:49.536	40.901	38.153	30.482	207.4	18:27.406	10	1:49.504	40.649	38.546	30.309	205.7	18:20.259			
11	1:49.889	41.089	38.390	30.410	215.5	20:17.295	11	1:49.490	40.422	38.373	30.695	208.6	20:09.749			
12	1:51.203	41.935	38.542	30.726	203.3	22:08.498	12	1:48.183	40.435	38.088	29.660	208.6	21:57.932			
13	1:50.220	41.702	38.119	30.399	202.8	23:58.718	13	1:48.132	40.550	37.979	29.603	210.5	23:46.064			
14	1:49.111	40.969	37.951	30.191	206.3	25:47.829	14	1:48.440	40.630	38.133	29.677	208.6	25:34.504			
15	1:49.396	40.628	38.347	30.421	208.6	27:37.225	15	1:47.997	40.346	37.728	29.923	206.3	27:22.501			





Circuit Ricardo Tormo
Caterham Cup 420R
Race - 1 Amended
Lap Analysis



23 Wehrlen Pascal

26 Delaisse François Clement

B							PALM							A							CCF			
Lap	D	Time	Sector 1	Sector 2	Sector 3	T. Spd	Elapsed	Lap	D	Time	Sector 1	Sector 2	Sector 3	T. Spd	Elapsed	Lap	D	Time	Sector 1	Sector 2	Sector 3	T. Spd	Elapsed	CCF
1		1:57.143	48.322	38.406	30.415	163.6	1:57.143	1		2:08.434	58.095	39.816	30.523	187.5	2:08.434									
2		1:48.970	40.728	38.225	30.017	207.4	3:46.113	2		1:52.655	42.855	39.068	30.732	209.3	4:01.089									
3		1:48.470	40.532	37.905	30.033	204.5	5:34.583	3		1:51.772	41.771	38.782	31.219	210.5	5:52.861									
4		1:48.845	40.897	38.089	29.859	203.3	7:23.428	4		1:51.541	42.041	38.750	30.750	206.8	7:44.402									
5		1:47.977	40.128	37.969	29.880	209.3	9:11.405	5		1:50.536	41.339	38.614	30.583	209.3	9:34.938									
6		1:48.304	40.204	37.994	30.106	209.3	10:59.709	6		1:50.368	41.370	38.690	30.308	209.3	11:25.306									
7		1:48.206	40.434	37.884	29.888	212.3	12:47.915	7		1:50.739	41.245	38.754	30.740	206.8	13:16.045									
8		1:49.216	41.197	37.892	30.127	212.3	14:37.131	8		1:51.431	41.641	38.712	31.078	204.5	15:07.476									
9		1:49.169	40.891	38.286	29.992	210.5	16:26.300	9		1:51.348	41.928	38.845	30.575	208.0	16:58.824									
10		1:48.202	40.618	37.869	29.715	213.0	18:14.502	10		1:51.302	41.540	39.126	30.636	213.0	18:50.126									
11		1:48.675	40.888	37.973	29.814	213.6	20:03.177	11		1:54.777	44.529	39.345	30.903	209.3	20:44.903									
12		1:49.226	41.420	38.024	29.782	212.3	21:52.403	12		1:53.495	42.033	39.737	31.725	200.5	22:38.398									
13		1:49.381	41.367	38.088	29.926	213.6	23:41.784	13		1:51.997	42.110	38.967	30.920	201.6	24:30.395									
14		1:48.423	40.990	37.821	29.612	213.0	25:30.207	14		1:50.960	41.470	39.139	30.351	200.5	26:21.355									
15		1:49.119	40.849	38.349	29.921	213.6	27:19.326	15		1:51.199	41.714	38.988	30.497	202.2	28:12.554									

24 Noregral Bruno

29 Moussier Eric

A							PALM							A							CCF			
Lap	D	Time	Sector 1	Sector 2	Sector 3	T. Spd	Elapsed	Lap	D	Time	Sector 1	Sector 2	Sector 3	T. Spd	Elapsed	Lap	D	Time	Sector 1	Sector 2	Sector 3	T. Spd	Elapsed	CCF
1		1:57.880	49.460	38.542	29.878	169.8	1:57.880	1		1:57.600	48.921	38.487	30.192	168.6	1:57.600									
2		1:49.323	41.633	38.070	29.620	214.2	3:47.203	2		1:49.174	41.169	38.046	29.959	211.7	3:46.774									
3		1:48.645	40.928	38.043	29.674	215.5	5:35.848	3		1:48.270	40.403	38.169	29.698	216.8	5:35.044									
4		1:48.498	40.684	38.226	29.588	213.0	7:24.346	4		1:48.758	40.693	38.043	30.022	213.0	7:23.802									
5		1:52.645	41.347	39.432	31.866	212.3	9:16.991	5		1:47.993	40.280	37.766	29.947	212.3	9:11.795									
6		1:59.326 P	41.827	38.592	38.907	198.8	11:16.317	6		1:48.245	40.226	37.884	30.135	211.1	11:00.040									
7		2:43.254 P	1:20.039	42.739	40.476		13:59.571	7		1:48.097	40.226	38.109	29.762	213.0	12:48.137									
8		5:17.731 P	4:01.170	39.719	36.842		19:17.302	8		1:47.981	40.554	37.775	29.652	215.5	14:36.118									

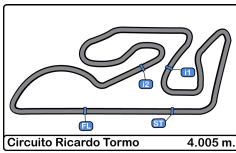
25 Massoutre Olivier

B							CCF									
Lap	D	Time	Sector 1	Sector 2	Sector 3	T. Spd	Elapsed	Lap	D	Time	Sector 1	Sector 2	Sector 3	T. Spd	Elapsed	CCF
1		2:07.617	57.671	39.377	30.569	186.5	2:07.617									
2		1:51.599	42.753	38.281	30.565	214.2	3:59.216									
3		1:51.181	42.517	38.532	30.132	217.5	5:50.397									
4		1:49.666	40.920	38.403	30.343	208.6	7:40.063									
5		1:50.600	41.340	38.845	30.415	214.2	9:30.663									
6		1:50.069	41.318	38.420	30.331	207.4	11:20.732									
7		1:49.817	41.066	38.502	30.249	213.6	13:10.549									
8		1:49.829	41.038	38.647	30.144	208.0	15:00.378									
9		1:49.306	40.979	38.295	30.032	207.4	16:49.684									
10		1:50.086	41.463	38.360	30.263	204.5	18:39.770									
11		2:02.723 P	41.206	38.662	42.855	204.5	20:42.493									

30 Gachnang Gary

A							PALM								
Lap	D	Time	Sector 1	Sector 2	Sector 3	T. Spd	Elapsed	Lap	D	Time	Sector 1	Sector 2	Sector 3	T. Spd	Elapsed
1		1:57.307	48.537	38.544	30.226	164.3	1:57.307								
2		1:48.828	40.927	38.193	29.708	214.2	3:46.135								
3		1:48.572	40.804	38.096	29.672	205.7	5:34.707								
4		1:48.129	40.437	37.849	29.843	211.1	7:22.836								
5		1:47.950	40.207	37.868	29.875	203.3	9:10.786								
6		1:48.593	40.377	38.285	29.931	203.9	10:59.379								
7		1:48.202	40.304	37.971	29.927	203.9	12:47.581								
8		1:48.236	40.556	37.877	29.803	202.8	14:35.817								
9		1:49.487	41.553	38.232	29.702	202.8	16:25.304								
10		1:48.197	40.356	37.818	30.023	203.3	18:13.501								
11		1:50.558	41.221	39.264	30.073	203.3	20:04.059								
12		1:48.868	41.076	38.048	29.744	208.6	21:52.927								
13		1:48.528	40.610	38.160	29.758	211.1	23:41.455								
14		1:48.005	40.568	37.857	29.580	208.0	25:29.460								
15		1:49.241	40.988	38.686	29.567	206.8	27:18.701								





Circuit Ricardo Tormo
Caterham Cup 420R
Race - 1 Amended
Lap Analysis



32

Mignatelli Jean-Pierre

40

Labescat Franck

B							CCF		A					CCF	
Lap	D	Time	Sector 1	Sector 2	Sector 3	T. Spd	Elapsed	Lap	D	Time	Sector 1	Sector 2	Sector 3	T. Spd	Elapsed
1		2:05.189	54.527	40.066	30.596	198.3	2:05.189	1		1:58.493	49.770	38.468	30.255	171.0	1:58.493
2		1:52.725	42.311	39.087	31.327	211.1	3:57.914	2		1:49.646	41.249	38.370	30.027	211.1	3:48.139
3		1:51.282	41.602	38.843	30.837	210.5	5:49.196	3		1:49.647	40.795	38.435	30.417	209.9	5:37.786
4		1:50.551	41.297	38.647	30.607	206.3	7:39.747	4		1:48.768	40.715	38.140	29.913	212.3	7:26.554
5		1:51.425	41.975	38.912	30.538	206.3	9:31.172	5		1:49.585	40.574	38.256	30.755	211.7	9:16.139
6		1:50.729	41.330	38.864	30.535	209.9	11:21.901	6		1:49.367	40.952	38.105	30.310	209.3	11:05.506
7		1:51.605	41.317	38.675	31.613	206.3	13:13.506	7		1:49.793	41.480	38.085	30.228	206.3	12:55.299
8		1:53.441	42.168	39.571	31.702	205.1	15:06.947	8		1:48.378	40.433	38.068	29.877	213.0	14:43.677
9		1:51.624	42.132	38.842	30.650	213.6	16:58.571	9		1:48.560	40.444	38.044	30.072	211.7	16:32.237
10		1:51.275	41.442	39.145	30.688	207.4	18:49.846	10		1:48.741	40.590	38.115	30.036	209.3	18:20.978
11		1:50.879	41.551	38.789	30.539	206.3	20:40.725	11		1:49.700	40.674	38.261	30.765	214.2	20:10.678
12		1:51.645	41.722	38.768	31.155	203.9	22:32.370	12		1:49.851	41.356	38.451	30.044	199.4	22:00.529
13		1:51.457	41.497	39.372	30.588	203.3	24:23.827	13		1:48.637	40.479	38.239	29.919	210.5	23:49.166
14		1:52.650	41.769	39.252	31.629	203.3	26:16.477	14		1:48.738	40.531	38.112	30.095	209.3	25:37.904
15		1:52.901	41.937	39.675	31.289	200.5	28:09.378	15		1:49.380	40.920	38.451	30.009	209.3	27:27.284

35

Gassin Bastien

41

Meignan Pascal

A							ST ELOI		B					ST ELOI	
Lap	D	Time	Sector 1	Sector 2	Sector 3	T. Spd	Elapsed	Lap	D	Time	Sector 1	Sector 2	Sector 3	T. Spd	Elapsed
1		1:57.057	48.739	38.263	30.055	156.1	1:57.057	1		2:05.526	55.220	39.607	30.699	193.0	2:05.526
2		1:49.550	41.335	38.230	29.985	202.2	3:46.607	2		1:51.848	42.442	38.788	30.618	215.5	3:57.374
3		1:48.733	40.807	38.127	29.799	208.0	5:35.340	3		1:50.048	41.478	38.262	30.308	216.8	5:47.422
4		1:48.978	41.297	37.945	29.736	212.3	7:24.318	4		1:49.664	41.203	38.532	29.929	210.5	7:37.086
5		1:48.521	40.705	37.698	30.118	208.6	9:12.839	5		1:49.658	41.017	38.631	30.010	209.9	9:26.744
6		1:48.071	40.456	37.873	29.742	211.7	11:00.910	6		1:49.020	41.081	38.117	29.822	208.0	11:15.764
7		1:47.711	40.080	37.711	29.920	207.4	12:48.621	7		1:49.458	40.922	38.583	29.953	209.9	13:05.222
8		1:48.423	40.767	37.828	29.828	206.8	14:37.044	8		1:49.130	40.927	38.393	29.810	212.3	14:54.352
9		1:48.759	40.589	38.309	29.861	204.5	16:25.803	9		1:49.319	40.751	38.401	30.167	218.8	16:43.671
10		1:47.930	40.209	37.889	29.832	206.8	18:13.733	10		1:50.065	41.259	38.599	30.207	209.3	18:33.736
11		1:48.988	40.736	38.241	30.011	212.3	20:02.721	11		1:50.987	41.890	39.009	30.088	209.9	20:24.723
12		1:49.248	41.264	38.036	29.948	200.5	21:51.969	12		1:50.576	41.889	38.528	30.159	209.9	22:15.299
13		1:48.815	40.963	38.107	29.745	201.1	23:40.784	13		1:50.599	42.104	38.674	29.821	208.6	24:05.898
14		1:47.948	40.444	37.776	29.728	210.5	25:28.732	14		1:50.317	41.448	38.592	30.277	207.4	25:56.215
15		1:48.763	41.285	37.822	29.656	201.6	27:17.495	15		1:56.520	41.414	44.581	30.525	206.8	27:52.735

38

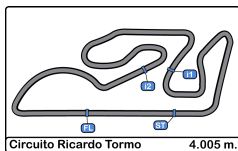
Boueix Claude

44

Girardot Alain

B							DOG RACING		B					CCF	
Lap	D	Time	Sector 1	Sector 2	Sector 3	T. Spd	Elapsed	Lap	D	Time	Sector 1	Sector 2	Sector 3	T. Spd	Elapsed
1		2:06.738	56.055	39.767	30.916	195.6	2:06.738	1		2:00.964	52.012	38.866	30.086	175.1	2:00.964
2		1:52.198	41.970	39.244	30.984	202.8	3:58.936	2		1:50.481	41.308	38.622	30.551	215.5	3:51.445
3		2:23.768 P	58.233	42.320	43.215	214.2	6:22.704	3		1:49.939	41.558	38.260	30.121	214.9	5:41.384
								4		1:50.085	41.522	38.374	30.189	214.2	7:31.469
								5		1:48.910	40.669	38.268	29.973	215.5	9:20.379
								6		1:48.996	40.757	38.030	30.209	206.8	11:09.375
								7		1:48.446	40.633	37.978	29.835	206.8	12:57.821
								8		1:49.872	41.445	38.420	30.007	214.2	14:47.693
								9		1:49.461	40.945	38.422	30.094	205.7	16:37.154
								10		1:49.402	41.001	38.387	30.014	203.9	18:26.556
								11		1:49.468	40.767	38.402	30.299	211.7	20:16.024
								12		1:50.574	41.757	38.578	30.239	204.5	22:06.598
								13		1:49.942	41.608	38.213	30.121	206.8	23:56.540
								14		1:49.376	41.007	38.313	30.056	211.1	25:45.916
								15		1:49.068	40.904	38.291	29.873	209.3	27:34.984





Circuit Ricardo Tormo
Caterham Cup 420R
Race - 1 Amended
Lap Analysis



52 Leguem David **63** Allaire Frédéric

A							ST ELOI		A							ST ELOI	
Lap	D	Time	Sector 1	Sector 2	Sector 3	T. Spd	Elapsed	Lap	D	Time	Sector 1	Sector 2	Sector 3	T. Spd	Elapsed		
1		1:55.156	47.333	38.051	29.772	154.8	1:55.156	1		2:04.338	53.696	39.490	31.152	185.0	2:04.338		
2		1:48.422	40.985	37.646	29.791	207.4	3:43.578	2		1:50.629	41.518	38.453	30.658	213.0	3:54.967		
3		1:47.188	40.175	37.466	29.547	207.4	5:30.766	3		1:49.865	41.428	38.255	30.182	205.7	5:44.832		
4		1:47.704	40.623	37.575	29.506	204.5	7:18.470	4		1:48.815	40.738	38.229	29.848	209.3	7:33.647		
5		1:47.499	40.404	37.559	29.536	210.5	9:05.969	5		1:49.808	41.190	38.362	30.256	213.0	9:23.455		
6		1:47.498	40.527	37.534	29.437	203.3	10:53.467	6		1:49.672	40.802	38.608	30.262	212.3	11:13.127		
7		1:47.801	40.601	37.615	29.585	202.8	12:41.268	7		1:49.702	41.261	38.289	30.152	209.3	13:02.829		
8		1:47.592	40.645	37.520	29.427	202.2	14:28.860	8		1:50.151	41.831	38.354	29.966	205.1	14:52.980		
9		1:47.636	40.263	37.729	29.644	203.3	16:16.496	9		1:50.736	41.301	38.708	30.727	211.7	16:43.716		
10		1:47.793	40.469	37.747	29.577	202.8	18:04.289	10		1:50.319	41.611	38.485	30.223	206.3	18:34.035		
11		1:47.936	40.441	37.663	29.832	203.3	19:52.225	11		1:50.617	41.256	38.965	30.396	213.0	20:24.652		
12		1:47.583	40.330	37.663	29.590	201.6	21:39.808	12		1:50.603	41.297	38.889	30.417	202.8	22:15.255		
13		1:47.774	40.250	37.824	29.700	202.2	23:27.582	13		1:50.613	41.636	38.562	30.415	202.8	24:05.868		
14		1:47.756	40.296	37.525	29.935	202.2	25:15.338	14		1:50.574	41.794	38.646	30.134	202.8	25:56.442		
15		1:48.375	41.047	37.617	29.711	205.7	27:03.713	15		1:51.810	41.521	40.106	30.183	213.6	27:48.252		

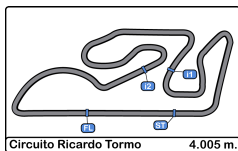
59 Clay Tristan **68** Antoni Christophe

A							CCF		A							IND	
Lap	D	Time	Sector 1	Sector 2	Sector 3	T. Spd	Elapsed	Lap	D	Time	Sector 1	Sector 2	Sector 3	T. Spd	Elapsed		
1		1:58.917	49.964	38.458	30.495	169.4	1:58.917	1		2:04.679	54.064	39.525	31.090	192.0	2:04.679		
2		1:49.492	41.007	38.612	29.873	209.9	3:48.409	2		1:52.489	42.391	39.079	31.019	212.3	3:57.168		
3		1:48.982	40.620	38.263	30.099	214.2	5:37.391	3		1:50.268	41.186	38.477	30.605	207.4	5:47.436		
4		1:48.737	40.730	37.951	30.056	204.5	7:26.128	4		1:50.792	41.873	38.523	30.396	204.5	7:38.228		
5		1:48.157	40.546	37.742	29.869	203.3	9:14.285	5		1:51.022	42.103	38.547	30.372	206.3	9:29.250		
6		1:48.348	40.486	37.935	29.927	206.3	11:02.633	6		1:51.143	41.281	39.071	30.791	211.7	11:20.393		
7		1:48.054	40.340	37.927	29.787	207.4	12:50.687	7		1:50.882	41.754	38.598	30.530	206.8	13:11.275		
8		1:47.741	40.213	37.911	29.617	206.3	14:38.428	8		1:49.714	41.085	38.477	30.152	206.8	15:00.989		
9		1:48.494	40.296	38.088	30.110	208.0	16:26.922	9		1:51.024	41.453	38.813	30.758	208.6	16:52.013		
10		1:48.257	40.463	37.962	29.832		18:15.179	10		1:50.934	41.743	38.587	30.604	206.3	18:42.947		
11		1:49.437	40.572	38.341	30.524	212.3	20:04.616	11		1:51.280	41.771	38.674	30.835	207.4	20:34.227		
12		1:48.641	40.634	38.346	29.661	206.8	21:53.257	12		1:50.282	41.182	38.905	30.195	206.3	22:24.509		
13		1:48.573	40.701	38.152	29.720	214.2	23:41.830	13		1:50.995	41.187	39.052	30.756	210.5	24:15.504		
14		1:48.034	40.522	37.810	29.702	210.5	25:29.864	14		1:50.709	41.346	38.853	30.510	210.5	26:06.213		
15		1:48.795	40.677	38.301	29.817	210.5	27:18.659	15		1:50.325	41.012	38.829	30.484	208.0	27:56.538		

60 Chatelain Francis **69** Quetaud Philippe

B							PALM		A							CCF	
Lap	D	Time	Sector 1	Sector 2	Sector 3	T. Spd	Elapsed	Lap	D	Time	Sector 1	Sector 2	Sector 3	T. Spd	Elapsed		
1		1:59.268	50.878	38.409	29.981	176.0	1:59.268	1		2:02.154	52.741	38.873	30.540	188.4	2:02.154		
2		1:50.195	41.813	38.259	30.123	217.5	3:49.463	2		1:50.593	41.058	38.797	30.738	208.6	3:52.747		
3		1:48.645	40.521	38.022	30.102	211.7	5:38.108	3		1:49.762	41.232	38.365	30.165	209.9	5:42.509		
4		1:49.524	40.727	38.918	29.879	213.0	7:27.632	4		1:50.113	41.557	38.414	30.142	208.6	7:32.622		
5		1:49.219	41.059	38.194	29.966	214.9	9:16.851	5		1:50.046	41.569	38.304	30.173	206.8	9:22.668		
6		1:49.496	41.368	38.181	29.947	216.8	11:06.347	6		1:50.895	42.076	38.589	30.230	210.5	11:13.563		
7		1:49.190	41.205	37.905	30.080	212.3	12:55.537	7		1:50.525	41.342	38.511	30.672	209.3	13:04.088		
8		1:48.764	40.487	38.406	29.871	215.5	14:44.301	8		1:50.084	41.543	38.354	30.187	204.5	14:54.172		
9		1:48.368	40.378	38.131	29.859	210.5	16:32.669	9		1:50.602	41.364	38.534	30.704	209.3	16:44.774		
10		1:48.557	40.508	38.020	30.029	212.3	18:21.226	10		1:49.903	41.285	38.363	30.255	203.9	18:34.677		
11		1:49.514	40.692	38.240	30.582	214.9	20:10.740	11		1:50.782	41.318	39.039	30.425	206.3	20:25.459		
12		1:49.045	41.099	38.043	29.903	208.6	21:59.785	12		1:50.662	41.340	38.918	30.404	206.3	22:16.121		
13		1:48.628	40.386	38.187	30.055	212.3	23:48.413	13		1:51.429	41.559	39.582	30.288	203.3	24:07.550		
14		1:48.878	40.516	38.415	29.947	212.3	25:37.291	14		1:50.634	41.420	38.495	30.719	206.8	25:58.184		
15		1:49.539	41.282	37.967	30.290	213.6	27:26.830	15		1:50.035	41.125	38.623	30.287	203.3	27:48.219		





Circuit Ricardo Tormo
Caterham Cup 420R
Race - 1 Amended
Lap Analysis



74 Gossiaux Jean-Philippe **88** Mignatelli Arnaud

A							ST ELOI		A							CCF
Lap D	Time	Sector 1	Sector 2	Sector 3	T. Spd	Elapsed	Lap D	Time	Sector 1	Sector 2	Sector 3	T. Spd	Elapsed			
1	2:02.936	53.328	39.457	30.151	180.0	2:02.936	1	2:02.284	53.078	39.275	29.931	177.3	2:02.284			
2	1:50.431	41.429	38.669	30.333	215.5	3:53.367	2	1:49.884	41.122	38.928	29.834	209.9	3:52.168			
3	1:49.522	40.916	38.421	30.185	209.3	5:42.889	3	1:49.678	41.449	38.364	29.865	211.1	5:41.846			
4	1:49.879	41.473	38.516	29.890	211.1	7:32.768	4	1:49.989	41.609	38.140	30.240	209.3	7:31.835			
5	1:49.435	40.905	38.335	30.195	214.2	9:22.203	5	1:49.466	40.971	38.407	30.088	206.8	9:21.301			
6	1:49.450	40.871	38.337	30.242	211.1	11:11.653	6	1:48.790	40.522	38.204	30.064	211.1	11:10.091			
7	1:48.452	40.546	38.076	29.830	208.6	13:00.105	7	1:48.133	40.397	37.989	29.747	209.3	12:58.224			
8	1:50.528	42.211	38.419	29.898	211.1	14:50.633	8	1:49.793	41.406	38.247	30.140	207.4	14:48.017			
9	1:48.745	40.501	38.291	29.953	208.6	16:39.378	9	1:49.228	41.045	38.229	29.954	205.1	16:37.245			
10	1:49.363	41.060	38.318	29.985	206.3	18:28.741	10	1:49.075	40.672	38.232	30.171	208.6	18:26.320			
11	1:49.468	40.917	38.170	30.381	210.5	20:18.209	11	1:50.041	41.286	38.601	30.154	204.5	20:16.361			
12	1:50.356	41.337	38.551	30.468	206.8	22:08.565	12	1:49.897	41.133	38.600	30.164	211.1	22:06.258			
13	1:48.869	40.966	37.962	29.941	209.9	23:57.434	13	1:49.706	41.599	38.132	29.975	203.9	23:55.964			
14	1:49.523	41.108	38.530	29.885	210.5	25:46.957	14	1:49.015	40.786	38.166	30.063	207.4	25:44.979			
15	1:49.457	41.097	38.453	29.907	208.0	27:36.414	15	1:49.276	41.113	38.210	29.953	203.3	27:34.255			

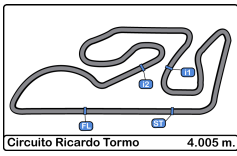
75 Pinto Alexandre **92** Loi Olivier

A							ST ELOI		B							ST ELOI
Lap D	Time	Sector 1	Sector 2	Sector 3	T. Spd	Elapsed	Lap D	Time	Sector 1	Sector 2	Sector 3	T. Spd	Elapsed			
1	2:00.416	51.327	38.880	30.209	185.0	2:00.416	1	2:01.760	52.305	39.068	30.387	183.2	2:01.760			
2	1:50.778	41.530	38.595	30.653	211.7	3:51.194	2	1:50.219	41.153	38.798	30.268	209.9	3:51.979			
3	1:49.934	41.537	38.222	30.175	214.9	5:41.128	3	1:49.906	41.442	38.362	30.102	212.3	5:41.885			
4	1:50.095	41.485	38.438	30.172	207.4	7:31.223	4	1:50.362	41.936	38.285	30.141	209.9	7:32.247			
5	1:50.023	41.352	38.450	30.221	206.8	9:21.246	5	1:49.627	41.018	38.454	30.155	211.7	9:21.874			
6	1:49.373	41.117	38.137	30.119	208.0	11:10.619	6	1:49.267	40.866	38.354	30.047	211.1	11:11.141			
7	1:48.762	40.618	38.181	29.963	211.7	12:59.381	7	1:48.464	40.589	38.062	29.813	211.1	12:59.605			
8	1:51.483	43.160	38.299	30.024	208.0	14:50.864	8	1:49.754	41.115	38.380	30.259	214.9	14:49.359			
9	1:48.541	40.875	37.949	29.717	218.8	16:39.405	9	1:48.999	40.539	38.428	30.032	208.6	16:38.358			
10	1:48.915	40.518	38.481	29.916	211.7	18:28.320	10	1:49.619	41.178	38.440	30.001	210.5	18:27.977			
11	1:49.229	40.869	38.395	29.965	214.9	20:17.549	11	1:49.493	40.852	38.420	30.221	211.1	20:17.470			
12	1:49.763	41.242	38.647	29.874	210.5	22:07.312	12	1:49.690	40.997	38.574	30.119	209.9	22:07.160			
13	1:49.585	41.509	38.170	29.906	216.8	23:56.897	13	1:49.712	41.328	38.261	30.123	211.1	23:56.872			
14	1:49.410	41.377	38.495	29.538	211.1	25:46.307	14	1:49.354	41.141	38.360	29.853	211.7	25:46.226			
15	1:49.781	41.288	38.583	29.910	213.6	27:36.088	15	1:49.406	41.121	38.315	29.970	212.3	27:35.632			

76 Gossiaux Philippe **98** Guerin Olivier

B							ST ELOI		A							CCF
Lap D	Time	Sector 1	Sector 2	Sector 3	T. Spd	Elapsed	Lap D	Time	Sector 1	Sector 2	Sector 3	T. Spd	Elapsed			
1	2:07.271	56.751	39.750	30.770	190.4	2:07.271	1	2:04.129	53.499	39.469	31.161	190.4	2:04.129			
2	1:53.246	43.517	38.857	30.872	208.6	4:00.517	2	1:50.910	41.922	38.468	30.520	208.6	3:55.039			
3	1:52.853	43.456	38.516	30.881	208.0	5:53.370	3	1:50.059	41.664	38.250	30.145	211.1	5:45.098			
4	1:51.917	42.145	38.794	30.978	209.9	7:45.287	4	1:49.472	40.937	38.453	30.082	215.5	7:34.570			
5	1:51.539	41.527	38.955	31.057	206.3	9:36.826	5	1:49.416	40.769	38.325	30.322	209.9	9:23.986			
6	1:51.848	41.986	38.855	31.007	203.9	11:28.674	6	1:49.790	41.020	38.752	30.018	212.3	11:13.776			
7	1:52.479	42.215	38.771	31.493	202.8	13:21.153	7	1:49.357	40.845	38.275	30.237	218.1	13:03.133			
8	1:52.157	42.077	39.216	30.864	202.8	15:13.310	8	1:49.405	41.174	38.093	30.138	212.3	14:52.538			
9	1:51.702	41.873	39.028	30.801	201.6	17:05.012	9	1:49.355	40.977	38.248	30.130	207.4	16:41.893			
10	1:51.656	41.739	39.004	30.913	202.2	18:56.668	10	1:49.641	40.862	38.404	30.375	206.8	18:31.534			
11	1:51.968	42.160	38.774	31.034	201.1	20:48.636	11	1:49.485	40.938	38.256	30.291	205.7	20:21.019			
12	1:51.443	41.527	38.944	30.972	201.6	22:40.079	12	1:49.789	41.040	38.617	30.132	205.7	22:10.808			
13	1:51.289	41.557	38.841	30.891	203.3	24:31.368	13	1:49.178	40.709	38.584	29.885	207.4	23:59.986			
14	1:51.061	41.753	38.909	30.399	204.5	26:22.429	14	1:48.479	40.708	37.908	29.863	208.0	25:48.465			
15	1:50.851	41.344	38.821	30.686	204.5	28:13.280	15	1:48.839	40.950	38.009	29.880	211.1	27:37.304			





Circuit Ricardo Tormo
 Caterham Cup 420R
 Race - 1 Amended
 Lap Analysis



211

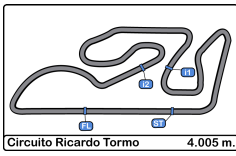
Trotin Arnaud

A

ROSSELS P

Lap	D	Time	Sector 1	Sector 2	Sector 3	T. Spd	Elapsed
1		2:05.819	54.877	39.949	30.993	190.4	2:05.819
2		1:51.960	42.414	39.160	30.386	210.5	3:57.779
3		1:50.308	41.319	38.604	30.385	209.9	5:48.087
4		1:50.428	41.454	38.598	30.376	207.4	7:38.515
5		1:50.319	41.117	38.801	30.401	212.3	9:28.834
6		1:50.932	41.253	38.846	30.833	205.1	11:19.766
7		1:50.166	41.117	38.796	30.253	202.2	13:09.932
8		1:50.387	41.383	38.615	30.389	201.6	15:00.319
9		1:49.877	41.466	38.213	30.198	202.2	16:50.196
10		1:49.978	41.300	38.485	30.193	211.7	18:40.174
11		1:53.046	41.134	38.770	33.142	208.6	20:33.220
12		1:50.652	41.039	38.886	30.727	201.1	22:23.872
13		1:51.177	40.988	39.566	30.623	203.9	24:15.049
14		1:50.455	41.434	38.658	30.363	202.8	26:05.504
15		1:49.785	40.925	38.653	30.207	203.9	27:55.289





Circuit Ricardo Tormo
Caterham Cup 420R
Race - 1 Amended
Analysis by Lap



Num	Lap Time	Gap
Lap 1		
1	1:54.648	
19	1:55.093	00.445
52	1:55.156	00.508
2	1:55.990	01.342
35	1:57.057	02.409
23	1:57.143	02.495
30	1:57.307	02.659
29	1:57.600	02.952
9	1:57.671	03.023
24	1:57.880	03.232
40	1:58.493	03.845
59	1:58.917	04.269
12	1:58.993	04.345
20	1:59.086	04.438
60	1:59.268	04.620
16	1:59.864	05.216
75	2:00.416	05.768
18	2:00.587	05.939
44	2:00.964	06.316
92	2:01.760	07.112
11	2:01.814	07.166
69	2:02.154	07.506
88	2:02.284	07.636
3	2:02.688	08.040
74	2:02.936	08.288
98	2:04.129	09.481
63	2:04.338	09.690
68	2:04.679	10.031
32	2:05.189	10.541
41	2:05.526	10.878
211	2:05.819	11.171
8	2:06.682	12.034
38	2:06.738	12.090
15	2:06.793	12.145
76	2:07.271	12.623
25	2:07.617	12.969
26	2:08.434	13.786

Num	Lap Time	Gap
Lap 2		
1	1:48.085	
52	1:48.422	00.845
19	1:49.046	01.406
2	1:48.400	01.657
23	1:48.970	03.380
30	1:48.828	03.402
35	1:49.550	03.874
29	1:49.174	04.041
9	1:49.396	04.334
24	1:49.323	04.470
40	1:49.646	05.406
59	1:49.492	05.676
12	1:49.971	06.231
60	1:50.195	06.730
18	1:49.810	07.664
16	1:50.556	07.687
20	1:51.973	08.326

Num	Lap Time	Gap
75	1:50.778	08.461
44	1:50.481	08.712
92	1:50.219	09.246
88	1:49.884	09.435
69	1:50.593	10.014
74	1:50.431	10.634
3	1:50.913	10.868
63	1:50.629	12.234
98	1:50.910	12.306
11	1:54.531	13.612
68	1:52.489	14.435
41	1:51.848	14.641
211	1:51.960	15.046
32	1:52.725	15.181
8	1:52.036	15.985
38	1:52.198	16.203
25	1:51.599	16.483
15	1:52.682	16.742
76	1:53.246	17.784
26	1:52.655	18.356

Num	Lap Time	Gap
Lap 3		
1	1:47.726	
52	1:47.188	00.307
19	1:48.050	01.730
2	1:48.076	02.007
23	1:48.470	04.124
30	1:48.572	04.248
29	1:48.270	04.585
35	1:48.733	04.881
9	1:48.356	04.964
24	1:48.645	05.389
59	1:48.982	06.932
40	1:49.647	07.327
60	1:48.645	07.649
12	1:49.443	07.948
18	1:48.134	08.072
20	1:48.589	09.189
16	1:49.308	09.269
75	1:49.934	10.669
44	1:49.939	10.925
88	1:49.678	11.387
92	1:49.906	11.426
69	1:49.762	12.050
74	1:49.522	12.430
3	1:50.578	13.720
63	1:49.865	14.373
98	1:50.059	14.639
11	1:49.459	15.345
41	1:50.048	16.963
68	1:50.268	16.977
211	1:50.308	17.628
32	1:51.282	18.737
25	1:51.181	19.938
8	1:52.450	20.709
15	1:53.385	22.401
26	1:51.772	22.402

Num	Lap Time	Gap
Lap 4		
1	1:47.678	
52	1:47.704	00.333
19	1:47.785	01.837
2	1:47.971	02.300
30	1:48.129	04.699
23	1:48.845	05.291
29	1:48.758	05.665
9	1:48.594	05.880
35	1:48.978	06.181
24	1:48.498	06.209
59	1:48.737	07.991
40	1:48.768	08.417
12	1:48.436	08.706
18	1:48.826	09.220
60	1:49.524	09.495
20	1:48.022	09.533
16	1:49.682	11.273
75	1:50.095	13.086
44	1:50.085	13.332
88	1:49.989	13.698
92	1:50.362	14.110
69	1:50.113	14.485
74	1:49.879	14.631
3	1:49.026	15.068
63	1:48.815	15.510
98	1:49.472	16.433
11	1:49.481	17.148
41	1:49.664	18.949
68	1:50.792	20.091
211	1:50.428	20.378
32	1:50.551	21.610
25	1:49.666	21.926
8	1:50.227	23.258
15	1:50.916	25.639
26	1:51.541	26.265
76	1:51.917	27.150

Num	Lap Time	Gap
76	1:52.853	22.911
38	2:23.768	52.245
Lap 5		
1	1:47.621	
52	1:47.499	00.211
19	1:47.987	02.203
2	1:47.940	02.619
30	1:47.950	05.028
23	1:47.977	05.647
29	1:47.993	06.037
9	1:48.506	06.765
35	1:48.521	07.081
59	1:48.157	08.527
12	1:49.229	10.314
40	1:49.585	10.381
20	1:48.799	10.711
18	1:49.300	10.899
60	1:49.219	11.093

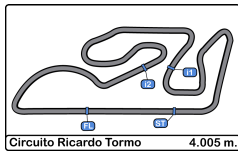
Num	Lap Time	Gap
24	1:52.645	11.233
16	1:49.480	13.132
44	1:48.910	14.621
75	1:50.023	15.488
88	1:49.466	15.543
92	1:49.627	16.116
74	1:49.435	16.445
69	1:50.046	16.910
3	1:49.708	17.155
63	1:49.808	17.697
98	1:49.416	18.228
11	1:51.453	20.980
41	1:49.658	20.986
211	1:50.319	23.076
68	1:51.022	23.492
25	1:50.600	24.905
32	1:51.425	25.414
8	1:50.395	26.032
15	1:50.585	28.603
26	1:50.536	29.180
76	1:51.539	31.068

Num	Lap Time	Gap
Lap 6		
1	1:47.540	
52	1:47.498	00.169
19	1:48.015	02.678
2	1:48.070	03.149
30	1:48.593	06.081
23	1:48.304	06.411
29	1:48.245	06.742
35	1:48.071	07.612
9	1:48.858	08.083
59	1:48.348	09.335
12	1:49.307	12.081
40	1:49.367	12.208
20	1:49.073	12.244
18	1:49.273	12.632
60	1:49.496	13.049
16	1:49.360	14.952
44	1:48.996	16.077
88	1:48.790	16.793
75	1:49.373	17.321
92	1:49.267	17.843
74	1:49.450	18.355
3	1:49.370	18.985
63	1:49.672	19.829
69	1:50.895	20.265
98	1:49.790	20.478
11	1:47.415	20.855
41	1:49.020	22.466
24	1:59.326	23.019
211	1:50.932	26.468
68	1:51.143	27.095
25	1:50.069	27.434
32	1:50.729	28.603
8	1:50.685	29.177
15	1:49.675	30.738

Num	Lap Time	Gap
Lap 7		
1	1:47.862	
52	1:47.801	00.108
19	1:47.850	02.666
2	1:47.512	02.799
30	1:48.202	06.421
23	1:48.206	06.755
29	1:48.097	06.977
35	1:47.711	07.461
9	1:48.287	08.508
59	1:48.054	09.527
20	1:48.318	12.700
12	1:49.078	13.297
18	1:48.982	13.752
40	1:49.793	14.139
60	1:49.190	14.377
16	1:49.245	16.335
44	1:48.446	16.661
88	1:48.133	17.064
75	1:48.762	18.221
92	1:48.464	18.445
74	1:48.452	18.945
3	1:48.144	19.267
63	1:49.702	21.669
98	1:49.357	21.973
69	1:50.525	22.928
11	1:50.209	23.202
41	1:49.458	24.062
211	1:50.166	28.772
25	1:49.817	29.389
68	1:50.882	30.115
8	1:50.985	32.300
32	1:51.605	32.346
15	1:49.810	32.686
26	1:50.739	34.885
76	1:52.479	39.993
24	2:43.254	1:18.411

Num	Lap Time	Gap
Lap 8		
1	1:47.673	
52	1:47.592	00.027
19	1:48.362	03.355
2	1:48.305	03.431
30	1:48.236	06.984
29	1:47.981	07.285
35	1:48.423	08.211
23	1:49.216	08.298
9	1:47.937	08.772
59	1:47.741	09.595
20	1:48.551	13.578
12	1:48.353	13.977
18	1:48.251	14.330
40	1:48.378	14.844
60	1:48.764	15.468





Circuit Ricardo Tormo

Caterham Cup 420R

Race - 1 Amended

Analysis by Lap



Num	Lap Time	Gap
44	1:49.872	18.860
88	1:49.793	19.184
16	1:51.032	19.694
92	1:49.754	20.526
3	1:49.521	21.115
74	1:50.528	21.800
75	1:51.483	22.031
98	1:49.405	23.705
63	1:50.151	24.147
11	1:49.245	24.774
69	1:50.084	25.339
41	1:49.130	25.519
211	1:50.387	31.486
25	1:49.829	31.545
68	1:49.714	32.156
8	1:52.964	37.591
15	1:52.904	37.917
32	1:53.441	38.114
26	1:51.431	38.643
76	1:52.157	44.477

Num	Lap Time	Gap
Lap 9		
52	1:47.636	
1	1:47.854	00.191
2	1:48.069	03.837
19	1:48.543	04.235
30	1:49.487	08.808
35	1:48.759	09.307
29	1:49.712	09.334
23	1:49.169	09.804
9	1:48.845	09.954
59	1:48.494	10.426
20	1:48.344	14.259
12	1:48.286	14.600
18	1:48.276	14.943
40	1:48.560	15.741
60	1:48.368	16.173
44	1:49.461	20.658
88	1:49.228	20.749
16	1:49.343	21.374
92	1:48.999	21.862
3	1:48.462	21.914
74	1:48.745	22.882
75	1:48.541	22.909
98	1:49.355	25.397
41	1:49.319	27.175
63	1:50.736	27.220
69	1:50.602	28.278
11	1:51.786	28.897
25	1:49.306	33.188
211	1:49.877	33.700
68	1:51.024	35.517
15	1:50.695	40.949
8	1:51.558	41.486
32	1:51.624	42.075
26	1:51.348	42.328
76	1:51.702	48.516

Num	Lap Time	Gap
Lap 10		
52	1:47.793	
1	1:47.891	00.289
2	1:48.061	04.105
19	1:47.889	04.331
30	1:48.197	09.212
35	1:47.930	09.444
29	1:48.339	09.880
23	1:48.202	10.213
9	1:48.389	10.550
59	1:48.257	10.890
18	1:48.776	15.926
20	1:49.504	15.970
12	1:49.432	16.239
40	1:48.741	16.689
60	1:48.557	16.937
88	1:49.075	22.031
44	1:49.402	22.267
3	1:48.828	22.949
16	1:49.536	23.117
92	1:49.619	23.688
75	1:48.915	24.031
74	1:49.363	24.452
98	1:49.641	27.245
41	1:50.065	29.447
63	1:50.319	29.746
69	1:49.903	30.388
11	1:50.118	31.222
25	1:50.086	35.481
211	1:49.978	35.885
68	1:50.934	38.658
15	1:50.624	43.780
8	1:51.149	44.842
32	1:51.275	45.557
26	1:51.302	45.837
76	1:51.656	52.379
24	5:17.731	2 Laps

Num	Lap Time	Gap
Lap 11		
52	1:47.936	
1	1:47.814	00.167
19	1:48.226	04.621
2	1:48.515	04.684
35	1:48.988	10.496
29	1:48.741	10.685
23	1:48.675	10.952
9	1:48.518	11.132
30	1:50.558	11.834
59	1:49.437	12.391
18	1:49.111	17.101
20	1:49.490	17.524
40	1:49.700	18.453
12	1:50.195	18.498
60	1:49.514	18.515
44	1:49.468	23.799
88	1:50.041	24.136
3	1:49.282	24.295

Num	Lap Time	Gap
Lap 12		
52	1:47.583	
1	1:47.754	00.338
19	1:48.444	05.482
2	1:48.587	05.688
35	1:49.248	12.161
29	1:49.198	12.300
23	1:49.226	12.595
30	1:48.868	13.119
59	1:48.641	13.449
9	1:50.205	13.754
18	1:48.193	17.711
20	1:48.183	18.124
12	1:48.616	19.531
60	1:49.045	19.977
40	1:49.851	20.721
88	1:49.897	26.450
3	1:50.025	26.737
44	1:50.574	26.790
92	1:49.690	27.352
75	1:49.763	27.504
16	1:51.203	28.690
74	1:50.356	28.757
98	1:49.789	31.000
63	1:50.603	35.447
41	1:50.576	35.491
69	1:50.662	36.313
11	1:50.469	36.772
211	1:50.652	44.064
68	1:50.282	44.701
15	1:50.696	49.367
8	1:50.943	50.574
32	1:51.645	52.562
26	1:53.495	58.590
76	1:51.443	1:00.271

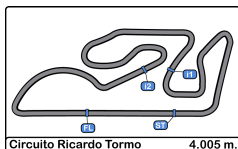
Num	Lap Time	Gap
Lap 13		
52	1:47.774	
1	1:47.688	00.252

Num	Lap Time	Gap
Lap 14		
52	1:47.756	
1	1:47.595	00.091
19	1:48.021	06.228
2	1:47.782	06.333
35	1:47.948	13.394
29	1:48.354	13.604
30	1:48.005	14.122
59	1:48.034	14.526
23	1:48.423	14.869
9	1:48.379	15.275
18	1:47.919	18.178
20	1:48.440	19.166
12	1:49.081	21.799
60	1:48.878	21.953
40	1:48.738	22.566
88	1:49.015	29.641
3	1:49.318	29.877
44	1:49.376	30.578
92	1:49.354	30.888
75	1:49.410	30.969
74	1:49.523	31.619
16	1:49.111	32.491
98	1:48.479	33.127

Num	Lap Time	Gap
Lap 15		
52	1:48.375	
1	1:48.399	00.115
19	1:49.303	07.156
2	1:49.403	07.361
29	1:48.461	13.690
35	1:48.763	13.782
59	1:48.795	14.946
30	1:49.241	14.988
23	1:49.119	15.613
9	1:48.792	15.692
18	1:47.586	17.389
20	1:47.997	18.788
12	1:49.534	22.958
60	1:49.539	23.117
40	1:49.380	23.571
88	1:49.276	30.542
3	1:49.286	30.788
44	1:49.068	31.271
92	1:49.406	31.919
75	1:49.781	32.375
74	1:49.457	32.701
16	1:49.396	33.512
98	1:48.839	33.591
11	3:40.503	1 Lap
69	1:50.035	44.506
63	1:51.810	44.539
41	1:56.520	49.022
211	1:49.785	51.576
68	1:50.325	52.825
15	1:51.744	58.099
8	1:51.188	58.975
32	1:52.901	1:05.665
26	1:51.199	1:08.841
76	1:50.851	1:09.567

Num	Lap Time	Gap
Lap 15		
52	1:48.375	
1	1:48.399	00.115
19	1:49.303	07.156
2	1:49.403	07.361
29	1:48.461	13.690
35	1:48.763	13.782
59	1:48.795	14.946
30	1:49.241	14.988
23	1:49.119	15.613
9	1:48.792	15.692
18	1:47.586	17.389
20	1:47.997	18.788
12	1:49.534	22.958
60	1:49.539	23.117
40	1:49.380	23.571
88	1:49.276	30.542
3	1:49.286	30.788
44	1:49.068	31.271
92	1:49.406	31.919
75	1:49.781	32.375
74	1:49.457	32.701
16	1:49.396	33.512
98	1:48.839	33.591
11	3:40.503	1 Lap
69	1:50.035	44.506
63	1:51.810	44.539
41	1:56.520	49.022
211	1:49.785	51.576
68	1:50.325	52.825
15	1:51.744	58.099
8	1:51.188	58.975
32	1:52.901	1:05.665
26	1:51.199	1:08.841
76	1:50.851	1:09.567

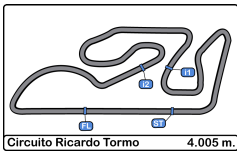




Circuit Ricardo Tormo
Caterham Cup 420R
Race - 1 Amended
Best Sectors Results







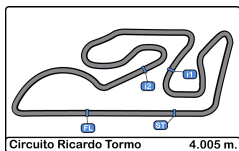
Sector - 1			Sector - 2			Sector - 3			Ideal Lap vs Best Lap						
Clas	Nº	Driver	Time	Nº	Driver	Time	Nº	Driver	Time	Clas	Nº	Driver	Ideal Lap	Best Lap	Clas
1	35	Gassin Bastien	40.080	52	Leguem David	37.466	52	Leguem David	29.427	1	52	Leguem David	1:47.068	1:47.188	1
2	19	Azar Jeremy	40.090	1	Jaubert Mathys	37.533	1	Jaubert Mathys	29.488	2	1	Jaubert Mathys	1:47.310	1:47.540	4
3	23	Wehrlen Pascal	40.128	19	Azar Jeremy	37.636	20	Chahinian Franck	29.525	3	19	Azar Jeremy	1:47.396	1:47.785	8
4	52	Leguem David	40.175	18	Dallois Jean-Michel	37.648	75	Pinto Alexandre	29.538	4	35	Gassin Bastien	1:47.434	1:47.711	6
5	18	Dallois Jean-Michel	40.197	35	Gassin Bastien	37.698	9	Bizet Henri	29.543	5	18	Dallois Jean-Michel	1:47.466	1:47.586	5
6	30	Gachnang Gary	40.207	20	Chahinian Franck	37.728	29	Moussier Eric	29.565	6	20	Chahinian Franck	1:47.548	1:47.997	13
7	59	Clay Tristan	40.213	59	Clay Tristan	37.742	30	Gachnang Gary	29.567	7	29	Moussier Eric	1:47.556	1:47.981	12
8	29	Moussier Eric	40.226	29	Moussier Eric	37.765	24	Noregral Bruno	29.588	8	23	Wehrlen Pascal	1:47.561	1:47.977	11
9	1	Jaubert Mathys	40.289	9	Bizet Henri	37.790	23	Wehrlen Pascal	29.612	9	59	Clay Tristan	1:47.572	1:47.741	7
10	20	Chahinian Franck	40.295	30	Gachnang Gary	37.818	59	Clay Tristan	29.617	10	30	Gachnang Gary	1:47.592	1:47.950	10
11	9	Bizet Henri	40.348	23	Wehrlen Pascal	37.821	18	Dallois Jean-Michel	29.621	11	9	Bizet Henri	1:47.681	1:47.937	9
12	60	Chatelain Francis	40.378	12	Griffon Arnaud	37.895	35	Gassin Bastien	29.656	12	75	Pinto Alexandre	1:48.005	1:48.541	24
13	88	Mignatelli Arnaud	40.397	60	Chatelain Francis	37.905	19	Azar Jeremy	29.670	13	88	Mignatelli Arnaud	1:48.133	1:48.133	14
14	12	Griffon Arnaud	40.398	98	Guerin Olivier	37.908	3	Dallois Pierre-Emmanuel	29.726	14	3	Dallois Pierre-Emmanuel	1:48.135	1:48.144	15
15	3	Dallois Pierre-Emmanuel	40.422	75	Pinto Alexandre	37.949	88	Mignatelli Arnaud	29.747	15	60	Chatelain Francis	1:48.142	1:48.368	17
16	40	Labescat Franck	40.433	16	Huot Harold	37.951	41	Meignan Pascal	29.810	16	12	Griffon Arnaud	1:48.166	1:48.286	16
17	74	Gossiaux Jean-Philippe	40.501	74	Gossiaux Jean-Philippe	37.962	92	Loi Olivier	29.813	17	74	Gossiaux Jean-Philippe	1:48.293	1:48.452	20
18	75	Pinto Alexandre	40.518	44	Girardot Alain	37.978	74	Gossiaux Jean-Philippe	29.830	18	24	Noregral Bruno	1:48.315	1:48.498	23
19	92	Loi Olivier	40.539	3	Dallois Pierre-Emmanuel	37.987	44	Girardot Alain	29.835	19	40	Labescat Franck	1:48.354	1:48.378	18
20	16	Huot Harold	40.628	88	Mignatelli Arnaud	37.989	63	Allaire Frédéric	29.848	20	92	Loi Olivier	1:48.414	1:48.464	21
21	44	Girardot Alain	40.633	24	Noregral Bruno	38.043	60	Chatelain Francis	29.859	21	44	Girardot Alain	1:48.446	1:48.446	19
22	24	Noregral Bruno	40.684	40	Labescat Franck	38.044	98	Guerin Olivier	29.863	22	98	Guerin Olivier	1:48.479	1:48.479	22
23	98	Guerin Olivier	40.708	92	Loi Olivier	38.062	12	Griffon Arnaud	29.873	23	16	Huot Harold	1:48.551	1:49.111	27
24	63	Allaire Frédéric	40.738	41	Meignan Pascal	38.117	40	Labescat Franck	29.877	24	41	Meignan Pascal	1:48.678	1:49.020	26
25	41	Meignan Pascal	40.751	211	Trotin Arnaud	38.213	15	Cordel Hervé	29.908	25	63	Allaire Frédéric	1:48.815	1:48.815	25
26	25	Massoutre Olivier	40.920	63	Allaire Frédéric	38.229	16	Huot Harold	29.972	26	15	Cordel Hervé	1:49.180	1:49.675	29
27	21	Trotin Arnaud	40.925	15	Cordel Hervé	38.236	25	Massoutre Olivier	30.032	27	25	Massoutre Olivier	1:49.233	1:49.306	28
28	68	Antoni Christophe	41.012	25	Massoutre Olivier	38.281	69	Quetaud Philippe	30.142	28	211	Trotin Arnaud	1:49.331	1:49.785	32
29	15	Cordel Hervé	41.036	69	Quetaud Philippe	38.304	68	Antoni Christophe	30.152	29	69	Quetaud Philippe	1:49.504	1:49.762	31
30	69	Quetaud Philippe	41.058	8	Senard Patrick	38.474	211	Trotin Arnaud	30.193	30	68	Antoni Christophe	1:49.641	1:49.714	30
31	8	Senard Patrick	41.127	68	Antoni Christophe	38.477	8	Senard Patrick	30.256	31	8	Senard Patrick	1:49.857	1:50.227	33
32	26	Delaisse François Clement	41.245	76	Gossiaux Philippe	38.516	26	Delaisse François Clement	30.308	32	26	Delaisse François Clement	1:50.167	1:50.368	34
33	32	Mignatelli Jean-Pierre	41.297	26	Delaisse François Clement	38.614	76	Gossiaux Philippe	30.399	33	76	Gossiaux Philippe	1:50.259	1:50.851	36
34	76	Gossiaux Philippe	41.344	32	Mignatelli Jean-Pierre	38.647	32	Mignatelli Jean-Pierre	30.535	34	32	Mignatelli Jean-Pierre	1:50.479	1:50.551	35
35	38	Boueix Claude	41.970	38	Boueix Claude	39.244	38	Boueix Claude	30.916	35	38	Boueix Claude	1:52.130	1:52.198	37
36	2	Pretin Antoine	Transpo	2	Pretin Antoine	Transpo	2	Pretin Antoine	1:55.990	36	2	Pretin Antoine	Transpo	1:47.512	3
37	11	Schmied Remy	Transpo	11	Schmied Remy	Transpo	11	Schmied Remy	2:01.814	37	11	Schmied Remy	Transpo	1:47.415	2



Circuit Ricardo Tormo
Caterham Cup 420R
Race - 1 Amended
Leader Sequence



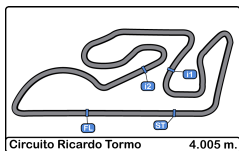
N°	Driver	Nat	Team	Nat	Vehicle	Cat	Clas	Start Lap	End Lap	Laps	Total Laps
1	Jaubert Mathys	 FRA	PALM	 FRA		A		1	8	8	8
52	Leguem David	 FRA	ST ELOI	 FRA		A		9	15	7	7



Circuit Ricardo Tormo
Caterham Cup 420R
Race - 1 Amended
Best 5 Lap Times



Cls	N°	Driver	Nat	Team	Nat	Vehicle	Cat	Cls	Best 1		Best 2		Best 3		Best 4		Best 5	
									Time	Lap	Time	Lap	Time	Lap	Time	Lap	Time	Lap
1	52	Leguem David	FRA	ST ELOI	FRA		A	1	1:47.188	3	1:47.498	6	1:47.499	5	1:47.583	12	1:47.592	8
2	11	Schmied Remy	FRA	IND	FRA		A	2	1:47.415	6	1:49.245	8	1:49.459	3	1:49.481	4	1:50.118	10
3	2	Pretin Antoine	FRA	CCF	FRA		A	3	1:47.512	7	1:47.782	14	1:47.940	5	1:47.971	4	1:48.061	10
4	1	Jaubert Mathys	FRA	PALM	FRA		A	4	1:47.540	6	1:47.595	14	1:47.621	5	1:47.673	8	1:47.678	4
5	18	Dallois Jean-Michel	FRA	IND	FRA		A	5	1:47.586	15	1:47.919	14	1:48.078	13	1:48.134	3	1:48.193	12
6	35	Gassin Bastien	FRA	ST ELOI	FRA		A	6	1:47.711	7	1:47.930	10	1:47.948	14	1:48.071	6	1:48.423	8
7	59	Clay Tristan	CHE	CCF	FRA		A	7	1:47.741	8	1:48.034	14	1:48.054	7	1:48.157	5	1:48.257	10
8	19	Azar Jeremy	SEN	ROSSELSP	FRA		A	8	1:47.785	4	1:47.850	7	1:47.889	10	1:47.987	5	1:48.015	6
9	9	Bizet Henri	FRA	PALM	FRA		A	9	1:47.937	8	1:48.287	7	1:48.356	3	1:48.379	14	1:48.389	10
10	30	Gachnang Gary	FRA	PALM	FRA		A	10	1:47.950	5	1:48.005	14	1:48.129	4	1:48.197	10	1:48.202	7
11	23	Wehrle Pascal	FRA	PALM	FRA		B	1	1:47.977	5	1:48.202	10	1:48.206	7	1:48.304	6	1:48.423	14
12	29	Moussier Eric	FRA	CCF	FRA		A	11	1:47.981	8	1:47.993	5	1:48.097	7	1:48.245	6	1:48.270	3
13	20	Chahinian Franck	FRA	CCF	FRA		A	12	1:47.997	15	1:48.022	4	1:48.132	13	1:48.183	12	1:48.318	7
14	88	Mignatelli Arnaud	FRA	CCF	FRA		A	13	1:48.133	7	1:48.790	6	1:49.015	14	1:49.075	10	1:49.228	9
15	3	Dallois Pierre-Emmanuel	FRA	IND	FRA		A	14	1:48.144	7	1:48.462	9	1:48.828	10	1:49.026	4	1:49.282	11
16	12	Griffon Arnaud	FRA	CCF	FRA		A	15	1:48.286	9	1:48.353	8	1:48.436	4	1:48.616	12	1:48.717	13
17	60	Chatelain Francis	FRA	PALM	FRA		B	2	1:48.368	9	1:48.557	10	1:48.628	13	1:48.645	3	1:48.764	8
18	40	Labescat Franck	FRA	CCF	FRA		A	16	1:48.378	8	1:48.560	9	1:48.637	13	1:48.738	14	1:48.741	10
19	44	Girardot Alain	FRA	CCF	FRA		B	3	1:48.446	7	1:48.910	5	1:48.996	6	1:49.068	15	1:49.376	14
20	74	Gossiaux Jean-Philippe	FRA	ST ELOI	FRA		A	17	1:48.452	7	1:48.745	9	1:48.869	13	1:49.363	10	1:49.435	5
21	92	Loi Olivier	FRA	ST ELOI	FRA		B	4	1:48.464	7	1:48.999	9	1:49.267	6	1:49.354	14	1:49.406	15
22	98	Guerin Olivier	FRA	CCF	FRA		A	18	1:48.479	14	1:48.839	15	1:49.178	13	1:49.355	9	1:49.357	7
23	24	Noregral Bruno	FRA	PALM	FRA		A	19	1:48.498	4	1:48.645	3	1:49.323	2	1:52.645	5	1:57.880	1
24	75	Pinto Alexandre	FRA	ST ELOI	FRA		A	20	1:48.541	9	1:48.762	7	1:48.915	10	1:49.229	11	1:49.373	6
25	63	Allaire Frédéric	FRA	ST ELOI	FRA		A	21	1:48.815	4	1:49.672	6	1:49.702	7	1:49.808	5	1:49.865	3
26	41	Meignan Pascal	FRA	ST ELOI	FRA		B	5	1:49.020	6	1:49.130	8	1:49.319	9	1:49.458	7	1:49.658	5
27	16	Huot Harold	FRA	ROSSELSP	FRA		A	22	1:49.111	14	1:49.245	7	1:49.308	3	1:49.343	9	1:49.360	6
28	25	Massoutre Olivier	FRA	CCF	FRA		B	6	1:49.306	9	1:49.666	4	1:49.817	7	1:49.829	8	1:50.069	6
29	15	Cordel Hervé	FRA	CCF	FRA		B	7	1:49.675	6	1:49.810	7	1:50.086	14	1:50.410	11	1:50.585	5
30	68	Antoni Christophe	FRA	IND	FRA		A	23	1:49.714	8	1:50.268	3	1:50.282	12	1:50.325	15	1:50.709	14
31	69	Quetaud Philippe	FRA	CCF	FRA		A	24	1:49.762	3	1:49.903	10	1:50.035	15	1:50.046	5	1:50.084	8
32	211	Trotin Arnaud	FRA	ROSSELSP	FRA		A	25	1:49.785	15	1:49.877	9	1:49.978	10	1:50.166	7	1:50.308	3
33	8	Senard Patrick	FRA	CCF	FRA		B	8	1:50.227	4	1:50.308	11	1:50.395	5	1:50.457	13	1:50.661	14
34	26	Delaisse François Clement	FRA	CCF	FRA		A	26	1:50.368	6	1:50.536	5	1:50.739	7	1:50.960	14	1:51.199	15
35	32	Mignatelli Jean-Pierre	FRA	CCF	FRA		B	9	1:50.551	4	1:50.729	6	1:50.879	11	1:51.275	10	1:51.282	3
36	76	Gossiaux Philippe	FRA	ST ELOI	FRA		B	10	1:50.851	15	1:51.061	14	1:51.289	13	1:51.443	12	1:51.539	5
37	38	Boueix Claude	FRA	DOG RACING	FRA		B	11	1:52.198	2	2:06.738	1	2:23.768	3				



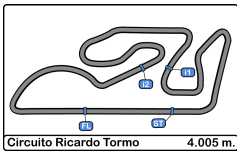
Circuit Ricardo Tormo
Caterham Cup 420R
Race - 1 Amended
Best 5 Top Speeds



Circuito Ricardo Tormo 4.005 m.

Cls	N°	Driver	Nat	Team	Nat	Vehicle	Cat	Cls	Top 1		Top 2		Top 3		Top 4		Top 5		Avg
									Km/h	Lap	Km/h	Lap	Km/h	Lap	Km/h	Lap	Km/h	Lap	
1	18	Dallois Jean-Michel	FRA	IND	FRA		A	1	219.5	2	218.1	4	216.8	6	215.5	10	213.6	9	216.7
2	41	Meignan Pascal	FRA	ST ELOI	FRA		B	1	218.8	9	216.8	3	215.5	2	212.3	8	210.5	4	214.8
3	75	Pinto Alexandre	FRA	ST ELOI	FRA		A	2	218.8	9	216.8	13	214.9	3	214.9	11	213.6	15	215.8
4	3	Dallois Pierre-Emmanuel	FRA	IND	FRA		A	3	218.1	12	217.5	6	216.8	8	216.2	3	214.9	15	216.7
5	98	Guerin Olivier	FRA	CCF	FRA		A	4	218.1	7	215.5	4	212.3	6	212.3	8	211.1	3	213.9
6	25	Massoutre Olivier	FRA	CCF	FRA		B	2	217.5	3	214.2	2	214.2	5	213.6	7	208.6	4	213.6
7	60	Chatelain Francis	FRA	PALM	FRA		B	3	217.5	2	216.8	6	215.5	8	214.9	5	214.9	11	215.9
8	9	Bizet Henri	FRA	PALM	FRA		A	5	216.8	3	216.8	10	216.8	12	216.2	4	216.2	5	216.6
9	29	Moussier Eric	FRA	CCF	FRA		A	6	216.8	3	215.5	8	213.0	4	213.0	7	213.0	9	214.2
10	12	Griffon Arnaud	FRA	CCF	FRA		A	7	216.2	5	214.9	4	213.6	10	212.3	9	212.3	11	213.9
11	20	Chahinian Franck	FRA	CCF	FRA		A	8	216.2	2	214.2	6	213.6	5	213.6	7	210.5	3	213.6
12	16	Huot Harold	FRA	ROSSELSP	FRA		A	9	215.5	11	210.5	4	209.3	2	209.3	9	208.6	15	210.6
13	24	Noregral Bruno	FRA	PALM	FRA		A	10	215.5	3	214.2	2	213.0	4	212.3	5	198.8	6	210.8
14	44	Girardot Alain	FRA	CCF	FRA		B	4	215.5	2	215.5	5	214.9	3	214.2	4	214.2	8	214.9
15	74	Gossiaux Jean-Philippe	FRA	ST ELOI	FRA		A	11	215.5	2	214.2	5	211.1	4	211.1	6	211.1	8	212.6
16	92	Loi Olivier	FRA	ST ELOI	FRA		B	5	214.9	8	212.3	3	212.3	15	211.7	5	211.7	14	212.6
17	30	Gachnang Gary	FRA	PALM	FRA		A	12	214.2	2	211.1	4	211.1	13	208.6	12	208.0	14	210.6
18	38	Boueix Claude	FRA	DOG RACING	FRA		B	6	214.2	3	202.8	2	195.6	1					204.2
19	40	Labescat Franck	FRA	CCF	FRA		A	13	214.2	11	213.0	8	212.3	4	211.7	5	211.7	9	212.6
20	59	Clay Tristan	CHE	CCF	FRA		A	14	214.2	3	214.2	13	212.3	11	210.5	14	210.5	15	212.4
21	15	Cordel Hervé	FRA	CCF	FRA		B	7	213.6	9	211.1	3	208.6	7	207.4	4	207.4	8	209.6
22	19	Azar Jeremy	SEN	ROSSELSP	FRA		A	15	213.6	11	211.1	10	207.4	2	206.8	3	205.7	7	208.9
23	23	Wehrlen Pascal	FRA	PALM	FRA		B	8	213.6	11	213.6	13	213.6	15	213.0	10	213.0	14	213.3
24	32	Mignatelli Jean-Pierre	FRA	CCF	FRA		B	9	213.6	9	211.1	2	210.5	3	209.9	6	207.4	10	210.5
25	63	Allaire Frédéric	FRA	ST ELOI	FRA		A	16	213.6	15	213.0	2	213.0	5	213.0	11	212.3	6	213.0
26	26	Delaisse François Clement	FRA	CCF	FRA		A	17	213.0	10	210.5	3	209.3	2	209.3	5	209.3	6	210.2
27	35	Gassin Bastien	FRA	ST ELOI	FRA		A	18	212.3	4	212.3	11	211.7	6	210.5	14	208.6	5	211.1
28	68	Antoni Christophe	FRA	IND	FRA		A	19	212.3	2	211.7	6	210.5	13	210.5	14	208.6	9	210.7
29	211	Troiti Arnaud	FRA	ROSSELSP	FRA		A	20	212.3	5	211.7	10	210.5	2	209.9	3	208.6	11	210.6
30	88	Mignatelli Arnaud	FRA	CCF	FRA		A	21	211.1	3	211.1	6	211.1	12	209.9	2	209.3	4	210.5
31	8	Senard Patrick	FRA	CCF	FRA		B	10	210.5	7	209.9	3	209.9	6	209.3	14	208.6	10	209.6
32	52	Leguem David	FRA	ST ELOI	FRA		A	22	210.5	5	207.4	2	207.4	3	205.7	15	204.5	4	207.1
33	69	Quetaud Philippe	FRA	CCF	FRA		A	23	210.5	6	209.9	3	209.3	7	209.3	9	208.6	2	209.5
34	76	Gossiaux Philippe	FRA	ST ELOI	FRA		B	11	209.9	4	208.6	2	208.0	3	206.3	5	204.5	14	207.5
35	1	Jaubert Mathys	FRA	PALM	FRA		A	24	206.8	13	206.3	11	205.7	14	205.7	15	202.8	6	205.4

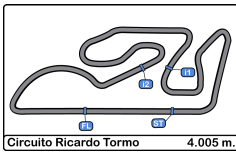




Circuit Ricardo Tormo
 Caterham Cup 420R
 Race - 1 Amended
 Fastest Laps Sequence



Lap	Time of Day	Session Time	Nº	Driver	Nat	Team	Nat	Vehicle	Cat	Time	Km/h
2	18:13:48.194	3:43.194	1	Jaubert Mathys		PALM			A	1:48.085	133.3
3	18:15:35.920	5:30.920	1	Jaubert Mathys		PALM			A	1:47.726	133.8
3	18:15:36.227	5:31.227	52	Leguem David		ST ELOI			A	1:47.188	134.5



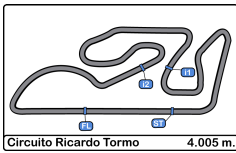
Circuit Ricardo Tormo
Caterham Cup 420R
Race - 1 Amended



Event Best Maximum Speed

N°	Driver	Nat	Team	Nat	Vehicle	Cat	Clas	Km/h	Session
23	Wehrlen Pascal		PALM			B	1	225.7	Free Practice - 1
18	Dallois Jean-Michel		IND			A	1	219.5	Race - 1
75	Pinto Alexandre		ST ELOI			A	2	218.8	Race - 1
41	Meignan Pascal		ST ELOI			B	2	218.8	Race - 1
19	Azar Jeremy		ROSSELSP			A	3	218.1	Free Practice - 1
20	Chahinian Franck		CCF			A	4	218.1	Free Practice - 1
98	Guerin Olivier		CCF			A	5	218.1	Race - 1
3	Dallois Pierre-Emmanuel		IND			A	6	218.1	Race - 1
1	Jaubert Mathys		PALM			A	7	217.5	Qualifying - 1
9	Bizet Henri		PALM			A	8	217.5	Qualifying - 2
60	Chatelain Francis		PALM			B	3	217.5	Race - 1
25	Massoutre Olivier		CCF			B	4	217.5	Race - 1
63	Allaire Frédéric		ST ELOI			A	9	216.8	Free Practice - 1
40	Labescat Franck		CCF			A	10	216.8	Free Practice - 1
30	Gachnang Gary		PALM			A	11	216.8	Qualifying - 2
29	Moussier Eric		CCF			A	12	216.8	Race - 1
52	Leguem David		ST ELOI			A	13	216.2	Free Practice - 2
44	Girardot Alain		CCF			B	5	216.2	Free Practice - 2
24	Noregral Bruno		PALM			A	14	216.2	Qualifying - 1
59	Clay Tristan		CCF			A	15	216.2	Qualifying - 2
92	Loi Olivier		ST ELOI			B	6	216.2	Qualifying - 2
12	Griffon Arnaud		CCF			A	16	216.2	Race - 1
74	Gossiaux Jean-Philippe		ST ELOI			A	17	215.5	Race - 1
16	Huot Harold		ROSSELSP			A	18	215.5	Race - 1
2	Pretin Antoine		CCF			A	19	214.9	Free Practice - 1
69	Quetaud Philippe		CCF			A	20	214.2	Free Practice - 2
88	Mignatelli Arnaud		CCF			A	21	214.2	Free Practice - 2
68	Antoni Christophe		IND			A	22	214.2	Qualifying - 2
38	Boueix Claude		DOG RACING			B	7	214.2	Race - 1
211	Troten Arnaud		ROSSELSP			A	23	213.6	Free Practice - 2
15	Cordel Hervé		CCF			B	8	213.6	Race - 1
32	Mignatelli Jean-Pierre		CCF			B	9	213.6	Race - 1
11	Schmied Remy		IND			A	24	213.0	Qualifying - 2
26	Delaisse François Clement		CCF			A	25	213.0	Race - 1
35	Gassin Bastien		ST ELOI			A	26	212.3	Race - 1
8	Senard Patrick		CCF			B	10	211.7	Free Practice - 1
76	Gossiaux Philippe		ST ELOI			B	11	210.5	Free Practice - 2



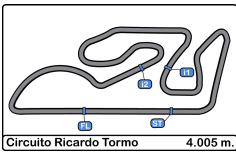


Circuit Ricardo Tormo
Caterham Cup 420R
Race - 1 Amended
Lap Chart



LAP

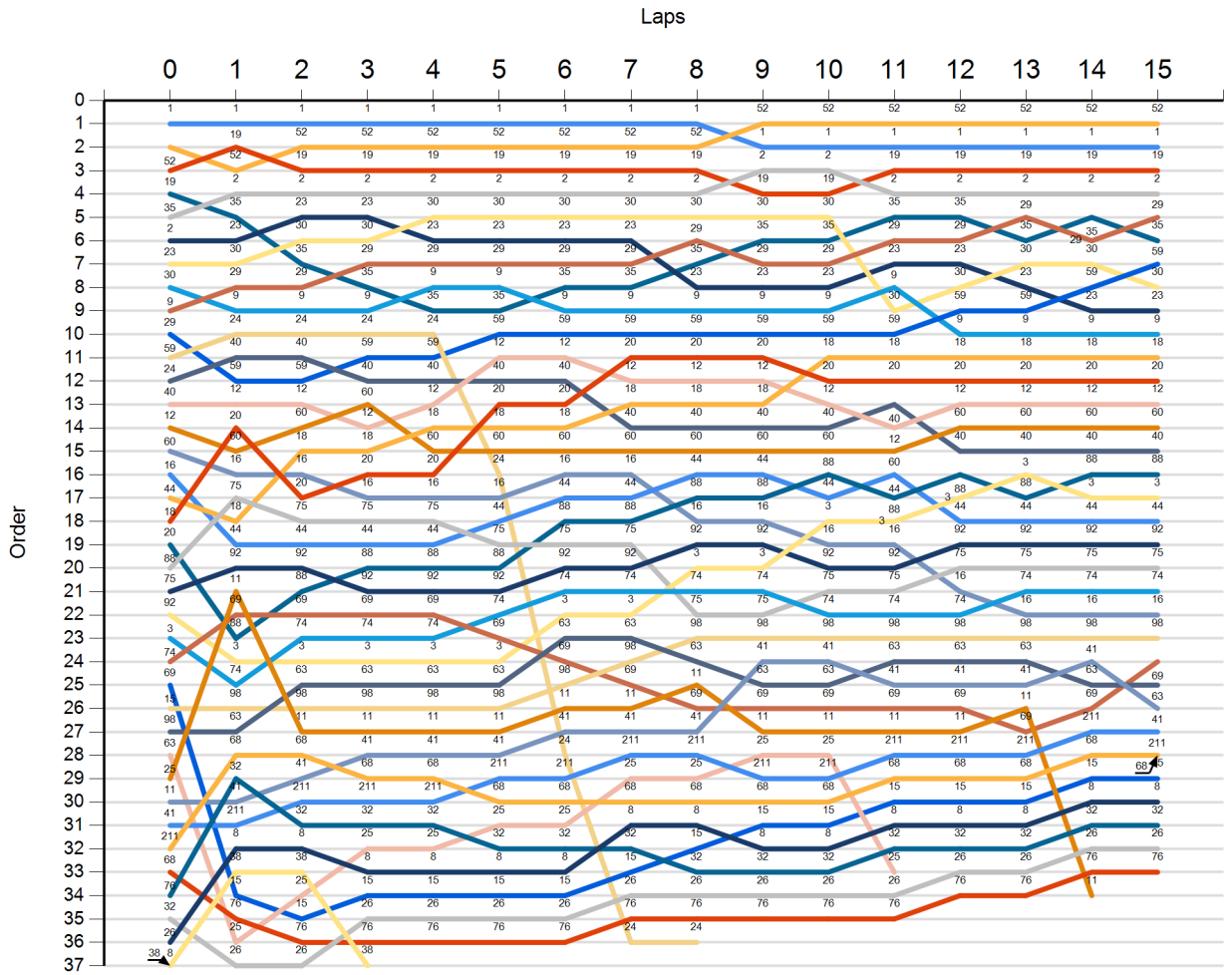
Nr	Pos	Grid	1	2	3	4	5	6	7	8	9	10	11	12	13	14	15
1	1	1	1	1	1	1	1	1	1	1	52	52	52	52	52	52	52
52	2	52	19	52	52	52	52	52	52	52	1	1	1	1	1	1	1
19	3	19	52	19	19	19	19	19	19	19	2	2	19	19	19	19	19
35	4	35	2	2	2	2	2	2	2	2	19	19	2	2	2	2	2
2	5	2	35	23	23	30	30	30	30	30	30	30	35	35	29	35	29
23	6	23	23	30	30	23	23	23	23	29	35	35	29	29	35	29	35
30	7	30	30	35	29	29	29	29	29	35	29	29	23	23	30	30	59
9	8	9	29	29	35	9	9	35	35	23	23	23	9	30	23	59	30
29	9	29	9	9	9	35	35	9	9	9	9	9	30	59	59	23	23
59	10	59	24	24	24	24	59	59	59	59	59	59	9	9	9	9	9
24	11	24	40	40	59	59	12	12	20	20	20	18	18	18	18	18	18
40	12	40	59	59	40	40	40	40	12	12	12	20	20	20	20	20	20
12	13	12	12	12	60	12	20	20	18	18	18	12	40	12	12	12	12
60	14	60	20	60	12	18	18	18	40	40	40	12	60	60	60	60	60
16	15	16	60	18	18	60	60	60	60	60	60	60	60	40	40	40	40
44	16	44	16	16	20	20	24	16	16	44	44	88	44	88	3	88	88
18	17	18	75	20	16	16	16	44	44	88	88	44	88	3	88	3	3
20	18	20	18	75	75	75	44	88	88	16	16	3	3	44	44	44	44
88	19	88	44	44	44	44	75	75	75	92	92	16	16	92	92	92	92
75	20	75	92	92	88	88	88	92	92	3	3	92	92	75	75	75	75
92	21	92	11	88	92	92	92	74	74	74	74	74	75	75	16	74	74
3	22	3	69	69	69	69	74	3	3	75	75	74	74	74	16	16	16
74	23	74	88	74	74	74	69	63	63	98	98	98	98	98	98	98	98
69	24	69	3	3	3	3	3	69	98	63	41	41	63	63	63	41	69
15	25	15	74	63	63	63	63	98	69	11	63	63	41	41	41	63	63
98	26	98	98	98	98	98	98	11	11	69	69	69	69	69	11	69	41
63	27	63	63	11	11	11	11	41	41	41	11	11	11	11	69	211	211
25	28	25	68	68	41	41	41	24	211	211	25	25	211	211	211	68	68
11	29	11	32	41	68	68	211	211	25	25	211	211	68	68	68	15	15
41	30	41	41	211	211	68	68	68	68	68	68	68	15	15	15	8	8
211	31	211	211	32	32	32	25	25	8	8	15	15	8	8	8	32	32
68	32	68	8	8	25	25	32	32	32	15	8	8	32	32	32	26	26
76	33	76	38	38	8	8	8	8	15	32	32	32	25	26	26	76	76
32	34	32	15	25	15	15	15	15	26	26	26	26	26	76	11		
26	35	26	76	15	26	26	26	26	76	76	76	76	76				
8	36	8	25	76	76	76	76	76	24	24							
38	37	38	26	26	38												

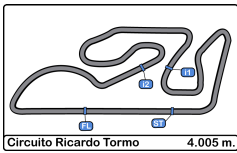


Circuit Ricardo Tormo
Caterham Cup 420R
Race - 1 Amended
Graphic Lap Chart







- 1
- 52
- 19
- 35
- 2
- 23
- 30
- 9
- 29
- 59
- 24
- 40
- 12
- 60
- 16
- 44
- 18
- 20
- 88
- 75
- 92
- 3
- 74
- 69
- 15
- 98
- 63
- 25
- 11
- 41
- 211
- 68
- 76
- 32
- 26
- 8
- ...

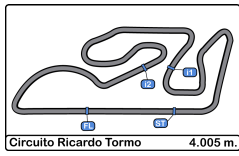




Circuit Ricardo Tormo
Caterham Cup 420R
Race - 1 Amended
Pit Stop Analysis



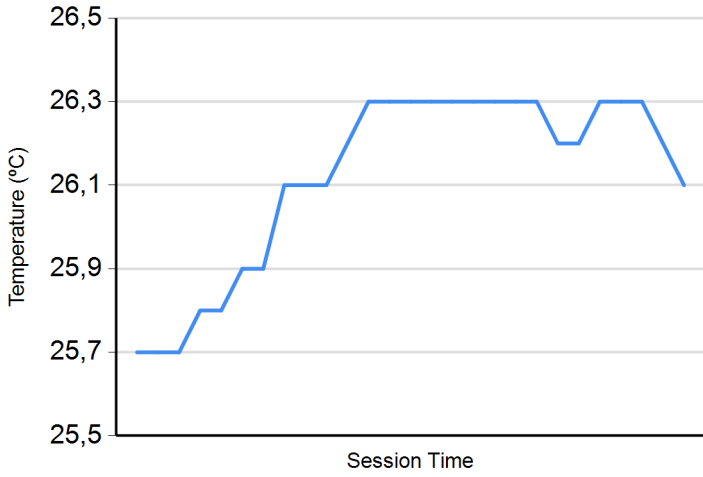
N°	In Day Time	Driver	Nat	Team	Nat	Vehicle	Cat	In Time	Stop N°	Pit Time	Handicap	Penalty
24	18:21:19.215	Noregral Bruno	 FRA	PALM	 FRA		A	11:13.754	1	43.598		
24	18:24:02.213	Noregral Bruno	 FRA	PALM	 FRA		A	13:56.752	2	3:22.058		



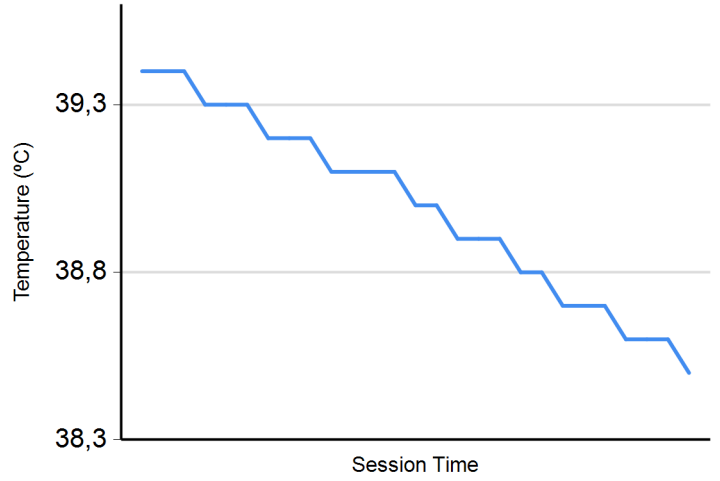
Circuit Ricardo Tormo
Caterham Cup 420R
Race - 1 Amended
Weather Report



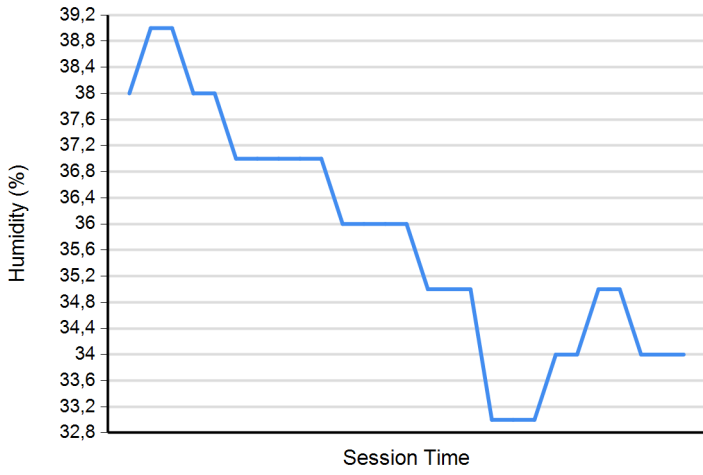
Air Temperature



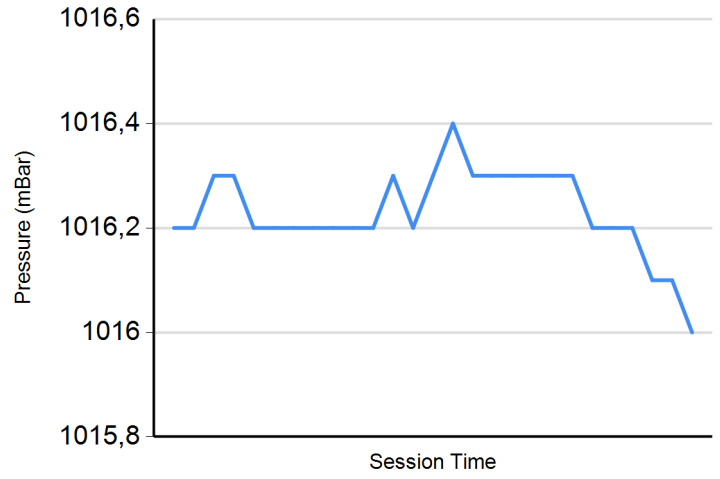
Track Temperature



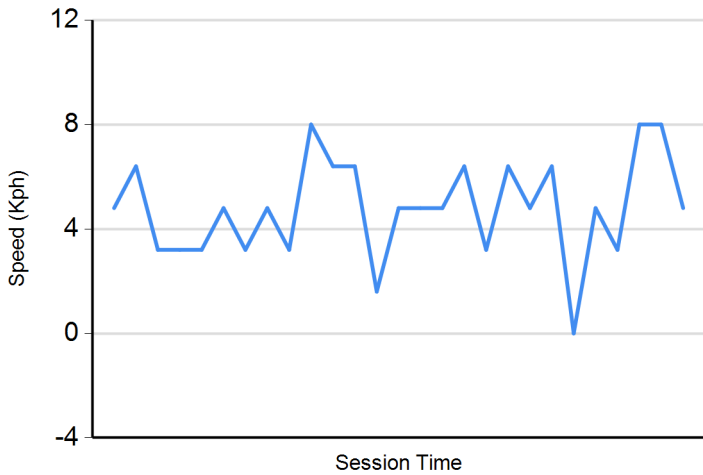
Humidity



Pressure



Wind Speed



Wind direction

