



Autodromo Nazionale Monza
Caterham Cup 420R
Race - 1
Provisional Results



Cls	N°	Driver	Nat	Team	Nat	Vehicle	Cat	Cls	Laps	Total Time	Gap	Interval	Km/h	Best	Time	Km/h
1	1	Mathys Jaubert	FRA	PALM	FRA	CATERHAM 420	A	1	9	25:45.408			121.4	9	2:28.384	140.5
2	35	Bastien Gassin	FRA	ST ELOI	FRA	CATERHAM 420	A	2	9	25:51.194	5.786	5.786	120.9	8	2:29.259	139.7
3	59	Tristan Clay	FRA	CCF	FRA	CATERHAM 420	A	3	9	25:51.665	6.257	0.471	120.9	9	2:30.084	138.9
4	30	Gary Gachnang	FRA	PALM	FRA	CATERHAM 420	A	4	9	25:54.008	8.600	2.343	120.7	9	2:29.491	139.5
5	18	Jean-Michel Dallois	FRA	IND	FRA	CATERHAM 420	A	5	9	25:57.707	12.299	3.699	120.4	9	2:31.268	137.8
6	9	Henri Bizet	FRA	PALM	FRA	CATERHAM 420	A	6	9	25:58.026	12.618	0.319	120.4	9	2:30.854	138.2
7	29	Eric Moussier	FRA	CCF	FRA	CATERHAM 420	A	7	9	25:58.373	12.965	0.347	120.4	8	2:30.605	138.4
8	23	Pascal Wehrlen	FRA	PALM	FRA	CATERHAM 420	B	1	9	26:03.656	18.248	5.283	120.0	4	2:32.800	136.4
9	16	Harold Huot	FRA	ROSSELSP	FRA	CATERHAM 420	A	8	9	26:07.425	22.017	3.769	119.7	8	2:34.562	134.9
10	80	Sebastien Montagne	FRA	ST ELOI	FRA	CATERHAM 420	A	9	9	26:08.143	22.735	0.718	119.6	9	2:34.099	135.3
11	60	Francis Chatelain	FRA	PALM	FRA	CATERHAM 420	B	2	9	26:08.180	22.772	0.037	119.6	8	2:31.137	137.9
12	66	Pierre Andre Nicolas	FRA	PALM	FRA	CATERHAM 420	A	10	9	26:10.232	24.824	2.052	119.5	9	2:32.525	136.7
13	40	Franck Labescat	FRA	CCF	FRA	CATERHAM 420	A	11	9	26:11.243	25.835	1.011	119.4	8	2:34.650	134.8
14	44	Alain Girardot	FRA	CCF	FRA	CATERHAM 420	B	3	9	26:14.559	29.151	3.316	119.2	9	2:35.201	134.3
15	75	Alexandre Pinto	FRA	ST ELOI	FRA	CATERHAM 420	A	12	9	26:16.697	31.289	2.138	119.0	9	2:35.305	134.2
16	3	Pierre-Emmanuel Dallois	FRA	IND	FRA	CATERHAM 420	A	13	9	26:17.187	31.779	0.490	119.0	8	2:34.549	134.9
17	98	Olivier Guerin	FRA	CCF	FRA	CATERHAM 420	A	14	9	26:21.986	36.578	4.799	118.6	7	2:34.745	134.7
18	211	Arnaud Trotin	FRA	ROSSELSP	FRA	CATERHAM 420	A	15	9	26:22.896	37.488	0.910	118.5	9	2:36.634	133.1
19	70	Thomas Bouterin	FRA	IND	FRA	CATERHAM 420	A	16	9	26:22.957	37.549	0.061	118.5	9	2:35.755	133.8
20	19	Jeremy Azar	FRA	ROSSELSP	FRA	CATERHAM 420	A	17	9	26:25.639	40.231	2.682	118.3	7	2:35.557	134.0
21	92	Olivier Loi	FRA	ST ELOI	FRA	CATERHAM 420	B	4	9	26:30.336	44.928	4.697	118.0	9	2:38.522	131.5
22	86	Ugo Leboucher	FRA	ST ELOI	FRA	CATERHAM 420	A	18	9	26:30.433	45.025	0.097	118.0	9	2:37.568	132.3
23	7	Henri Charpentier	FRA	CCF	FRA	CATERHAM 420	A	19	9	26:30.542	45.134	0.109	118.0	9	2:37.001	132.8
24	55	Bertrand Semaille	FRA	PALM	FRA	CATERHAM 420	A	20	9	26:33.083	47.675	2.541	117.8	8	2:36.440	133.3
25	2	Hervé Cordel	FRA	CCF	FRA	CATERHAM 420	B	5	9	26:34.455	49.047	1.372	117.7	9	2:37.033	132.8
26	41	Pascal Meignan	FRA	ST ELOI	FRA	CATERHAM 420	B	6	9	26:42.529	57.121	8.074	117.1	9	2:41.195	129.3
27	77	Arnaud Mignatelli	FRA	CCF	FRA	CATERHAM 420	A	21	9	26:50.028	1:04.620	7.499	116.5	9	2:35.801	133.8
28	33	François Clement Delaisse	FRA	CCF	FRA	CATERHAM 420	A	22	9	26:55.235	1:09.827	5.207	116.2	9	2:40.217	130.1
29	69	Philippe Quetaud	FRA	CCF	FRA	CATERHAM 420	A	23	9	26:58.501	1:13.093	3.266	115.9	9	2:42.454	128.3
30	27	Harald Mag	FRA	CCF	FRA	CATERHAM 420	A	24	9	27:04.684	1:19.276	6.183	115.5	9	2:44.603	126.6
31	38	Claude Boueix	FRA	DOG RACING	FRA	CATERHAM 420	B	7	9	27:08.133	1:22.725	3.449	115.2	8	2:45.155	126.2
32	87	Yann Gasparini	FRA	ST ELOI	FRA	CATERHAM 420	B	8	9	27:08.373	1:22.965	0.240	115.2	9	2:43.476	127.5
33	63	Frédéric Allaire	FRA	ST ELOI	FRA	CATERHAM 420	A	25	9	27:09.876	1:24.468	1.503	115.1	9	2:41.880	128.8
34	72	Nicolas Cottancin	FRA	CCF	FRA	CATERHAM 420	A	26	9	27:19.012	1:33.604	9.136	114.5	8	2:46.781	125.0
35	21	Sylvio Bossi	FRA	CCF	FRA	CATERHAM 420	B	9	9	27:22.218	1:36.810	3.206	114.2	9	2:45.897	125.7
36	81	François-Xavier Fleury	FRA	ST ELOI	FRA	CATERHAM 420	A	27	9	27:26.078	1:40.670	3.860	114.0	9	2:46.535	125.2
37	26	Gilles Charpentier	FRA	CCF	FRA	CATERHAM 420	B	10	9	27:31.915	1:46.507	5.837	113.6	9	2:47.423	124.5
38	50	Michel Morey	FRA	CCF	FRA	CATERHAM 420	B	11	9	27:39.381	1:53.973	7.466	113.1	9	2:52.510	120.8
39	5	Pierre-Jean Reyppin	FRA	ROSSELSP	FRA	CATERHAM 420	A	28	7	22:08.120	2 Laps	2 Laps	109.9	4	2:47.065	124.8
40	13	Eric Pinson	FRA	ST ELOI	FRA	CATERHAM 420	A	29	7	26:04.943	2 Laps	3:56.823	93.2	2	3:20.087	104.2

Not classified: (Requirements: 75% of number laps of leader = 7 Laps)

52	David Leguem	FRA	ST ELOI	FRA	CATERHAM 420	A	30	6	18:52.595	3 Laps	1 Lap	110.4	4	2:39.017	131.1	
46	Olivier Forzano	FRA	PALM	FRA	CATERHAM 420	A	31	4	11:45.262	5 Laps	2 Laps	118.2	4	2:33.845	135.5	
20	Franck Chahinian	FRA	CCF	FRA	CATERHAM 420	A	32	4	11:46.598	5 Laps	1.336	118.0	4	2:34.501	134.9	
32	Jean-Pierre Mignatelli	FRA	CCF	FRA	CATERHAM 420	B	12	4	12:43.851	5 Laps	57.253	109.2	2	3:00.051	115.8	
24	Bruno Noregral	FRA	PALM	FRA	CATERHAM 420	A	33	1	2:53.460	8 Laps	3 Laps	120.2	1	2:53.460	120.2	
71	Laurent Bouterin	FRA	IND	FRA	CATERHAM 420	A	34	1	3:09.237	8 Laps	15.777	110.2	1	3:09.237	110.2	
51	Vincent Beltoise	FRA	CCF	FRA	CATERHAM 420	A	35									
12	Arnaud Griffon	FRA	CCF	FRA	CATERHAM 420	A	36									

Fastest lap Mathys Jaubert in 2:28.384 at 140.5 Km/h in lap 9


Published at:.....

Track Temp: **16.2 °C** Air Temp: **14.5 °C** Humidity: **88 %** Track Status: **WET**

Stewards:

Race Director:

Timekeeper:


 Luis Angel Garcia Nuñez
 JOB/I-0030-ESP





Autodromo Nazionale Monza

Caterham Cup 420R

Race - 1

Provisional Results by Category



Cls	N°	Driver	Nat	Team	Nat	Vehicle	Cat	Cls	Laps	Total Time	Gap	Interval	Km/h	Best	Time	Km/h
A																
1	1	Mathys Jaubert	FRA	PALM	FRA	CATERHAM 420	A	1	9	25:45.408			121.4	9	2:28.384	140.5
2	35	Bastien Gassin	FRA	ST ELOI	FRA	CATERHAM 420	A	2	9	25:51.194	5.786	5.786	120.9	8	2:29.259	139.7
3	59	Tristan Clay	FRA	CCF	FRA	CATERHAM 420	A	3	9	25:51.665	6.257	0.471	120.9	9	2:30.084	138.9
4	30	Gary Gachnang	FRA	PALM	FRA	CATERHAM 420	A	4	9	25:54.008	8.600	2.343	120.7	9	2:29.491	139.5
5	18	Jean-Michel Dallois	FRA	IND	FRA	CATERHAM 420	A	5	9	25:57.707	12.299	3.699	120.4	9	2:31.268	137.8
6	9	Henri Bizet	FRA	PALM	FRA	CATERHAM 420	A	6	9	25:58.026	12.618	0.319	120.4	9	2:30.854	138.2
7	29	Eric Moussier	FRA	CCF	FRA	CATERHAM 420	A	7	9	25:58.373	12.965	0.347	120.4	8	2:30.605	138.4
8	16	Harold Huot	FRA	ROSSELSP	FRA	CATERHAM 420	A	8	9	26:07.425	22.017	9.052	119.7	8	2:34.562	134.9
9	80	Sebastien Montagne	FRA	ST ELOI	FRA	CATERHAM 420	A	9	9	26:08.143	22.735	0.718	119.6	9	2:34.099	135.3
10	66	Pierre Andre Nicolas	FRA	PALM	FRA	CATERHAM 420	A	10	9	26:10.232	24.824	2.089	119.5	9	2:32.525	136.7
11	40	Franck Labescat	FRA	CCF	FRA	CATERHAM 420	A	11	9	26:11.243	25.835	1.011	119.4	8	2:34.650	134.8
12	75	Alexandre Pinto	FRA	ST ELOI	FRA	CATERHAM 420	A	12	9	26:16.697	31.289	5.454	119.0	9	2:35.305	134.2
13	3	Pierre-Emmanuel Dallois	FRA	IND	FRA	CATERHAM 420	A	13	9	26:17.187	31.779	0.490	119.0	8	2:34.549	134.9
14	98	Olivier Guerin	FRA	CCF	FRA	CATERHAM 420	A	14	9	26:21.986	36.578	4.799	118.6	7	2:34.745	134.7
15	211	Arnaud Trotin	FRA	ROSSELSP	FRA	CATERHAM 420	A	15	9	26:22.896	37.488	0.910	118.5	9	2:36.634	133.1
16	70	Thomas Bouterin	FRA	IND	FRA	CATERHAM 420	A	16	9	26:22.957	37.549	0.061	118.5	9	2:35.755	133.8
17	19	Jeremy Azar	FRA	ROSSELSP	FRA	CATERHAM 420	A	17	9	26:25.639	40.231	2.682	118.3	7	2:35.557	134.0
18	86	Ugo Leboucher	FRA	ST ELOI	FRA	CATERHAM 420	A	18	9	26:30.433	45.025	4.794	118.0	9	2:37.568	132.3
19	7	Henri Charpentier	FRA	CCF	FRA	CATERHAM 420	A	19	9	26:30.542	45.134	0.109	118.0	9	2:37.001	132.8
20	55	Bertrand Semaille	FRA	PALM	FRA	CATERHAM 420	A	20	9	26:33.083	47.675	2.541	117.8	8	2:36.440	133.3
21	77	Arnaud Mignatelli	FRA	CCF	FRA	CATERHAM 420	A	21	9	26:50.028	1:04.620	16.945	116.5	9	2:35.801	133.8
22	33	François Clement Delaïsse	FRA	CCF	FRA	CATERHAM 420	A	22	9	26:55.235	1:09.827	5.207	116.2	9	2:40.217	130.1
23	69	Philippe Quetaud	FRA	CCF	FRA	CATERHAM 420	A	23	9	26:58.501	1:13.093	3.266	115.9	9	2:42.454	128.3
24	27	Harald Mag	FRA	CCF	FRA	CATERHAM 420	A	24	9	27:04.684	1:19.276	6.183	115.5	9	2:44.603	126.6
25	63	Frédéric Allaire	FRA	ST ELOI	FRA	CATERHAM 420	A	25	9	27:09.876	1:24.468	5.192	115.1	9	2:41.880	128.8
26	72	Nicolas Cottancin	FRA	CCF	FRA	CATERHAM 420	A	26	9	27:19.012	1:33.604	9.136	114.5	8	2:46.781	125.0
27	81	François-Xavier Fleury	FRA	ST ELOI	FRA	CATERHAM 420	A	27	9	27:26.078	1:40.670	7.066	114.0	9	2:46.535	125.2
28	5	Pierre-Jean Rey-pin	FRA	ROSSELSP	FRA	CATERHAM 420	A	28	7	22:08.120	2 Laps	2 Laps	109.9	4	2:47.065	124.8
29	13	Eric Pinson	FRA	ST ELOI	FRA	CATERHAM 420	A	29	7	26:04.943	2 Laps	3:56.823	93.2	2	3:20.087	104.2

Not classified: (Requirements: 75% of number laps of leader = 7 Laps)

52	David Leguem	FRA	ST ELOI	FRA	CATERHAM 420	A	30	6	18:52.595	3 Laps	1 Lap	110.4	4	2:39.017	131.1
46	Olivier Forzano	FRA	PALM	FRA	CATERHAM 420	A	31	4	11:45.262	5 Laps	2 Laps	118.2	4	2:33.845	135.5
20	Franck Chahinian	FRA	CCF	FRA	CATERHAM 420	A	32	4	11:46.598	5 Laps	1.336	118.0	4	2:34.501	134.9
24	Bruno Noregral	FRA	PALM	FRA	CATERHAM 420	A	33	1	2:53.460	8 Laps	3 Laps	120.2	1	2:53.460	120.2
71	Laurent Bouterin	FRA	IND	FRA	CATERHAM 420	A	34	1	3:09.237	8 Laps	15.777	110.2	1	3:09.237	110.2
51	Vincent Beltoise	FRA	CCF	FRA	CATERHAM 420	A	35								
12	Arnaud Griffon	FRA	CCF	FRA	CATERHAM 420	A	36								

B																
1	23	Pascal Wehrlen	FRA	PALM	FRA	CATERHAM 420	B	1	9	26:03.656			120.0	4	2:32.800	136.4
2	60	Francis Chatelain	FRA	PALM	FRA	CATERHAM 420	B	2	9	26:08.180	4.524	4.524	119.6	8	2:31.137	137.9
3	44	Alain Girardot	FRA	CCF	FRA	CATERHAM 420	B	3	9	26:14.559	10.903	6.379	119.2	9	2:35.201	134.3
4	92	Olivier Loi	FRA	ST ELOI	FRA	CATERHAM 420	B	4	9	26:30.336	26.680	15.777	118.0	9	2:38.522	131.5
5	2	Hervé Cordel	FRA	CCF	FRA	CATERHAM 420	B	5	9	26:34.455	30.799	4.119	117.7	9	2:37.033	132.8
6	41	Pascal Meignan	FRA	ST ELOI	FRA	CATERHAM 420	B	6	9	26:42.529	38.873	8.074	117.1	9	2:41.195	129.3
7	38	Claude Boueix	FRA	DOG RACING	FRA	CATERHAM 420	B	7	9	27:08.133	1:04.477	25.604	115.2	8	2:45.155	126.2
8	87	Yann Gasparini	FRA	ST ELOI	FRA	CATERHAM 420	B	8	9	27:08.373	1:04.717	0.240	115.2	9	2:43.476	127.5
9	21	Sylvio Bossi	FRA	CCF	FRA	CATERHAM 420	B	9	9	27:22.218	1:18.562	13.845	114.2	9	2:45.897	125.7
10	26	Gilles Charpentier	FRA	CCF	FRA	CATERHAM 420	B	10	9	27:31.915	1:28.259	9.697	113.6	9	2:47.423	124.5
11	50	Michel Morey	FRA	CCF	FRA	CATERHAM 420	B	11	9	27:39.381	1:35.725	7.466	113.1	9	2:52.510	120.8

Not classified: (Requirements: 75% of number laps of leader = 7 Laps)


32	Jean-Pierre Mignatelli	FRA	CCF	FRA	CATERHAM 420	B	12	4	12:43.851	5 Laps	5 Laps	109.2	2	3:00.051	115.8
----	------------------------	-----	-----	-----	--------------	---	----	---	-----------	--------	--------	-------	---	----------	-------

Published at:.....

Track Temp: 16.2 °C Air Temp: 14.5 °C Humidity: 88 % Track Status: WET

Stewards:	Race Director:	Timekeeper: Luis Angel Garcia Nuñez JOB/I-0030-ESP
-----------	----------------	---





Autodromo Nazionale Monza

Caterham Cup 420R

Race - 1

Provisional Results by Category



Fastest lap Mathys Jaubert in 2:28.384 at 140.5 Km/h in lap 9

Published at:.....

Track Temp: 16.2 °C Air Temp: 14.5 °C Humidity: 88 % Track Status: WET

Stewards:

Race Director:

Timekeeper:

 Luis Angel Garcia Nuñez
JOB/I-0030-ESP





Autodromo Nazionale Monza

Caterham Cup 420R

Race - 1



Provisional Classification by Driver Fastest Lap

Clas	Nº	Driver	Nat	Team	Nat	Vehicle	Cat	Clas	Laps	Best	Time	Gap	Interval	Km/h
1	1	Mathys Jaubert	FRA	PALM	FRA	CATERHAM 420 R	A	1	9	9	2:28.384			140.5
2	35	Bastien Gassin	FRA	ST ELOI	FRA	CATERHAM 420 R	A	2	9	8	2:29.259	0.875	0.875	139.7
3	30	Gary Gachnang	FRA	PALM	FRA	CATERHAM 420 R	A	3	9	9	2:29.491	1.107	0.232	139.5
4	59	Tristan Clay	FRA	CCF	FRA	CATERHAM 420 R	A	4	9	9	2:30.084	1.700	0.593	138.9
5	29	Eric Moussier	FRA	CCF	FRA	CATERHAM 420 R	A	5	9	8	2:30.605	2.221	0.521	138.4
6	9	Henri Bizet	FRA	PALM	FRA	CATERHAM 420 R	A	6	9	9	2:30.854	2.470	0.249	138.2
7	60	Francis Chatelain	FRA	PALM	FRA	CATERHAM 420 R	B	1	9	8	2:31.137	2.753	0.283	137.9
8	18	Jean-Michel Dallois	FRA	IND	FRA	CATERHAM 420 R	A	7	9	9	2:31.268	2.884	0.131	137.8
9	66	Pierre Andre Nicolas	FRA	PALM	FRA	CATERHAM 420 R	A	8	9	9	2:32.525	4.141	1.257	136.7
10	23	Pascal Wehrlen	FRA	PALM	FRA	CATERHAM 420 R	B	2	9	4	2:32.800	4.416	0.275	136.4
11	46	Olivier Forzano	FRA	PALM	FRA	CATERHAM 420 R	A	9	4	4	2:33.845	5.461	1.045	135.5
12	80	Sebastien Montagne	FRA	ST ELOI	FRA	CATERHAM 420 R	A	10	9	9	2:34.099	5.715	0.254	135.3
13	20	Franck Chahinian	FRA	CCF	FRA	CATERHAM 420 R	A	11	4	4	2:34.501	6.117	0.402	134.9
14	3	Pierre-Emmanuel Dallois	FRA	IND	FRA	CATERHAM 420 R	A	12	9	8	2:34.549	6.165	0.048	134.9
15	16	Harold Huot	FRA	ROSSELSP	FRA	CATERHAM 420 R	A	13	9	8	2:34.562	6.178	0.013	134.9
16	40	Franck Labescat	FRA	CCF	FRA	CATERHAM 420 R	A	14	9	8	2:34.650	6.266	0.088	134.8
17	98	Olivier Guerin	FRA	CCF	FRA	CATERHAM 420 R	A	15	9	7	2:34.745	6.361	0.095	134.7
18	44	Alain Girardot	FRA	CCF	FRA	CATERHAM 420 R	B	3	9	9	2:35.201	6.817	0.456	134.3
19	75	Alexandre Pinto	FRA	ST ELOI	FRA	CATERHAM 420 R	A	16	9	9	2:35.305	6.921	0.104	134.2
20	19	Jeremy Azar	FRA	ROSSELSP	FRA	CATERHAM 420 R	A	17	9	7	2:35.557	7.173	0.252	134.0
21	70	Thomas Bouterin	FRA	IND	FRA	CATERHAM 420 R	A	18	9	9	2:35.755	7.371	0.198	133.8
22	77	Arnaud Mignatelli	FRA	CCF	FRA	CATERHAM 420 R	A	19	9	9	2:35.801	7.417	0.046	133.8
23	55	Bertrand Semaille	FRA	PALM	FRA	CATERHAM 420 R	A	20	9	8	2:36.440	8.056	0.639	133.3
24	211	Arnaud Trotin	FRA	ROSSELSP	FRA	CATERHAM 420 R	A	21	9	9	2:36.634	8.250	0.194	133.1
25	7	Henri Charpentier	FRA	CCF	FRA	CATERHAM 420 R	A	22	9	9	2:37.001	8.617	0.367	132.8
26	2	Hervé Cordel	FRA	CCF	FRA	CATERHAM 420 R	B	4	9	9	2:37.033	8.649	0.032	132.8
27	86	Ugo Leboucher	FRA	ST ELOI	FRA	CATERHAM 420 R	A	23	9	9	2:37.568	9.184	0.535	132.3
28	92	Olivier Loi	FRA	ST ELOI	FRA	CATERHAM 420 R	B	5	9	9	2:38.522	10.138	0.954	131.5
29	52	David Leguem	FRA	ST ELOI	FRA	CATERHAM 420 R	A	24	6	4	2:39.017	10.633	0.495	131.1
30	33	François Clement Delaisse	FRA	CCF	FRA	CATERHAM 420 R	A	25	9	9	2:40.217	11.833	1.200	130.1
31	41	Pascal Meignan	FRA	ST ELOI	FRA	CATERHAM 420 R	B	6	9	9	2:41.195	12.811	0.978	129.3
32	63	Frédéric Allaire	FRA	ST ELOI	FRA	CATERHAM 420 R	A	26	9	9	2:41.880	13.496	0.685	128.8
33	69	Philippe Quetaud	FRA	CCF	FRA	CATERHAM 420 R	A	27	9	9	2:42.454	14.070	0.574	128.3
34	87	Yann Gasparini	FRA	ST ELOI	FRA	CATERHAM 420 R	B	7	9	9	2:43.476	15.092	1.022	127.5
35	27	Harald Mag	FRA	CCF	FRA	CATERHAM 420 R	A	28	9	9	2:44.603	16.219	1.127	126.6
36	38	Claude Boueix	FRA	DOG RACING	FRA	CATERHAM 420 R	B	8	9	8	2:45.155	16.771	0.552	126.2
37	21	Sylvio Bossi	FRA	CCF	FRA	CATERHAM 420 R	B	9	9	9	2:45.897	17.513	0.742	125.7
38	81	François-Xavier Fleury	FRA	ST ELOI	FRA	CATERHAM 420 R	A	29	9	9	2:46.535	18.151	0.638	125.2
39	72	Nicolas Cottancin	FRA	CCF	FRA	CATERHAM 420 R	A	30	9	8	2:46.781	18.397	0.246	125.0
40	5	Pierre-Jean Reypin	FRA	ROSSELSP	FRA	CATERHAM 420 R	A	31	7	4	2:47.065	18.681	0.284	124.8
41	26	Gilles Charpentier	FRA	CCF	FRA	CATERHAM 420 R	B	10	9	9	2:47.423	19.039	0.358	124.5
42	50	Michel Morey	FRA	CCF	FRA	CATERHAM 420 R	B	11	9	9	2:52.510	24.126	5.087	120.8
43	24	Bruno Noregral	FRA	PALM	FRA	CATERHAM 420 R	A	32	1	1	2:53.460	25.076	0.950	120.2
44	32	Jean-Pierre Mignatelli	FRA	CCF	FRA	CATERHAM 420 R	B	12	4	2	3:00.051	31.667	6.591	115.8
45	71	Laurent Bouterin	FRA	IND	FRA	CATERHAM 420 R	A	33	1	1	3:09.237	40.853	9.186	110.2
46	13	Eric Pinson	FRA	ST ELOI	FRA	CATERHAM 420 R	A	34	7	2	3:20.087	51.703	10.850	104.2

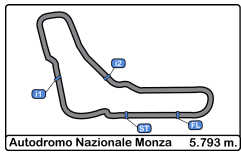


YOKOHAMA

MOTUL

GT2i

Depance



Autodromo Nazionale Monza


Caterham Cup 420R

Race - 1

Distance and Speed Average



Clas	Nº	Driver	Nat	Team	Nat	Vehicle	Cat	Clas	Laps	Distance	Total Time	Km/h
1	1	Mathys Jaubert	FRA	PALM	FRA	CATERHAM 420 R	A	1	9	52.13	25:45.408	121.4
2	35	Bastien Gassin	FRA	ST ELOI	FRA	CATERHAM 420 R	A	2	9	52.13	25:51.194	120.9
3	59	Tristan Clay	FRA	CCF	FRA	CATERHAM 420 R	A	3	9	52.13	25:51.665	120.9
4	30	Gary Gachnang	FRA	PALM	FRA	CATERHAM 420 R	A	4	9	52.13	25:54.008	120.7
5	18	Jean-Michel Dallois	FRA	IND	FRA	CATERHAM 420 R	A	5	9	52.13	25:57.707	120.4
6	9	Henri Bizet	FRA	PALM	FRA	CATERHAM 420 R	A	6	9	52.13	25:58.026	120.4
7	29	Eric Moussier	FRA	CCF	FRA	CATERHAM 420 R	A	7	9	52.13	25:58.373	120.4
8	23	Pascal Wehrlen	FRA	PALM	FRA	CATERHAM 420 R	B	1	9	52.13	26:03.656	120.0
9	16	Harold Huot	FRA	ROSSELSP	FRA	CATERHAM 420 R	A	8	9	52.13	26:07.425	119.7
10	80	Sebastien Montagne	FRA	ST ELOI	FRA	CATERHAM 420 R	A	9	9	52.13	26:08.143	119.6
11	60	Francis Chatelain	FRA	PALM	FRA	CATERHAM 420 R	B	2	9	52.13	26:08.180	119.6
12	66	Pierre Andre Nicolas	FRA	PALM	FRA	CATERHAM 420 R	A	10	9	52.13	26:10.232	119.5
13	40	Franck Labescat	FRA	CCF	FRA	CATERHAM 420 R	A	11	9	52.13	26:11.243	119.4
14	44	Alain Girardot	FRA	CCF	FRA	CATERHAM 420 R	B	3	9	52.13	26:14.559	119.2
15	75	Alexandre Pinto	FRA	ST ELOI	FRA	CATERHAM 420 R	A	12	9	52.13	26:16.697	119.0
16	3	Pierre-Emmanuel Dallois	FRA	IND	FRA	CATERHAM 420 R	A	13	9	52.13	26:17.187	119.0
17	98	Olivier Guerin	FRA	CCF	FRA	CATERHAM 420 R	A	14	9	52.13	26:21.986	118.6
18	211	Arnaud Trotin	FRA	ROSSELSP	FRA	CATERHAM 420 R	A	15	9	52.13	26:22.896	118.5
19	70	Thomas Bouterin	FRA	IND	FRA	CATERHAM 420 R	A	16	9	52.13	26:22.957	118.5
20	19	Jeremy Azar	FRA	ROSSELSP	FRA	CATERHAM 420 R	A	17	9	52.13	26:25.639	118.3
21	92	Olivier Loi	FRA	ST ELOI	FRA	CATERHAM 420 R	B	4	9	52.13	26:30.336	118.0
22	86	Ugo Leboucher	FRA	ST ELOI	FRA	CATERHAM 420 R	A	18	9	52.13	26:30.433	118.0
23	7	Henri Charpentier	FRA	CCF	FRA	CATERHAM 420 R	A	19	9	52.13	26:30.542	118.0
24	55	Bertrand Semaille	FRA	PALM	FRA	CATERHAM 420 R	A	20	9	52.13	26:33.083	117.8
25	2	Hervé Cordel	FRA	CCF	FRA	CATERHAM 420 R	B	5	9	52.13	26:34.455	117.7
26	41	Pascal Meignan	FRA	ST ELOI	FRA	CATERHAM 420 R	B	6	9	52.13	26:42.529	117.1
27	77	Arnaud Mignatelli	FRA	CCF	FRA	CATERHAM 420 R	A	21	9	52.13	26:50.028	116.5
28	33	François Clement Delaïsse	FRA	CCF	FRA	CATERHAM 420 R	A	22	9	52.13	26:55.235	116.2
29	69	Philippe Quetaud	FRA	CCF	FRA	CATERHAM 420 R	A	23	9	52.13	26:58.501	115.9
30	27	Harald Mag	FRA	CCF	FRA	CATERHAM 420 R	A	24	9	52.13	27:04.684	115.5
31	38	Claude Boueix	FRA	DOG RACING	FRA	CATERHAM 420 R	B	7	9	52.13	27:08.133	115.2
32	87	Yann Gasparini	FRA	ST ELOI	FRA	CATERHAM 420 R	B	8	9	52.13	27:08.373	115.2
33	63	Frédéric Allaire	FRA	ST ELOI	FRA	CATERHAM 420 R	A	25	9	52.13	27:09.876	115.1
34	72	Nicolas Cottancin	FRA	CCF	FRA	CATERHAM 420 R	A	26	9	52.13	27:19.012	114.5
35	21	Sylvio Bossi	FRA	CCF	FRA	CATERHAM 420 R	B	9	9	52.13	27:22.218	114.2
36	81	François-Xavier Fleury	FRA	ST ELOI	FRA	CATERHAM 420 R	A	27	9	52.13	27:26.078	114.0
37	26	Gilles Charpentier	FRA	CCF	FRA	CATERHAM 420 R	B	10	9	52.13	27:31.915	113.6
38	50	Michel Morey	FRA	CCF	FRA	CATERHAM 420 R	B	11	9	52.13	27:39.381	113.1
39	5	Pierre-Jean Reypin	FRA	ROSSELSP	FRA	CATERHAM 420 R	A	28	7	40.55	22:08.120	109.9
40	13	Eric Pinson	FRA	ST ELOI	FRA	CATERHAM 420 R	A	29	7	40.55	26:04.943	93.2
41	52	David Leguem	FRA	ST ELOI	FRA	CATERHAM 420 R	A	30	6	34.75	18:52.595	110.4
42	46	Olivier Forzano	FRA	PALM	FRA	CATERHAM 420 R	A	31	4	23.17	11:45.262	118.2
43	20	Franck Chahinian	FRA	CCF	FRA	CATERHAM 420 R	A	32	4	23.17	11:46.598	118.0
44	32	Jean-Pierre Mignatelli	FRA	CCF	FRA	CATERHAM 420 R	B	12	4	23.17	12:43.851	109.2
45	24	Bruno Noregral	FRA	PALM	FRA	CATERHAM 420 R	A	33	1	05.79	2:53.460	120.2
46	71	Laurent Bouterin	FRA	IND	FRA	CATERHAM 420 R	A	34	1	05.79	3:09.237	110.2
0	51	Vincent Beltoise	FRA	CCF	FRA	CATERHAM 420 R	A	35	0			
0	12	Arnaud Griffon	FRA	CCF	FRA	CATERHAM 420 R	A	36	0			



Autodromo Nazionale Monza
Caterham Cup 420R
Race - 1
Lap Analysis



1 Mathys Jaubert CATERHAM 420 R **7** Henri Charpentier CATERHAM 420 R
 A PALM A CCF

Lap	D	Time	Sector 1	Sector 2	Sector 3	T. Spd	Elapsed	Lap	D	Time	Sector 1	Sector 2	Sector 3	T. Spd	Elapsed
1		2:50.425	1:07.210	51.357	51.858	175.0	2:50.425	1		3:19.130	1:22.090	59.000	58.040	108.3	3:19.130
2		2:29.396	45.528	51.608	52.260	185.5	5:19.821	2		2:51.929	54.295	54.781	1:02.853	114.7	6:11.059
3		3:49.392	1:14.796	1:19.363	1:15.233	97.2	9:09.213	3		3:20.345	1:03.547	1:04.753	1:12.045	104.6	9:31.404
4		2:29.015	45.728	51.145	52.142	179.7	11:38.228	4		2:40.607	52.063	54.172	54.372	119.0	12:12.011
5		2:34.473	45.434	52.233	56.806	186.2	14:12.701	5		2:47.382	51.051	55.982	1:00.349	136.7	14:59.393
6		4:06.053	1:26.419	1:25.586	1:14.048	116.0	18:18.754	6		3:36.514	1:00.705	1:23.464	1:12.345	116.6	18:35.907
7		2:29.723	45.900	52.025	51.798	181.5	20:48.477	7		2:39.892	51.544	54.401	53.947	135.6	21:15.799
8		2:28.547	45.111	51.627	51.809	188.8	23:17.024	8		2:37.742	49.626	53.153	54.963	163.3	23:53.541
9		2:28.384	45.093	51.413	51.878	188.4	25:45.408	9		2:37.001	49.305	53.839	53.857	139.5	26:30.542

2 Hervé Cordel CATERHAM 420 R **9** Henri Bizet CATERHAM 420 R
 B CCF A PALM

Lap	D	Time	Sector 1	Sector 2	Sector 3	T. Spd	Elapsed	Lap	D	Time	Sector 1	Sector 2	Sector 3	T. Spd	Elapsed
1		3:23.702	1:24.034	1:01.130	58.538	96.6	3:23.702	1		3:09.928	1:20.282	55.813	53.833	106.9	3:09.928
2		2:49.222	52.850	54.354	1:02.018	126.0	6:12.924	2		2:37.008	47.705	52.870	56.433	149.1	5:46.936
3		3:19.130	1:04.895	1:03.424	1:10.811	112.1	9:32.054	3		3:31.875	1:00.392	1:19.360	1:12.123	120.9	9:18.811
4		2:43.604	53.637	53.789	56.178	121.6	12:15.658	4		2:33.439	48.662	51.956	52.821	135.6	11:52.250
5		2:46.854	51.625	55.054	1:00.175	134.4	15:02.512	5		2:37.269	47.371	52.113	57.785	166.1	14:29.519
6		3:39.851	1:00.274	1:24.076	1:15.501	117.9	18:42.363	6		3:53.417	1:15.994	1:24.928	1:12.495	116.7	18:22.936
7		2:38.004	49.350	54.155	54.499	152.9	21:20.367	7		2:33.264	47.197	53.184	52.883	143.2	20:56.200
8		2:37.055	48.696	53.509	54.850	158.8	23:57.422	8		2:30.972	46.178	52.874	51.920	168.2	23:27.172
9		2:37.033	48.731	54.265	54.037	154.9	26:34.455	9		2:30.854	45.934	52.537	52.383	163.8	25:58.026

3 Pierre-Emmanuel Dallois CATERHAM 420 R **13** Eric Pinson CATERHAM 420 R
 A IND A ST ELOI

Lap	D	Time	Sector 1	Sector 2	Sector 3	T. Spd	Elapsed	Lap	D	Time	Sector 1	Sector 2	Sector 3	T. Spd	Elapsed
1		3:15.012	1:19.843	58.704	56.465	104.0	3:15.012	1		3:58.178	1:36.836	1:10.428	1:10.914	113.8	3:58.178
2		2:47.252	51.715	55.073	1:00.464	118.1	6:02.264	2		3:20.087	1:00.612	1:08.776	1:10.699	118.2	7:18.265
3		3:22.359	57.029	1:14.202	1:11.128	111.1	9:24.623	3		3:34.742	1:04.038	1:16.274	1:14.430	122.0	10:53.007
4		2:37.802	49.967	53.408	54.427	131.8	12:02.425	4		3:39.935 P	1:03.839	1:09.613	1:26.483	120.1	14:32.942
5		2:43.231	49.663	55.968	57.600	131.3	14:45.656	5		4:35.927	2:14.610	1:08.506	1:12.811	80.4	19:08.869
6		3:45.330	1:06.943	1:24.523	1:13.864	121.2	18:30.986	6		3:20.956	1:02.767	1:07.267	1:10.922	117.7	22:29.825
7		2:36.864	49.367	53.818	53.679	139.3	21:07.850	7		3:35.118 P	1:02.991	1:08.876	1:23.251	132.8	26:04.943
8		2:34.549	47.616	52.494	54.439	142.6	23:42.399								
9		2:34.788	47.568	53.258	53.962	146.7	26:17.187								

5 Pierre-Jean Reypin CATERHAM 420 R **16** Harold Huot CATERHAM 420 R
 A ROSSELSP A ROSSELSP

Lap	D	Time	Sector 1	Sector 2	Sector 3	T. Spd	Elapsed	Lap	D	Time	Sector 1	Sector 2	Sector 3	T. Spd	Elapsed
1		3:28.528	1:24.356	1:02.874	1:01.298	97.7	3:28.528	1		2:58.118	1:10.988	53.196	53.934	141.7	2:58.118
2		2:59.417	55.301	57.839	1:06.277	111.6	6:27.945	2		2:38.640	48.523	53.679	56.438	146.5	5:36.758
3		3:09.752	59.205	1:01.679	1:08.868	109.6	9:37.697	3		3:35.744	1:03.013	1:19.129	1:13.602	129.4	9:12.502
4		2:47.065	53.144	56.254	57.667	147.3	12:24.762	4		2:36.634	48.700	54.209	53.725	147.7	11:49.136
5		2:54.721	51.515	58.876	1:04.330	147.1	15:19.483	5		2:39.388	47.895	52.565	58.928	160.7	14:28.524
6		3:32.648	1:00.664	1:14.976	1:17.008	107.5	18:52.131	6		3:53.859	1:15.886	1:25.310	1:12.663	116.6	18:22.383
7		3:15.989 P	1:03.124	1:01.582	1:11.283	161.1	22:08.120	7		2:35.747	47.280	54.020	54.447	157.4	20:58.130
8								8		2:34.562	47.919	53.175	53.468	164.1	23:32.692
9								9		2:34.733	47.098	53.584	54.051	171.7	26:07.425



Autodromo Nazionale Monza
Caterham Cup 420R
Race - 1
Lap Analysis



18 Jean-Michel Dallois CATERHAM 420 R **23** Pascal Wehrlen CATERHAM 420 R

A							IND		B						
Lap	D	Time	Sector 1	Sector 2	Sector 3	T. Spd	Elapsed	Lap	D	Time	Sector 1	Sector 2	Sector 3	T. Spd	Elapsed
1		2:57.034	1:09.815	53.816	53.403	144.3	2:57.034	1		2:52.523	1:07.625	52.148	52.750	162.4	2:52.523
2		2:35.071	48.265	52.731	54.075	152.1	5:32.105	2		2:52.070	1:01.119	53.951	57.000	170.8	5:44.593
3		3:39.765	1:04.285	1:19.441	1:16.039	122.4	9:11.870	3		3:31.985	1:00.780	1:18.613	1:12.592	123.5	9:16.578
4		2:34.994	48.749	52.855	53.390	141.3	11:46.864	4		2:32.800	47.658	52.433	52.709	155.1	11:49.378
5		2:33.686	46.923	51.669	55.094	173.3	14:20.550	5		2:37.111	46.489	52.529	58.093	160.9	14:26.489
6		3:59.834	1:19.972	1:25.541	1:14.321	112.9	18:20.384	6		3:54.852	1:16.624	1:25.283	1:12.945	127.9	18:21.341
7		2:34.609	48.176	54.146	52.287	158.8	20:54.993	7		2:35.819	47.836	54.115	53.868	157.2	20:57.160
8		2:31.446	47.067	51.806	52.573	164.1	23:26.439	8		2:33.489	47.279	53.030	53.180	158.5	23:30.649
9		2:31.268	45.988	53.245	52.035	172.2	25:57.707	9		2:33.007	45.790	54.192	53.025	178.2	26:03.656

19 Jeremy Azar CATERHAM 420 R **24** Bruno Noregal CATERHAM 420 R

A							ROSELSP		A						
Lap	D	Time	Sector 1	Sector 2	Sector 3	T. Spd	Elapsed	Lap	D	Time	Sector 1	Sector 2	Sector 3	T. Spd	Elapsed
1		3:11.994	1:10.292	1:06.245	55.457	171.4	3:11.994	1		2:53.460	1:08.216	52.501	52.743	160.2	2:53.460
2		2:44.881	49.100	56.684	59.097	151.4	5:56.875								
3		3:26.351	57.874	1:16.822	1:11.655	126.3	9:23.226								
4		2:36.746	49.433	53.727	53.586	160.9	11:59.972								
5		2:48.436	49.578	1:00.027	58.831	148.5	14:48.408								
6		3:43.120	1:05.143	1:25.097	1:12.880	125.7	18:31.528								
7		2:35.557	48.089	53.676	53.792	156.0	21:07.085								
8		2:42.997	54.445	54.354	54.198	168.4	23:50.082								
9		2:35.557	48.940	52.833	53.784	161.9	26:25.639								

20 Franck Chahinian CATERHAM 420 R

A							CCF		B						
Lap	D	Time	Sector 1	Sector 2	Sector 3	T. Spd	Elapsed	Lap	D	Time	Sector 1	Sector 2	Sector 3	T. Spd	Elapsed
1		2:53.879	1:08.143	52.994	52.742	164.8	2:53.879	1		3:39.310	1:31.507	1:03.908	1:03.895	96.6	3:39.310
2		2:38.540	47.009	52.039	59.492	180.6	5:32.419	2		3:10.234	57.493	1:04.677	1:08.064	112.8	6:49.544
3		3:39.678	1:04.427	1:19.601	1:15.650	122.4	9:12.097	3		3:05.481	1:00.768	1:01.609	1:03.104	108.0	9:55.025
4		2:34.501	47.744	53.491	53.266	164.1	11:46.598	4		2:51.704	54.765	58.077	58.862	121.0	12:46.729
5								5		2:59.986	55.973	1:01.218	1:02.795	113.9	15:46.715
6								6		3:13.042	57.631	1:01.442	1:13.969	118.0	18:59.757
7								7		2:54.853	55.552	59.695	59.606	131.7	21:54.610
8								8		2:49.882	54.029	58.261	57.592	144.3	24:44.492
9								9		2:47.423	51.898	57.943	57.582	147.5	27:31.915

21 Sylvio Bossi CATERHAM 420 R

B							CCF		A						
Lap	D	Time	Sector 1	Sector 2	Sector 3	T. Spd	Elapsed	Lap	D	Time	Sector 1	Sector 2	Sector 3	T. Spd	Elapsed
1		3:38.995	1:30.255	1:03.882	1:04.858	101.9	3:38.995	1		3:24.450	1:24.038	1:01.839	58.573	96.5	3:24.450
2		3:06.122	56.538	1:02.455	1:07.129	128.2	6:45.117	2		2:50.779	54.336	56.237	1:00.206	113.4	6:15.229
3		3:07.246	1:01.448	1:03.129	1:02.669	104.2	9:52.363	3		3:18.666	1:04.441	1:02.403	1:11.822	102.3	9:33.895
4		2:52.002	54.584	58.448	58.970	124.8	12:44.365	4		2:46.313	53.371	55.790	57.152	122.5	12:20.208
5		2:57.035	55.828	1:00.762	1:00.445	117.0	15:41.400	5		2:54.668	52.707	58.399	1:03.562	119.6	15:14.876
6		3:15.576	57.073	1:03.935	1:14.568	113.4	18:56.976	6		3:31.686	1:00.011	1:16.781	1:14.894	96.3	18:46.562
7		2:52.645	56.147	58.036	58.462	130.9	21:49.621	7		2:47.155	52.840	56.851	57.464	128.4	21:33.717
8		2:46.700	52.143	56.578	57.979	148.9	24:36.321	8		2:46.364	52.720	56.060	57.584	120.9	24:20.081
9		2:45.897	51.979	56.045	57.873	139.1	27:22.218	9		2:44.603	51.946	55.921	56.736	131.5	27:04.684

22 Eric Moussier CATERHAM 420 R

A							CCF		B						
Lap	D	Time	Sector 1	Sector 2	Sector 3	T. Spd	Elapsed	Lap	D	Time	Sector 1	Sector 2	Sector 3	T. Spd	Elapsed
1		2:52.685	1:07.208	52.569	52.908	167.9	2:52.685	1		2:52.685	1:07.208	52.569	52.908	167.9	2:52.685
2		2:34.891	48.956	51.414	54.521	170.6	5:27.576	2		2:34.891	48.956	51.414	54.521	170.6	5:27.576
3		3:43.617	1:07.608	1:19.123	1:16.886	121.7	9:11.193	3		3:43.617	1:07.608	1:19.123	1:16.886	121.7	9:11.193
4		2:35.677	49.030	52.910	53.737	161.1	11:46.870	4		2:35.677	49.030	52.910	53.737	161.1	11:46.870
5		2:35.441	47.851	51.292	56.298	152.7	14:22.311	5		2:35.441	47.851	51.292	56.298	152.7	14:22.311
6		3:58.206	1:18.514	1:25.493	1:14.199	122.5	18:20.517	6		3:58.206	1:18.514	1:25.493	1:14.199	122.5	18:20.517
7		2:36.247	47.549	55.763	52.935	172.5	20:56.764	7		2:36.247	47.549	55.763	52.935	172.5	20:56.764
8		2:30.605	48.654	50.745	51.206	170.6	23:27.369	8		2:30.605	48.654	50.745	51.206	170.6	23:27.369
9		2:31.004	46.101	52.320	52.583	152.5	25:58.373	9		2:31.004	46.101	52.320	52.583	152.5	25:58.373





Autodromo Nazionale Monza

Caterham Cup 420R

Race - 1

Lap Analysis



30 Gary Gachnang CATERHAM 420 R **38** Claude Boueix CATERHAM 420 R

A PALM B DOG RACING

Lap	D	Time	Sector 1	Sector 2	Sector 3	T. Spd	Elapsed	Lap	D	Time	Sector 1	Sector 2	Sector 3	T. Spd	Elapsed
1		3:09.772			3:09.772		3:09.772	1		3:27.795	1:24.980	1:01.809	1:01.006	102.5	3:27.795
2		2:32.088			5:41.860		5:41.860	2		2:58.493	55.548	57.748	1:05.197	110.8	6:26.288
3		3:35.187			9:17.047		9:17.047	3		3:10.639	59.942	1:01.445	1:09.252	117.5	9:36.927
4		2:32.721			11:49.768		11:49.768	4		2:47.392	52.596	55.975	58.821	129.9	12:24.319
5		2:37.717			14:27.485		14:27.485	5		2:53.672	51.074	59.035	1:03.563	156.7	15:17.991
6		3:53.843			18:21.328		18:21.328	6		3:32.504	1:00.105	1:15.959	1:16.440	113.6	18:50.495
7		2:32.705			20:54.033		20:54.033	7		2:45.892	50.959	56.679	58.254	138.2	21:36.387
8		2:30.484			23:24.517		23:24.517	8		2:45.155	51.541	55.978	57.636	136.0	24:21.542
9		2:29.491			25:54.008		25:54.008	9		2:46.591	51.303	57.575	57.713	139.7	27:08.133

32 Jean-Pierre Mignatelli CATERHAM 420 R **40** Franck Labescat CATERHAM 420 R

B CCF A CCF

Lap	D	Time	Sector 1	Sector 2	Sector 3	T. Spd	Elapsed	Lap	D	Time	Sector 1	Sector 2	Sector 3	T. Spd	Elapsed
1		3:29.436	1:24.771	1:03.851	1:00.814	95.0	3:29.436	1		3:03.044	1:13.618	55.075	54.351	133.8	3:03.044
2		3:00.051	55.434	57.786	1:06.831	113.2	6:29.487	2		2:39.364	50.542	53.473	55.349	140.4	5:42.408
3		3:08.956	59.801	1:01.418	1:07.737	106.5	9:38.443	3		3:33.644	1:01.405	1:18.172	1:14.067	131.3	9:16.052
4		3:05.408 P	54.905	1:00.176	1:10.327	141.7	12:43.851	4		2:38.143	49.136	54.104	54.903	162.4	11:54.195
5								5		2:40.147	47.257	54.031	58.859	163.6	14:34.342
6								6		3:50.167	1:12.465	1:24.478	1:13.224	122.3	18:24.509
7								7		2:36.971	47.929	53.899	55.143	166.9	21:01.480
8								8		2:34.650	46.598	54.101	53.951	169.2	23:36.130
9								9		2:35.113	46.522	53.389	55.202	172.2	26:11.243

33 François Clement Delaisse CATERHAM 420 R

A CCF

Lap	D	Time	Sector 1	Sector 2	Sector 3	T. Spd	Elapsed	Lap	D	Time	Sector 1	Sector 2	Sector 3	T. Spd	Elapsed
1		3:28.177	1:25.371	1:02.418	1:00.388	98.0	3:28.177	1		3:10.689	1:15.564	57.163	57.962	117.0	3:10.689
2		2:55.267	52.592	54.891	1:07.784	125.1	6:23.444	2		2:48.814	54.374	55.860	58.580	125.1	5:59.503
3		3:12.480	1:00.775	1:01.310	1:10.395	110.9	9:35.924	3		3:24.843	58.333	1:15.015	1:11.495	111.5	9:24.346
4		2:44.557	52.017	55.661	56.879	126.3	12:20.481	4		2:44.407	52.867	55.530	56.010	124.7	12:08.753
5		2:52.249	50.384	58.705	1:03.160	152.1	15:12.730	5		2:46.764	51.492	56.291	58.981	150.2	14:55.517
6		3:33.195	1:00.026	1:17.959	1:15.210	103.8	18:45.925	6		3:39.060	1:02.094	1:24.325	1:12.641	128.7	18:34.577
7		2:43.985	51.132	55.634	57.219	143.4	21:29.910	7		2:44.327	51.474	55.037	57.816	139.7	21:18.904
8		2:45.108	52.446	55.582	57.080	129.8	24:15.018	8		2:42.430	51.023	55.298	56.109	151.8	24:01.334
9		2:40.217	50.612	54.685	54.920	139.3	26:55.235	9		2:41.195	50.323	55.090	55.782	153.4	26:42.529

35 Bastien Gassin CATERHAM 420 R

A ST ELOI

Lap	D	Time	Sector 1	Sector 2	Sector 3	T. Spd	Elapsed	Lap	D	Time	Sector 1	Sector 2	Sector 3	T. Spd	Elapsed
1		3:02.272	1:16.126	53.555	52.591	131.8	3:02.272	1		3:05.026	1:14.921	54.794	55.311	114.5	3:05.026
2		2:35.929	48.205	52.063	55.661	146.9	5:38.201	2		2:40.710	49.549	53.844	57.317	151.2	5:45.736
3		3:36.651	1:03.385	1:19.230	1:14.036	116.0	9:14.852	3		3:32.460	1:01.051	1:19.311	1:12.098	122.3	9:18.196
4		2:33.572	47.934	52.333	53.305	155.8	11:48.424	4		2:38.760	49.462	54.841	54.457	153.1	11:56.956
5		2:34.341	46.725	51.379	56.237	162.4	14:22.765	5		2:42.070	51.058	54.073	56.939	151.6	14:39.026
6		3:57.833	1:18.914	1:25.606	1:13.313	122.1	18:20.598	6		3:47.933	1:09.816	1:24.687	1:13.430	141.7	18:26.959
7		2:29.924	47.286	50.560	52.078	178.2	20:50.522	7		2:35.481	46.572	53.903	55.006	161.9	21:02.440
8		2:29.259	45.978	51.157	52.124	174.7	23:19.781	8		2:36.918	48.772	53.726	54.420	162.8	23:39.358
9		2:31.413	46.723	51.312	53.378	160.2	25:51.194	9		2:35.201	48.455	53.288	53.458	154.5	26:14.559

41 Pascal Meignan CATERHAM 420 R

B ST ELOI

Lap	D	Time	Sector 1	Sector 2	Sector 3	T. Spd	Elapsed
1		3:10.689	1:15.564	57.163	57.962	117.0	3:10.689
2		2:48.814	54.374	55.860	58.580	125.1	5:59.503
3		3:24.843	58.333	1:15.015	1:11.495	111.5	9:24.346
4		2:44.407	52.867	55.530	56.010	124.7	12:08.753
5		2:46.764	51.492	56.291	58.981	150.2	14:55.517
6		3:39.060	1:02.094	1:24.325	1:12.641	128.7	18:34.577
7		2:44.327	51.474	55.037	57.816	139.7	21:18.904
8		2:42.430	51.023	55.298	56.109	151.8	24:01.334
9		2:41.195	50.323	55.090	55.782	153.4	26:42.529

44 Alain Girardot CATERHAM 420 R

B CCF

Lap	D	Time	Sector 1	Sector 2	Sector 3	T. Spd	Elapsed
1		3:05.026	1:14.921	54.794	55.311	114.5	3:05.026
2		2:40.710	49.549	53.844	57.317	151.2	5:45.736
3		3:32.460	1:01.051	1:19.311	1:12.098	122.3	9:18.196
4		2:38.760	49.462	54.841	54.457	153.1	11:56.956
5		2:42.070	51.058	54.073	56.939	151.6	14:39.026
6		3:47.933	1:09.816	1:24.687	1:13.430	141.7	18:26.959
7		2:35.481	46.572	53.903	55.006	161.9	21:02.440
8		2:36.918	48.772	53.726	54.420	162.8	23:39.358
9		2:35.201	48.455	53.288	53.458	154.5	26:14.559



Autodromo Nazionale Monza
Caterham Cup 420R
Race - 1
Lap Analysis



46 Olivier Forzano CATERHAM 420 R							60 Francis Chatelain CATERHAM 420 R								
A PALM							B PALM								
Lap	D	Time	Sector 1	Sector 2	Sector 3	T. Spd	Elapsed	Lap	D	Time	Sector 1	Sector 2	Sector 3	T. Spd	Elapsed
1		2:55.406	1:09.378	52.264	53.764	153.8	2:55.406	1		3:12.978	1:13.171	1:04.229	55.578	125.7	3:12.978
2		2:34.832	49.250	52.611	52.971	166.1	5:30.238	2		2:41.786	49.050	55.248	57.488	141.5	5:54.764
3		3:41.179	1:05.501	1:19.076	1:16.602	127.5	9:11.417	3		3:28.321	57.859	1:17.454	1:13.008	121.7	9:23.085
4		2:33.845	47.098	52.607	54.140	163.8	11:45.262	4		2:41.274	48.725	1:00.059	52.490	154.7	12:04.359
5								5		2:39.569	47.243	54.150	58.176	162.4	14:43.928
6								6		3:45.929	1:08.229	1:24.416	1:13.284	124.5	18:29.857
7								7		2:33.317	47.217	52.392	53.708	162.1	21:03.174
8								8		2:31.137	47.055	51.612	52.470	161.9	23:34.311
9								9		2:33.869	47.387	53.266	53.216	180.3	26:08.180
50 Michel Morey CATERHAM 420 R							63 Frédéric Allaire CATERHAM 420 R								
B CCF							A ST ELO								
Lap	D	Time	Sector 1	Sector 2	Sector 3	T. Spd	Elapsed	Lap	D	Time	Sector 1	Sector 2	Sector 3	T. Spd	Elapsed
1		3:33.622	1:27.131	1:03.274	1:03.217	103.5	3:33.622	1		3:42.130	1:22.654	1:01.471	1:18.005	92.7	3:42.130
2		3:00.764	56.941	58.742	1:05.081	111.9	6:34.386	2		3:06.597	54.208	1:03.767	1:08.622	120.9	6:48.727
3		3:09.459	59.203	1:01.825	1:08.431	101.7	9:43.845	3		3:04.484	59.724	1:02.373	1:02.387	122.7	9:53.211
4		2:58.258	56.571	1:00.172	1:01.515	126.7	12:42.103	4		2:48.774	52.016	57.256	59.502	137.7	12:41.985
5		3:03.270	59.273	1:01.699	1:02.298	112.0	15:45.373	5		2:54.545	53.352	58.887	1:02.306	122.4	15:36.530
6		3:12.577	58.306	1:01.802	1:12.469	113.0	18:57.950	6		3:18.357	57.314	1:06.481	1:14.562	114.8	18:54.887
7		2:54.914	56.334	59.785	58.795	121.0	21:52.864	7		2:49.860	54.549	57.975	57.336	136.5	21:44.747
8		2:54.007	54.580	59.599	59.828	131.7	24:46.871	8		2:43.249	51.064	55.982	56.203	135.8	24:27.996
9		2:52.510	53.698	58.725	1:00.087	126.1	27:39.381	9		2:41.880	49.552	55.784	56.544	151.8	27:09.876
52 David Leguem CATERHAM 420 R							66 Pierre Andre Nicolas CATERHAM 420 R								
A ST ELOI							A PALM								
Lap	D	Time	Sector 1	Sector 2	Sector 3	T. Spd	Elapsed	Lap	D	Time	Sector 1	Sector 2	Sector 3	T. Spd	Elapsed
1		3:31.622	1:12.716	1:22.344	56.562	133.1	3:31.622	1		3:12.437	1:18.693	57.489	56.255	109.3	3:12.437
2		2:49.772	51.727	52.844	1:05.201	120.5	6:21.394	2		2:41.288	51.583	52.729	56.976	119.7	5:53.725
3		3:12.607	59.267	1:02.142	1:11.198	114.6	9:34.001	3		3:27.504	57.450	1:17.895	1:12.159	115.7	9:21.229
4		2:39.017	49.967	54.081	54.969	130.7	12:13.018	4		2:36.733	49.423	52.743	54.567	146.7	11:57.962
5		2:43.732	50.081	55.051	58.600	129.8	14:56.750	5		2:43.957	51.010	55.075	57.872	149.1	14:41.919
6		3:55.845 P	1:02.261	1:27.209	1:26.375	132.3	18:52.595	6		3:47.139	1:08.715	1:24.314	1:14.110	121.8	18:29.058
55 Bertrand Semaille CATERHAM 420 R							69 Philippe Quetaud CATERHAM 420 R								
A PALM							A CCF								
Lap	D	Time	Sector 1	Sector 2	Sector 3	T. Spd	Elapsed	Lap	D	Time	Sector 1	Sector 2	Sector 3	T. Spd	Elapsed
1		3:17.646	1:22.590	58.919	56.137	98.2	3:17.646	1		3:14.461	1:16.191	1:00.788	57.482	118.2	3:14.461
2		2:51.448	53.340	54.766	1:03.342	119.0	6:09.094	2		2:51.328	54.868	55.026	1:01.434	116.2	6:05.789
3		3:21.501	1:03.488	1:05.702	1:12.311	115.2	9:30.595	3		3:22.837	1:02.356	1:07.634	1:12.847	111.2	9:28.626
4		2:41.578	52.149	53.846	55.583	127.9	12:12.173	4		2:45.560	53.513	54.282	57.765	129.9	12:14.186
5		2:48.845	52.107	56.256	1:00.482	130.4	15:01.018	5		2:55.381	54.403	56.749	1:04.229	135.5	15:09.567
6		3:36.429	1:00.695	1:22.525	1:13.209	115.0	18:37.447	6		3:35.452	1:00.101	1:19.433	1:15.918	112.8	18:45.019
7		2:39.954	50.763	53.865	55.326	138.4	21:17.401	7		2:46.271	54.626	56.191	55.454	121.8	21:31.290
8		2:36.440	48.753	53.822	53.865	175.0	23:53.841	8		2:44.757	52.092	55.651	57.014	122.5	24:16.047
9		2:39.242	50.508	54.914	53.820	143.6	26:33.083	9		2:42.454	52.504	54.187	55.763	135.5	26:58.501
59 Tristan Clay CATERHAM 420 R															
A CCF															
Lap	D	Time	Sector 1	Sector 2	Sector 3	T. Spd	Elapsed								
1		2:59.289	1:12.303	53.720	53.266	128.7	2:59.289								
2		2:36.400	47.458	53.483	55.459	154.9	5:35.689								
3		3:36.542	1:03.559	1:18.753	1:14.230	120.4	9:12.231								
4		2:33.699	47.665	53.506	52.528	151.6	11:45.930								
5		2:34.298	46.304	52.107	55.887	162.4	14:20.228								
6		3:58.989	1:19.705	1:25.315	1:13.969	123.1	18:19.217								
7		2:31.678	45.940	53.368	52.370	174.1	20:50.895								
8		2:30.686	45.797	52.457	52.432	162.8	23:21.581								
9		2:30.084	45.512	52.126	52.446	177.0	25:51.665								





Autodromo Nazionale Monza
Caterham Cup 420R
Race - 1
Lap Analysis



70 Thomas Bouterin CATERHAM 420 R **80** Sebastien Montagne CATERHAM 420 R
 A IND A ST ELOI

Lap D	Time	Sector 1	Sector 2	Sector 3	T. Spd	Elapsed	Lap D	Time	Sector 1	Sector 2	Sector 3	T. Spd	Elapsed
1	3:16.003	1:20.193	59.154	56.656	109.8	3:16.003	1	3:09.395	1:17.894	55.798	55.703	119.6	3:09.395
2	2:51.691	53.474	55.393	1:02.824	106.5	6:07.694	2	2:38.363	47.818	53.957	56.588	152.7	5:47.758
3	3:22.544	1:02.897	1:07.202	1:12.445	109.2	9:30.238	3	3:31.717	1:00.273	1:19.254	1:12.190	125.7	9:19.475
4	2:38.436	49.414	54.466	54.556	140.9	12:08.674	4	2:36.373	48.212	54.383	53.778	144.1	11:55.848
5	2:43.403	48.621	55.668	59.114	157.6	14:52.077	5	2:38.872	47.831	53.859	57.182	167.9	14:34.720
6	3:41.624	1:03.833	1:24.506	1:13.285	116.1	18:33.701	6	3:50.190	1:12.632	1:24.582	1:12.976	116.1	18:24.910
7	2:37.214	49.479	54.178	53.557	149.1	21:10.915	7	2:34.813	46.849	54.677	53.287	159.5	20:59.723
8	2:36.287	48.484	53.569	54.234	176.7	23:47.202	8	2:34.321	47.511	54.047	52.763	168.4	23:34.044
9	2:35.755	48.113	54.280	53.362	175.0	26:22.957	9	2:34.099	46.631	54.500	52.968	166.1	26:08.143

71 Laurent Bouterin CATERHAM 420 R **81** François-Xavier Fleury CATERHAM 420 R
 A IND A ST ELOI

Lap D	Time	Sector 1	Sector 2	Sector 3	T. Spd	Elapsed	Lap D	Time	Sector 1	Sector 2	Sector 3	T. Spd	Elapsed
1	3:09.237	1:17.444	55.526	56.267	118.8	3:09.237	1	3:35.534	1:27.061	1:04.661	1:03.812	100.3	3:35.534
2		51.185			141.7		2	3:03.592	57.159	1:01.388	1:05.045	112.9	6:39.126

72 Nicolas Cottancin CATERHAM 420 R
 A CCF

Lap D	Time	Sector 1	Sector 2	Sector 3	T. Spd	Elapsed	Lap D	Time	Sector 1	Sector 2	Sector 3	T. Spd	Elapsed
1	3:31.034	1:27.657	1:01.920	1:01.457	104.7	3:31.034	3	3:05.675	59.331	1:00.745	1:05.599	120.0	9:44.801
2	3:00.247	55.954	57.211	1:07.082	119.8	6:31.281	4	2:54.508	56.505	58.685	59.318	121.4	12:39.309
3	3:08.456	59.180	1:01.372	1:07.904	116.0	9:39.737	5	2:57.855	56.172	1:00.579	1:01.104	125.5	15:37.164
4	2:49.472	53.504	57.105	58.863	140.6	12:29.209	6	3:17.969	58.494	1:05.344	1:14.131	107.8	18:55.133
5	2:53.831	53.070	59.063	1:01.698	140.6	15:23.040	7	2:54.742	56.795	58.359	59.588	127.6	21:49.875
6	3:31.125	59.384	1:15.019	1:16.722	109.2	18:54.165	8	2:49.668	53.893	57.300	58.475	139.3	24:39.543
7	2:49.751	54.587	56.402	58.762	149.5	21:43.916	9	2:46.535	52.590	56.042	57.903	142.1	27:26.078

86 Ugo Leboucher CATERHAM 420 R
 A ST ELOI

Lap D	Time	Sector 1	Sector 2	Sector 3	T. Spd	Elapsed	Lap D	Time	Sector 1	Sector 2	Sector 3	T. Spd	Elapsed
1	3:12.021	1:18.041	56.757	57.223	108.9	3:12.021	1	3:12.021	1:18.041	56.757	57.223	108.9	3:12.021
2	2:46.838	53.627	55.073	58.138	113.6	5:58.859	2	2:46.838	53.627	55.073	58.138	113.6	5:58.859
3	3:24.732	58.031	1:15.422	1:11.279	118.4	9:23.591	3	3:24.732	58.031	1:15.422	1:11.279	118.4	9:23.591
4	2:40.488	51.360	54.359	54.769	138.9	12:04.079	4	2:40.488	51.360	54.359	54.769	138.9	12:04.079
5	2:45.959	50.120	56.699	59.140	140.2	14:50.038	5	2:45.959	50.120	56.699	59.140	140.2	14:50.038
6	3:42.765	1:04.778	1:24.534	1:13.453	119.0	18:32.803	6	3:42.765	1:04.778	1:24.534	1:13.453	119.0	18:32.803
7	2:40.688	50.339	55.753	54.596	139.8	21:13.491	7	2:40.688	50.339	55.753	54.596	139.8	21:13.491
8	2:39.374	49.999	54.611	54.764	146.1	23:52.865	8	2:39.374	49.999	54.611	54.764	146.1	23:52.865
9	2:37.568	49.421	53.569	54.578	154.5	26:30.433	9	2:37.568	49.421	53.569	54.578	154.5	26:30.433


87 Yann Gasparini CATERHAM 420 R
 B ST ELOI

Lap D	Time	Sector 1	Sector 2	Sector 3	T. Spd	Elapsed	Lap D	Time	Sector 1	Sector 2	Sector 3	T. Spd	Elapsed
1	3:33.696	1:27.605	1:04.277	1:01.814	105.5	3:33.696	1	3:33.696	1:27.605	1:04.277	1:01.814	105.5	3:33.696
2	2:58.298	54.511	57.529	1:06.258	117.9	6:31.994	2	2:58.298	54.511	57.529	1:06.258	117.9	6:31.994
3	3:09.097	59.533	1:01.153	1:08.411	104.4	9:41.091	3	3:09.097	59.533	1:01.153	1:08.411	104.4	9:41.091
4	2:48.228	53.581	57.444	57.203	136.7	12:29.319	4	2:48.228	53.581	57.444	57.203	136.7	12:29.319
5	2:51.438	51.319	58.620	1:01.499	151.8	15:20.757	5	2:51.438	51.319	58.620	1:01.499	151.8	15:20.757
6	3:32.097	1:00.542	1:15.168	1:16.387	98.9	18:52.854	6	3:32.097	1:00.542	1:15.168	1:16.387	98.9	18:52.854
7	2:48.348	55.020	56.693	56.635	146.3	21:41.202	7	2:48.348	55.020	56.693	56.635	146.3	21:41.202
8	2:43.695	51.302	56.545	55.848	149.1	24:24.897	8	2:43.695	51.302	56.545	55.848	149.1	24:24.897
9	2:43.476	51.137	56.266	56.073	151.0	27:08.373	9	2:43.476	51.137	56.266	56.073	151.0	27:08.373

77 Arnaud Mignatelli CATERHAM 420 R
 A CCF

Lap D	Time	Sector 1	Sector 2	Sector 3	T. Spd	Elapsed	Lap D	Time	Sector 1	Sector 2	Sector 3	T. Spd	Elapsed
1	3:21.399	1:23.243	1:01.217	56.939	88.5	3:21.399	1	3:21.399	1:23.243	1:01.217	56.939	88.5	3:21.399
2	2:50.844	52.489	54.490	1:03.865	122.8	6:12.243	2	2:50.844	52.489	54.490	1:03.865	122.8	6:12.243
3	3:19.629	1:04.758	1:03.284	1:11.587	105.8	9:31.872	3	3:19.629	1:04.758	1:03.284	1:11.587	105.8	9:31.872
4	2:48.316	51.829	54.953	1:01.534	125.0	12:20.188	4	2:48.316	51.829	54.953	1:01.534	125.0	12:20.188
5	2:56.087	53.478	59.426	1:03.183	120.4	15:16.275	5	2:56.087	53.478	59.426	1:03.183	120.4	15:16.275
6	3:32.955	1:00.760	1:15.749	1:16.446	107.7	18:49.230	6	3:32.955	1:00.760	1:15.749	1:16.446	107.7	18:49.230
7	2:43.601	51.083	56.553	55.965	132.5	21:32.831	7	2:43.601	51.083	56.553	55.965	132.5	21:32.831
8	2:41.396	50.415	55.265	55.716	135.3	24:14.227	8	2:41.396	50.415	55.265	55.716	135.3	24:14.227
9	2:35.801	48.894	53.711	53.196	170.0	26:50.028	9	2:35.801	48.894	53.711	53.196	170.0	26:50.028





Autodromo Nazionale Monza
Caterham Cup 420R
Race - 1
Lap Analysis



92

Olivier Loi

CATERHAM 420 R

B

ST ELOI

Lap	D	Time	Sector 1	Sector 2	Sector 3	T. Spd	Elapsed
1		3:15.110	1:20.574	58.429	56.107	103.8	3:15.110
2		2:47.883	52.328	55.127	1:00.428	116.7	6:02.993
3		3:22.203	57.451	1:13.637	1:11.115	111.8	9:25.196
4		2:40.920	51.417	55.198	54.305	130.5	12:06.116
5		2:44.991	49.805	56.719	58.467	155.6	14:51.107
6		3:42.151	1:04.171	1:24.472	1:13.508	117.5	18:33.258
7		2:38.768	49.612	54.631	54.525	147.7	21:12.026
8		2:39.788	49.915	55.098	54.775	160.4	23:51.814
9		2:38.522	48.465	55.142	54.915	170.8	26:30.336

98

Olivier Guerin

CATERHAM 420 R

A

CCF

Lap	D	Time	Sector 1	Sector 2	Sector 3	T. Spd	Elapsed
1		3:16.880	1:21.157	58.410	57.313	87.8	3:16.880
2		2:50.151	52.580	55.180	1:02.391	111.1	6:07.031
3		3:22.872	1:02.948	1:07.515	1:12.409	114.8	9:29.903
4		2:39.361	48.677	54.352	56.332	174.1	12:09.264
5		2:44.593	47.736	58.084	58.773	159.2	14:53.857
6		3:40.796	1:03.089	1:24.437	1:13.270	128.5	18:34.653
7		2:34.745	47.145	52.852	54.748	171.4	21:09.398
8		2:37.183	48.253	54.030	54.900	174.1	23:46.581
9		2:35.405	47.193	53.828	54.384	177.9	26:21.986

211

Arnaud Trotin

CATERHAM 420 R


A

ROSSELSP

Lap	D	Time	Sector 1	Sector 2	Sector 3	T. Spd	Elapsed
1		3:00.467	1:12.104	53.668	54.695	140.4	3:00.467
2		2:37.081	47.728	52.630	56.723	169.5	5:37.548
3		3:37.233	1:02.916	1:19.133	1:15.184	119.7	9:14.781
4		2:42.564	49.286	53.798	59.480	172.8	11:57.345
5		2:43.662	51.340	55.128	57.194	150.0	14:41.007
6		3:48.006	1:08.294	1:24.939	1:14.773	119.7	18:29.013
7		2:38.852	50.243	53.786	54.823	156.7	21:07.865
8		2:38.397	48.869	54.965	54.563	145.3	23:46.262
9		2:36.634	48.451	53.495	54.688	167.4	26:22.896



Depance



Autodromo Nazionale Monza

Caterham Cup 420R

Race - 1

Analysis by Lap



Num	Lap Time	Gap	Num	Lap Time	Gap
60	2:33.317	14.697	69	2:44.757	59.023
75	2:36.288	17.575	27	2:46.364	1:03.057
19	2:35.557	18.608	38	2:45.155	1:04.518
3	2:36.864	19.373	87	2:43.695	1:07.873
211	2:38.852	19.388	63	2:43.249	1:10.972
98	2:34.745	20.921	72	2:46.781	1:13.673
70	2:37.214	22.438	21	2:46.700	1:19.297
92	2:38.768	23.549	81	2:49.668	1:22.519
86	2:40.688	25.014	26	2:49.882	1:27.468
7	2:39.892	27.322	50	2:54.007	1:29.847
55	2:39.954	28.924			
41	2:44.327	30.427			
2	2:38.004	31.890			
33	2:43.985	41.433			
69	2:46.271	42.813			
77	2:43.601	44.354			
27	2:47.155	45.240			
38	2:45.892	47.910			
87	2:48.348	52.725			
72	2:49.751	55.439			
63	2:49.860	56.270			
21	2:52.645	1:01.144			
81	2:54.742	1:01.398			
50	2:54.914	1:04.387			
26	2:54.853	1:06.133			
5	3:15.989	1:19.643			
13	3:20.956	1 Lap			

Num	Lap Time	Gap
Lap 8		
1	2:28.547	
35	2:29.259	02.757
59	2:30.686	04.557
30	2:30.484	07.493
18	2:31.446	09.415
9	2:30.972	10.148
29	2:30.605	10.345
23	2:33.489	13.625
16	2:34.562	15.668
80	2:34.321	17.020
60	2:31.137	17.287
40	2:34.650	19.106
66	2:34.647	20.683
44	2:36.918	22.334
75	2:35.340	24.368
3	2:34.549	25.375
211	2:38.397	29.238
98	2:37.183	29.557
70	2:36.287	30.178
19	2:42.997	33.058
92	2:39.788	34.790
86	2:39.374	35.841
7	2:37.742	36.517
55	2:36.440	36.817
2	2:37.055	40.398
41	2:42.430	44.310
77	2:41.396	57.203
33	2:45.108	57.994

Num	Lap Time	Gap
Lap 9		
1	2:28.384	
35	2:31.413	05.786
59	2:30.084	06.257
30	2:29.491	08.600
18	2:31.268	12.299
9	2:30.854	12.618
29	2:31.004	12.965
23	2:33.007	18.248
13	3:35.118	2 Laps
16	2:34.733	22.017
80	2:34.099	22.735
60	2:33.869	22.772
66	2:32.525	24.824
40	2:35.113	25.835
44	2:35.201	29.151
75	2:35.305	31.289
3	2:34.788	31.779
98	2:35.405	36.578
211	2:36.634	37.488
70	2:35.755	37.549
19	2:35.557	40.231
92	2:38.522	44.928
86	2:37.568	45.025
7	2:37.001	45.134
55	2:39.242	47.675
2	2:37.033	49.047
41	2:41.195	57.121
77	2:35.801	1:04.620
33	2:40.217	1:09.827
69	2:42.454	1:13.093
27	2:44.603	1:19.276
38	2:46.591	1:22.725
87	2:43.476	1:22.965
63	2:41.880	1:24.468
72	2:48.315	1:33.604
21	2:45.897	1:36.810
81	2:46.535	1:40.670
26	2:47.423	1:46.507
50	2:52.510	1:53.973





Autodromo Nazionale Monza

Caterham Cup 420R

Race - 1

Best Sectors Results



Sector - 1				Sector - 2				Sector - 3				Ideal Lap vs Best Lap				
Clas	Nº	Driver	Time	Nº	Driver	Time	Nº	Driver	Time	Clas	Nº	Driver	Ideal Lap	Best Lap	Clas	
1	1	Mathys Jaubert	45.093	35	Bastien Gassin	50.560	29	Eric Moussier	51.206	1	1	Mathys Jaubert	2:28.036	2:28.384	1	
2	59	Tristan Clay	45.512	29	Eric Moussier	50.745	1	Mathys Jaubert	51.798	2	29	Eric Moussier	2:28.052	2:30.605	5	
3	23	Pascal Wehrlen	45.790	1	Mathys Jaubert	51.145	9	Henri Bizet	51.920	3	35	Bastien Gassin	2:28.616	2:29.259	2	
4	9	Henri Bizet	45.934	60	Francis Chatelain	51.612	18	Jean-Michel Dallois	52.035	4	18	Jean-Michel Dallois	2:29.692	2:31.268	8	
5	35	Bastien Gassin	45.978	18	Jean-Michel Dallois	51.669	35	Bastien Gassin	52.078	5	9	Henri Bizet	2:29.810	2:30.854	6	
6	18	Jean-Michel Dallois	45.988	9	Henri Bizet	51.956	59	Tristan Clay	52.370	6	59	Tristan Clay	2:29.989	2:30.084	4	
7	29	Eric Moussier	46.101	20	Franck Chahinian	52.039	60	Francis Chatelain	52.470	7	23	Pascal Wehrlen	2:30.647	2:32.800	10	
8	66	Pierre Andre Nicolas	46.517	59	Tristan Clay	52.107	23	Pascal Wehrlen	52.709	8	60	Francis Chatelain	2:31.137	2:31.137	7	
9	40	Franck Labescat	46.522	23	Pascal Wehrlen	52.148	20	Franck Chahinian	52.742	9	20	Franck Chahinian	2:31.790	2:34.501	13	
10	44	Alain Girardot	46.572	46	Olivier Forzano	52.264	24	Bruno Noregral	52.743	10	66	Pierre Andre Nicolas	2:32.133	2:32.525	9	
11	80	Sebastien Montagne	46.631	66	Pierre Andre Nicolas	52.361	80	Sebastien Montagne	52.763	11	46	Olivier Forzano	2:32.333	2:33.845	11	
12	20	Franck Chahinian	47.009	3	Pierre-Emmanuel Dallois	52.494	46	Olivier Forzano	52.971	12	16	Harold Huot	2:33.131	2:34.562	15	
13	60	Francis Chatelain	47.055	24	Bruno Noregral	52.501	77	Arnaud Mignatelli	53.196	13	80	Sebastien Montagne	2:33.253	2:34.099	12	
14	46	Olivier Forzano	47.098	16	Harold Huot	52.565	66	Pierre Andre Nicolas	53.255	14	44	Alain Girardot	2:33.318	2:35.201	18	
15	16	Harold Huot	47.098	211	Arnaud Trotin	52.630	70	Thomas Bouterin	53.362	15	3	Pierre-Emmanuel Dallois	2:33.741	2:34.549	14	
16	98	Olivier Guerin	47.145	19	Jeremy Azar	52.833	44	Alain Girardot	53.458	16	40	Franck Labescat	2:33.862	2:34.650	16	
17	75	Alexandre Pinto	47.406	52	David Leguem	52.844	16	Harold Huot	53.468	17	98	Olivier Guerin	2:34.381	2:34.745	17	
18	3	Pierre-Emmanuel Dallois	47.568	98	Olivier Guerin	52.852	19	Jeremy Azar	53.586	18	19	Jeremy Azar	2:34.508	2:35.557	20	
19	21	Arnaud Trotin	47.728	7	Henri Charpentier	53.153	3	Pierre-Emmanuel Dallois	53.679	19	75	Alexandre Pinto	2:34.729	2:35.305	19	
20	19	Jeremy Azar	48.089	44	Alain Girardot	53.288	55	Bertrand Semaille	53.820	20	211	Arnaud Trotin	2:34.921	2:36.634	24	
21	70	Thomas Bouterin	48.113	40	Franck Labescat	53.389	7	Henri Charpentier	53.857	21	70	Thomas Bouterin	2:35.044	2:35.755	21	
22	92	Olivier Loi	48.465	75	Alexandre Pinto	53.394	75	Alexandre Pinto	53.929	22	77	Arnaud Mignatelli	2:35.801	2:35.801	22	
23	2	Hervé Cordel	48.696	2	Hervé Cordel	53.509	40	Franck Labescat	53.951	23	2	Hervé Cordel	2:36.242	2:37.033	26	
24	55	Bertrand Semaille	48.753	70	Thomas Bouterin	53.569	2	Hervé Cordel	54.037	24	7	Henri Charpentier	2:36.315	2:37.001	25	
25	77	Arnaud Mignatelli	48.894	86	Ugo Leboucher	53.569	92	Olivier Loi	54.305	25	55	Bertrand Semaille	2:36.395	2:36.440	23	
26	7	Henri Charpentier	49.305	77	Arnaud Mignatelli	53.711	98	Olivier Guerin	54.384	26	92	Olivier Loi	2:37.401	2:38.522	28	
27	86	Ugo Leboucher	49.421	55	Bertrand Semaille	53.822	211	Arnaud Trotin	54.563	27	86	Ugo Leboucher	2:37.568	2:37.568	27	
28	63	Frédéric Allaire	49.552	80	Sebastien Montagne	53.859	86	Ugo Leboucher	54.578	28	52	David Leguem	2:37.780	2:39.017	29	
29	52	David Leguem	49.967	69	Philippe Quetaud	54.187	33	François Clement Delaisse	54.920	29	33	François Clement Delaisse	2:39.989	2:40.217	30	
30	41	Pascal Meignan	50.323	92	Olivier Loi	54.631	52	David Leguem	54.969	30	41	Pascal Meignan	2:41.142	2:41.195	31	
31	33	François Clement Delaisse	50.384	33	François Clement Delaisse	54.685	69	Philippe Quetaud	55.454	31	63	Frédéric Allaire	2:41.539	2:41.880	32	
32	38	Claude Boueix	50.959	41	Pascal Meignan	55.037	41	Pascal Meignan	55.782	32	69	Philippe Quetaud	2:41.733	2:42.454	33	
33	87	Yann Gasparini	51.137	71	Laurent Bouterin	55.526	87	Yann Gasparini	55.848	33	71	Laurent Bouterin	2:42.978	3:09.237	45	
34	71	Laurent Bouterin	51.185	63	Frédéric Allaire	55.784	63	Frédéric Allaire	56.203	34	87	Yann Gasparini	2:43.251	2:43.476	34	
35	5	Pierre-Jean Reypin	51.515	27	Harald Mag	55.790	71	Laurent Bouterin	56.267	35	27	Harald Mag	2:44.472	2:44.603	35	
36	26	Gilles Charpentier	51.898	72	Nicolas Cottancin	55.926	27	Harald Mag	56.736	36	38	Claude Boueix	2:44.570	2:45.155	36	
37	27	Harald Mag	51.946	38	Claude Boueix	55.975	72	Nicolas Cottancin	57.148	37	72	Nicolas Cottancin	2:45.049	2:46.781	39	
38	72	Nicolas Cottancin	51.975	81	François-Xavier Fleury	56.042	26	Gilles Charpentier	57.582	38	5	Pierre-Jean Reypin	2:45.436	2:47.065	40	
39	21	Sylvio Bossi	51.979	21	Sylvio Bossi	56.045	38	Claude Boueix	57.636	39	21	Sylvio Bossi	2:45.897	2:45.897	37	
40	69	Philippe Quetaud	52.092	5	Pierre-Jean Reypin	56.254	5	Pierre-Jean Reypin	57.667	40	81	François-Xavier Fleury	2:46.535	2:46.535	38	
41	81	François-Xavier Fleury	52.590	87	Yann Gasparini	56.266	21	Sylvio Bossi	57.873	41	26	Gilles Charpentier	2:47.423	2:47.423	41	
42	50	Michel Morey	53.698	32	Jean-Pierre Mignatelli	57.786	81	François-Xavier Fleury	57.903	42	50	Michel Morey	2:51.218	2:52.510	42	
43	32	Jean-Pierre Mignatelli	54.905	26	Gilles Charpentier	57.943	50	Michel Morey	58.795	43	24	Bruno Noregral	2:53.460	2:53.460	43	
44	13	Eric Pinson	1:00.612	50	Michel Morey	58.725	32	Jean-Pierre Mignatelli	1:00.814	44	32	Jean-Pierre Mignatelli	2:53.505	3:00.051	44	
45	24	Bruno Noregral	1:08.216	13	Eric Pinson	1:07.267	13	Eric Pinson	1:10.699	45	13	Eric Pinson	3:18.578	3:20.087	46	
46	30	Gary Gachnang	Transpo	30	Gary Gachnang	Transpo	30	Gary Gachnang	3:09.772	46	30	Gary Gachnang	Transpo	2:29.491	3	







Autodromo Nazionale Monza

Caterham Cup 420R

Race - 1

Leader Sequence



N°	Driver	Nat	Team	Nat	Vehicle	Cat	Clas	Start Lap	End Lap	Laps	Total Laps
1	Mathys Jaubert		PALM		CATERHAM 420 R	A		1	9	9	9



Autodromo Nazionale Monza

Caterham Cup 420R

Race - 1

Best 5 Lap Times



Cls	N°	Driver	Nat	Team	Nat	Vehicle	Cat	Cls	Best 1		Best 2		Best 3		Best 4		Best 5	
									Time	Lap	Time	Lap	Time	Lap	Time	Lap	Time	Lap
1	1	Mathys Jaubert	FRA	PALM	FRA	CATERHAM 420	A	1	2:28.384	9	2:28.547	8	2:29.015	4	2:29.396	2	2:29.723	7
2	35	Bastien Gassin	FRA	ST ELOI	FRA	CATERHAM 420	A	2	2:29.259	8	2:29.924	7	2:31.413	9	2:33.572	4	2:34.341	5
3	30	Gary Gachnang	FRA	PALM	FRA	CATERHAM 420	A	3	2:29.491	9	2:30.484	8	2:32.088	2	2:32.705	7	2:32.721	4
4	59	Tristan Clay	FRA	CCF	FRA	CATERHAM 420	A	4	2:30.084	9	2:30.686	8	2:31.678	7	2:33.699	4	2:34.298	5
5	29	Eric Moussier	FRA	CCF	FRA	CATERHAM 420	A	5	2:30.605	8	2:31.004	9	2:34.891	2	2:35.441	5	2:35.677	4
6	9	Henri Bizet	FRA	PALM	FRA	CATERHAM 420	A	6	2:30.854	9	2:30.972	8	2:33.264	7	2:33.439	4	2:37.008	2
7	60	Francis Chatelain	FRA	PALM	FRA	CATERHAM 420	B	1	2:31.137	8	2:33.317	7	2:33.869	9	2:39.569	5	2:41.274	4
8	18	Jean-Michel Dallois	FRA	IND	FRA	CATERHAM 420	A	7	2:31.268	9	2:31.446	8	2:33.686	5	2:34.609	7	2:34.994	4
9	66	Pierre Andre Nicolas	FRA	PALM	FRA	CATERHAM 420	A	8	2:32.525	9	2:34.002	7	2:34.647	8	2:36.733	4	2:41.288	2
10	23	Pascal Wehrten	FRA	PALM	FRA	CATERHAM 420	B	2	2:32.800	4	2:33.007	9	2:33.489	8	2:35.819	7	2:37.111	5
11	46	Olivier Forzano	FRA	PALM	FRA	CATERHAM 420	A	9	2:33.845	4	2:34.832	2	2:55.406	1	3:41.179	3		
12	80	Sebastien Montagne	FRA	ST ELOI	FRA	CATERHAM 420	A	10	2:34.099	9	2:34.321	8	2:34.813	7	2:36.373	4	2:38.363	2
13	20	Franck Chahinian	FRA	CCF	FRA	CATERHAM 420	A	11	2:34.501	4	2:38.540	2	2:53.879	1	3:39.678	3		
14	3	Pierre-Emmanuel Dallois	FRA	IND	FRA	CATERHAM 420	A	12	2:34.549	8	2:34.788	9	2:36.864	7	2:37.802	4	2:43.231	5
15	16	Harold Huot	FRA	ROSSELSP	FRA	CATERHAM 420	A	13	2:34.562	8	2:34.733	9	2:35.747	7	2:36.634	4	2:38.640	2
16	40	Franck Labescat	FRA	CCF	FRA	CATERHAM 420	A	14	2:34.650	8	2:35.113	9	2:36.971	7	2:38.143	4	2:39.364	2
17	98	Olivier Guerin	FRA	CCF	FRA	CATERHAM 420	A	15	2:34.745	7	2:35.405	9	2:37.183	8	2:39.361	4	2:44.593	5
18	44	Alain Girardot	FRA	CCF	FRA	CATERHAM 420	B	3	2:35.201	9	2:35.481	7	2:36.918	8	2:38.760	4	2:40.710	2
19	75	Alexandre Pinto	FRA	ST ELOI	FRA	CATERHAM 420	A	16	2:35.305	9	2:35.340	8	2:36.288	7	2:37.714	4	2:41.834	2
20	19	Jeremy Azar	FRA	ROSSELSP	FRA	CATERHAM 420	A	17	2:35.557	7	2:35.557	9	2:36.746	4	2:42.997	8	2:44.881	2
21	70	Thomas Bouterin	FRA	IND	FRA	CATERHAM 420	A	18	2:35.755	9	2:36.287	8	2:37.214	7	2:38.436	4	2:43.403	5
22	77	Arnaud Mignatelli	FRA	CCF	FRA	CATERHAM 420	A	19	2:35.801	9	2:41.396	8	2:43.601	7	2:48.316	4	2:50.844	2
23	55	Bertrand Semaille	FRA	PALM	FRA	CATERHAM 420	A	20	2:36.440	8	2:39.242	9	2:39.954	7	2:41.578	4	2:48.845	5
24	211	Arnaud Trotin	FRA	ROSSELSP	FRA	CATERHAM 420	A	21	2:36.634	9	2:37.081	2	2:38.397	8	2:38.852	7	2:42.564	4
25	7	Henri Charpentier	FRA	CCF	FRA	CATERHAM 420	A	22	2:37.001	9	2:37.742	8	2:39.892	7	2:40.607	4	2:47.382	5
26	2	Hervé Cordel	FRA	CCF	FRA	CATERHAM 420	B	4	2:37.033	9	2:37.055	8	2:38.004	7	2:43.604	4	2:46.854	5
27	86	Ugo Leboucher	FRA	ST ELOI	FRA	CATERHAM 420	A	23	2:37.568	9	2:39.374	8	2:40.488	4	2:40.688	7	2:45.959	5
28	92	Olivier Loi	FRA	ST ELOI	FRA	CATERHAM 420	B	5	2:38.522	9	2:38.768	7	2:39.788	8	2:40.920	4	2:44.991	5
29	52	David Leguem	FRA	ST ELOI	FRA	CATERHAM 420	A	24	2:39.017	4	2:43.732	5	2:49.772	2	3:12.607	3	3:31.622	1
30	33	François Clement Delaisse	FRA	CCF	FRA	CATERHAM 420	A	25	2:40.217	9	2:43.985	7	2:44.557	4	2:45.108	8	2:52.249	5
31	41	Pascal Meignan	FRA	ST ELOI	FRA	CATERHAM 420	B	6	2:41.195	9	2:42.430	8	2:44.327	7	2:44.407	4	2:46.764	5
32	63	Frédéric Allaire	FRA	ST ELOI	FRA	CATERHAM 420	A	26	2:41.880	9	2:43.249	8	2:48.774	4	2:49.860	7	2:54.545	5
33	69	Philippe Quetaud	FRA	CCF	FRA	CATERHAM 420	A	27	2:42.454	9	2:44.757	8	2:45.560	4	2:46.271	7	2:51.328	2
34	87	Yann Gasparini	FRA	ST ELOI	FRA	CATERHAM 420	B	7	2:43.476	9	2:43.695	8	2:48.228	4	2:48.348	7	2:51.438	5
35	27	Harald Mag	FRA	CCF	FRA	CATERHAM 420	A	28	2:44.603	9	2:46.313	4	2:46.364	8	2:47.155	7	2:50.779	2
36	38	Claude Boueix	FRA	DOG RACING	FRA	CATERHAM 420	B	8	2:45.155	8	2:45.892	7	2:46.591	9	2:47.392	4	2:53.672	5
37	21	Sylvio Bossi	FRA	CCF	FRA	CATERHAM 420	B	9	2:45.897	9	2:46.700	8	2:52.002	4	2:52.645	7	2:57.035	5
38	81	François-Xavier Fleury	FRA	ST ELOI	FRA	CATERHAM 420	A	29	2:46.535	9	2:49.668	8	2:54.508	4	2:54.742	7	2:57.855	5
39	72	Nicolas Cottancin	FRA	CCF	FRA	CATERHAM 420	A	30	2:46.781	8	2:48.315	9	2:49.472	4	2:49.751	7	2:53.831	5
40	5	Pierre-Jean Rey pin	FRA	ROSSELSP	FRA	CATERHAM 420	A	31	2:47.065	4	2:54.721	5	2:59.417	2	3:09.752	3	3:15.989	7
41	26	Gilles Charpentier	FRA	CCF	FRA	CATERHAM 420	B	10	2:47.423	9	2:49.882	8	2:51.704	4	2:54.853	7	2:59.986	5
42	50	Michel Morey	FRA	CCF	FRA	CATERHAM 420	B	11	2:52.510	9	2:54.007	8	2:54.914	7	2:58.258	4	3:00.764	2
43	24	Bruno Noregral	FRA	PALM	FRA	CATERHAM 420	A	32	2:53.460	1								
44	32	Jean-Pierre Mignatelli	FRA	CCF	FRA	CATERHAM 420	B	12	3:00.051	2	3:05.408	4	3:08.956	3	3:29.436	1		
45	71	Laurent Bouterin	FRA	IND	FRA	CATERHAM 420	A	33	3:09.237	1								
46	13	Eric Pinson	FRA	ST ELOI	FRA	CATERHAM 420	A	34	3:20.087	2	3:20.956	6	3:34.742	3	3:35.118	7	3:39.935	4





Autodromo Nazionale Monza
Caterham Cup 420R
Race - 1
Best 5 Top Speeds



Cls	N°	Driver	Nat	Team	Nat	Vehicle	Cat	Cls	Top 1		Top 2		Top 3		Top 4		Top 5		Avg
									Km/h	Lap	Km/h	Lap	Km/h	Lap	Km/h	Lap	Km/h	Lap	
1	1	Mathys Jaubert	FRA	PALM	FRA	CATERHAM 420	A	1	188.8	8	188.4	9	186.2	5	185.5	2	181.5	7	186.1
2	24	Bruno Noregral	FRA	PALM	FRA	CATERHAM 420	A	2	184.9	2	160.2	1							172.5
3	20	Franck Chahinian	FRA	CCF	FRA	CATERHAM 420	A	3	183.0	5	180.6	2	164.8	1	164.1	4	122.4	3	163.0
4	60	Francis Chatelain	FRA	PALM	FRA	CATERHAM 420	B	1	180.3	9	162.4	5	162.1	7	161.9	8	154.7	4	164.3
5	23	Pascal Wehrlen	FRA	PALM	FRA	CATERHAM 420	B	2	178.2	9	170.8	2	162.4	1	160.9	5	158.5	8	166.2
6	35	Bastien Gassin	FRA	ST ELOI	FRA	CATERHAM 420	A	4	178.2	7	174.7	8	162.4	5	160.2	9	155.8	4	166.2
7	98	Olivier Guerin	FRA	CCF	FRA	CATERHAM 420	A	5	177.9	9	174.1	4	174.1	8	171.4	7	159.2	5	171.4
8	59	Tristan Clay	FRA	CCF	FRA	CATERHAM 420	A	6	177.0	9	174.1	7	162.8	8	162.4	5	154.9	2	166.2
9	70	Thomas Bouterin	FRA	IND	FRA	CATERHAM 420	A	7	176.7	8	175.0	9	157.6	5	149.1	7	140.9	4	159.9
10	55	Bertrand Semaille	FRA	PALM	FRA	CATERHAM 420	A	8	175.0	8	143.6	9	138.4	7	130.4	5	127.9	4	143.1
11	18	Jean-Michel Dallois	FRA	IND	FRA	CATERHAM 420	A	9	173.3	5	172.2	9	164.1	8	158.8	7	152.1	2	164.1
12	211	Arnaud Trotin	FRA	ROSSELSP	FRA	CATERHAM 420	A	10	172.8	4	169.5	2	167.4	9	156.7	7	150.0	5	163.3
13	29	Eric Moussier	FRA	CCF	FRA	CATERHAM 420	A	11	172.5	7	170.6	2	170.6	8	167.9	1	161.1	4	168.5
14	40	Franck Labescat	FRA	CCF	FRA	CATERHAM 420	A	12	172.2	9	169.2	8	166.9	7	163.6	5	162.4	4	166.8
15	46	Olivier Forzano	FRA	PALM	FRA	CATERHAM 420	A	13	172.2	5	166.1	2	163.8	4	153.8	1	127.5	3	156.7
16	16	Harold Huot	FRA	ROSSELSP	FRA	CATERHAM 420	A	14	171.7	9	164.1	8	160.7	5	157.4	7	147.7	4	160.3
17	66	Pierre Andre Nicolas	FRA	PALM	FRA	CATERHAM 420	A	15	171.7	9	162.1	7	156.7	8	149.1	5	146.7	4	157.3
18	19	Jeremy Azar	FRA	ROSSELSP	FRA	CATERHAM 420	A	16	171.4	1	168.4	8	161.9	9	160.9	4	156.0	7	163.7
19	92	Olivier Loi	FRA	ST ELOI	FRA	CATERHAM 420	B	3	170.8	9	160.4	8	155.6	5	147.7	7	130.5	4	153.0
20	77	Arnaud Mignatelli	FRA	CCF	FRA	CATERHAM 420	A	17	170.0	9	135.3	8	132.5	7	125.0	4	122.8	2	137.1
21	80	Sebastien Montagne	FRA	ST ELOI	FRA	CATERHAM 420	A	18	168.4	8	167.9	5	166.1	9	159.5	7	152.7	2	162.9
22	9	Henri Bizet	FRA	PALM	FRA	CATERHAM 420	A	19	168.2	8	166.1	5	163.8	9	149.1	2	143.2	7	158.1
23	72	Nicolas Cottancin	FRA	CCF	FRA	CATERHAM 420	A	20	164.6	9	158.8	8	149.5	7	140.6	4	140.6	5	150.8
24	7	Henri Charpentier	FRA	CCF	FRA	CATERHAM 420	A	21	163.3	8	139.5	9	136.7	5	135.6	7	119.0	4	138.8
25	44	Alain Girardot	FRA	CCF	FRA	CATERHAM 420	B	4	162.8	8	161.9	7	154.5	9	153.1	4	151.6	5	156.8
26	5	Pierre-Jean Rey-pin	FRA	ROSSELSP	FRA	CATERHAM 420	A	22	161.1	7	147.3	4	147.1	5	111.6	2	109.6	3	135.4
27	2	Hervé Cordel	FRA	CCF	FRA	CATERHAM 420	B	5	158.8	8	154.9	9	152.9	7	134.4	5	126.0	2	145.4
28	38	Claude Boueix	FRA	DOG RACING	FRA	CATERHAM 420	B	6	156.7	5	139.7	9	138.2	7	136.0	8	129.9	4	140.1
29	75	Alexandre Pinto	FRA	ST ELOI	FRA	CATERHAM 420	A	23	155.8	8	148.9	9	148.1	5	147.9	7	139.5	4	148.0
30	86	Ugo Leboucher	FRA	ST ELOI	FRA	CATERHAM 420	A	24	154.5	9	146.1	8	140.2	5	139.8	7	138.9	4	143.9
31	41	Pascal Meignan	FRA	ST ELOI	FRA	CATERHAM 420	B	7	153.4	9	151.8	8	150.2	5	139.7	7	128.7	6	144.7
32	33	François Clement Delaïsse	FRA	CCF	FRA	CATERHAM 420	A	25	152.1	5	143.4	7	139.3	9	129.8	8	126.3	4	138.2
33	63	Frédéric Allaire	FRA	ST ELOI	FRA	CATERHAM 420	A	26	151.8	9	137.7	4	136.5	7	135.8	8	122.7	3	136.9
34	87	Yann Gasparini	FRA	ST ELOI	FRA	CATERHAM 420	B	8	151.8	5	151.0	9	149.1	8	146.3	7	136.7	4	147.0
35	21	Sylvio Bossi	FRA	CCF	FRA	CATERHAM 420	B	9	148.9	8	139.1	9	130.9	7	128.2	2	124.8	4	134.4
36	26	Gilles Charpentier	FRA	CCF	FRA	CATERHAM 420	B	10	147.5	9	144.3	8	131.7	7	121.0	4	118.0	6	132.5
37	3	Pierre-Emmanuel Dallois	FRA	IND	FRA	CATERHAM 420	A	27	146.7	9	142.6	8	139.3	7	131.8	4	131.3	5	138.4
38	81	François-Xavier Fleury	FRA	ST ELOI	FRA	CATERHAM 420	A	28	142.1	9	139.3	8	127.6	7	125.5	5	121.4	4	131.2
39	32	Jean-Pierre Mignatelli	FRA	CCF	FRA	CATERHAM 420	B	11	141.7	4	113.2	2	106.5	3	95.0	1			114.1
40	71	Laurent Bouterin	FRA	IND	FRA	CATERHAM 420	A	29	141.7	2	118.8	1							130.2
41	69	Philippe Quetaud	FRA	CCF	FRA	CATERHAM 420	A	30	135.5	5	135.5	9	129.9	4	122.5	8	121.8	7	129.0
42	52	David Leguem	FRA	ST ELOI	FRA	CATERHAM 420	A	31	133.1	1	132.3	6	130.7	4	129.8	5	120.5	2	129.3
43	13	Eric Pinson	FRA	ST ELOI	FRA	CATERHAM 420	A	32	132.8	7	122.0	3	120.1	4	118.2	2	117.7	6	122.2
44	50	Michel Morey	FRA	CCF	FRA	CATERHAM 420	B	12	131.7	8	126.7	4	126.1	9	121.0	7	113.0	6	123.7
45	27	Harald Mag	FRA	CCF	FRA	CATERHAM 420	A	33	131.5	9	128.4	7	122.5	4	120.9	8	119.6	5	124.6











Autodromo Nazionale Monza

Caterham Cup 420R

Race - 1

Fastest Laps Sequence



Lap	Time of Day	Session Time	N°	Driver	Nat	Team	Nat	Vehicle	Cat	Time	Km/h
2	12:55:04.187	5:20.187	1	Mathys Jaubert	 FRA	PALM	 FRA	CATERHAM 420	A	2:29.396	139.5
4	13:01:22.593	11:38.593	1	Mathys Jaubert	 FRA	PALM	 FRA	CATERHAM 420	A	2:29.015	139.9
8	13:13:01.389	23:17.389	1	Mathys Jaubert	 FRA	PALM	 FRA	CATERHAM 420	A	2:28.547	140.3
9	13:15:29.773	25:45.773	1	Mathys Jaubert	 FRA	PALM	 FRA	CATERHAM 420	A	2:28.384	140.5



Autodromo Nazionale Monza

Caterham Cup 420R

Race - 1

Event Best Maximum Speed



N°	Driver	Nat	Team	Nat	Vehicle	Cat	Clas	Km/h	Session
211	Arnaud Trotin	FRA	ROSSELSP	FRA	CATERHAM 420	A	1	217.3	Free Practice - 1
29	Eric Moussier	FRA	CCF	FRA	CATERHAM 420	A	2	216.8	Free Practice - 1
20	Franck Chahinian	FRA	CCF	FRA	CATERHAM 420	A	3	216.8	Free Practice - 2
24	Bruno Noregral	FRA	PALM	FRA	CATERHAM 420	A	4	216.4	Free Practice - 1
27	Harald Mag	FRA	CCF	FRA	CATERHAM 420	A	5	216.4	Free Practice - 1
3	Pierre-Emmanuel Dallois	FRA	IND	FRA	CATERHAM 420	A	6	216.4	Free Practice - 1
51	Vincent Beltoise	FRA	CCF	FRA	CATERHAM 420	A	7	216.4	Free Practice - 2
30	Gary Gachnang	FRA	PALM	FRA	CATERHAM 420	A	8	216.4	Free Practice - 2
23	Pascal Wehrlen	FRA	PALM	FRA	CATERHAM 420	B	1	216.4	Free Practice - 2
77	Arnaud Mignatelli	FRA	CCF	FRA	CATERHAM 420	A	9	216.4	Free Practice - 2
1	Mathys Jaubert	FRA	PALM	FRA	CATERHAM 420	A	10	216.0	Free Practice - 1
46	Olivier Forzano	FRA	PALM	FRA	CATERHAM 420	A	11	216.0	Free Practice - 1
55	Bertrand Semaille	FRA	PALM	FRA	CATERHAM 420	A	12	216.0	Free Practice - 1
12	Arnaud Griffon	FRA	CCF	FRA	CATERHAM 420	A	13	216.0	Free Practice - 1
40	Franck Labescat	FRA	CCF	FRA	CATERHAM 420	A	14	216.0	Free Practice - 1
41	Pascal Meignan	FRA	ST ELOI	FRA	CATERHAM 420	B	2	216.0	Free Practice - 2
2	Hervé Cordel	FRA	CCF	FRA	CATERHAM 420	B	3	216.0	Free Practice - 2
5	Pierre-Jean Reypin	FRA	ROSSELSP	FRA	CATERHAM 420	A	15	215.5	Free Practice - 1
18	Jean-Michel Dallois	FRA	IND	FRA	CATERHAM 420	A	16	215.5	Free Practice - 2
38	Claude Boueix	FRA	DOG RACING	FRA	CATERHAM 420	B	4	215.5	Free Practice - 2
98	Olivier Guerin	FRA	CCF	FRA	CATERHAM 420	A	17	215.5	Free Practice - 2
9	Henri Bizet	FRA	PALM	FRA	CATERHAM 420	A	18	215.1	Free Practice - 1
60	Francis Chatelain	FRA	PALM	FRA	CATERHAM 420	B	5	215.1	Free Practice - 1
19	Jeremy Azar	FRA	ROSSELSP	FRA	CATERHAM 420	A	19	215.1	Free Practice - 1
92	Olivier Loi	FRA	ST ELOI	FRA	CATERHAM 420	B	6	215.1	Free Practice - 2
35	Bastien Gassin	FRA	ST ELOI	FRA	CATERHAM 420	A	20	215.1	Free Practice - 2
44	Alain Girardot	FRA	CCF	FRA	CATERHAM 420	B	7	215.1	Free Practice - 2
59	Tristan Clay	FRA	CCF	FRA	CATERHAM 420	A	21	214.7	Free Practice - 1
33	François Clement Delaisse	FRA	CCF	FRA	CATERHAM 420	A	22	214.7	Free Practice - 2
63	Frédéric Allaire	FRA	ST ELOI	FRA	CATERHAM 420	A	23	214.2	Free Practice - 1
7	Henri Charpentier	FRA	CCF	FRA	CATERHAM 420	A	24	214.2	Free Practice - 2
16	Harold Huot	FRA	ROSSELSP	FRA	CATERHAM 420	A	25	213.8	Free Practice - 2
21	Sylvio Bossi	FRA	CCF	FRA	CATERHAM 420	B	8	213.8	Free Practice - 2
71	Laurent Bouterin	FRA	IND	FRA	CATERHAM 420	A	26	213.8	Free Practice - 2
87	Yann Gasparini	FRA	ST ELOI	FRA	CATERHAM 420	B	9	213.4	Free Practice - 1
72	Nicolas Cottancin	FRA	CCF	FRA	CATERHAM 420	A	27	212.5	Free Practice - 1
80	Sebastien Montagne	FRA	ST ELOI	FRA	CATERHAM 420	A	28	212.5	Free Practice - 1
26	Gilles Charpentier	FRA	CCF	FRA	CATERHAM 420	B	10	212.5	Free Practice - 2
32	Jean-Pierre Mignatelli	FRA	CCF	FRA	CATERHAM 420	B	11	212.1	Free Practice - 1
86	Ugo Leboucher	FRA	ST ELOI	FRA	CATERHAM 420	A	29	212.1	Free Practice - 2
66	Pierre Andre Nicolas	FRA	PALM	FRA	CATERHAM 420	A	30	210.9	Free Practice - 1
81	François-Xavier Fleury	FRA	ST ELOI	FRA	CATERHAM 420	A	31	209.7	Free Practice - 1
13	Eric Pinson	FRA	ST ELOI	FRA	CATERHAM 420	A	32	209.7	Free Practice - 2
52	David Leguem	FRA	ST ELOI	FRA	CATERHAM 420	A	33	209.7	Free Practice - 2
50	Michel Morey	FRA	CCF	FRA	CATERHAM 420	B	12	207.6	Free Practice - 2
75	Alexandre Pinto	FRA	ST ELOI	FRA	CATERHAM 420	A	34	207.6	Free Practice - 2
70	Thomas Bouterin	FRA	IND	FRA	CATERHAM 420	A	35	207.2	Free Practice - 2
69	Philippe Quetaud	FRA	CCF	FRA	CATERHAM 420	A	36	205.3	Free Practice - 1





Autodromo Nazionale Monza

Caterham Cup 420R

Race - 1

Lap Chart



LAP

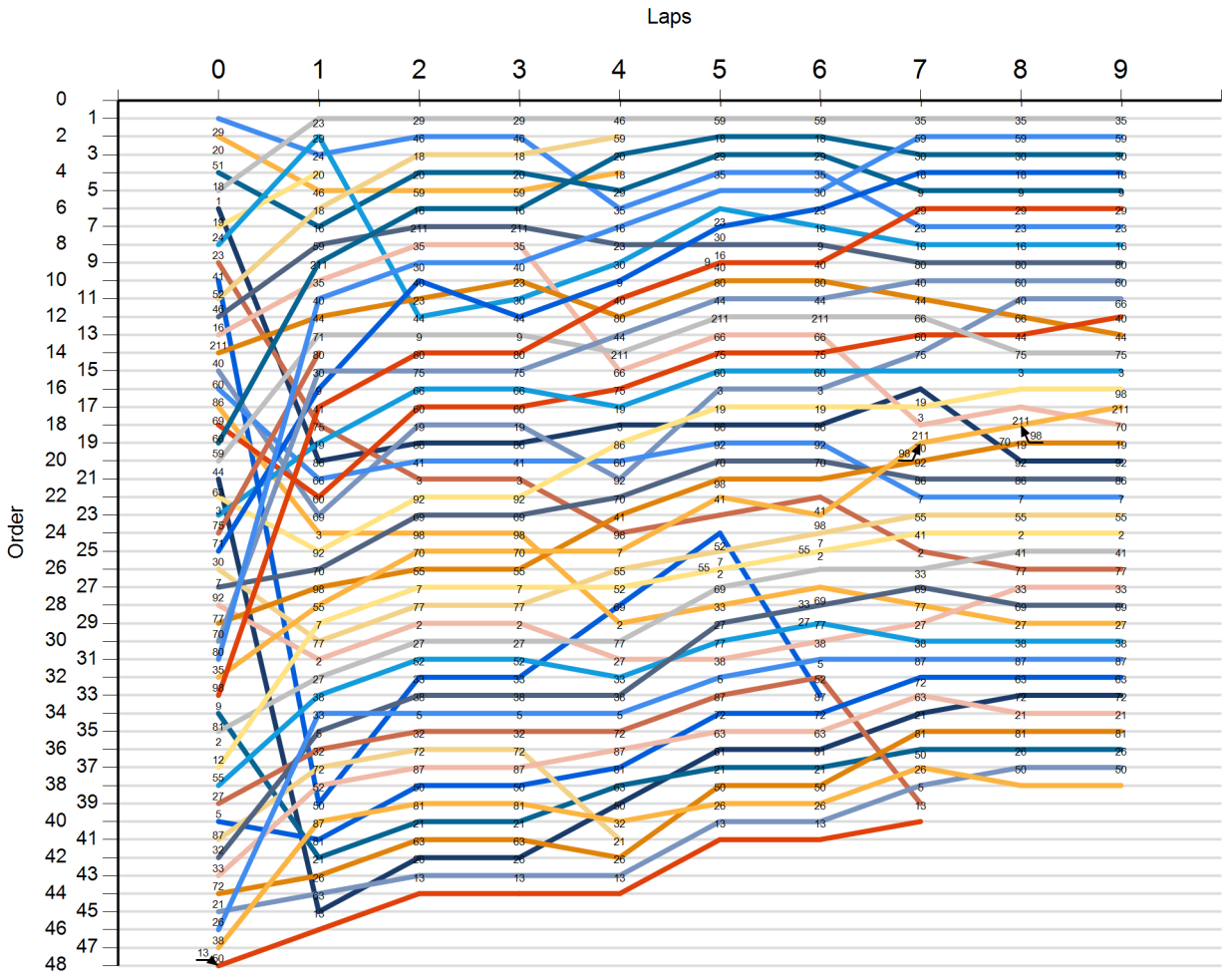
Nr	Pos	Grid	1	2	3	4	5	6	7	8	9
29	1	29	1	1	1	1	1	1	1	1	1
20	2	20	23	29	29	46	59	59	35	35	35
51	3	51	29	46	46	59	18	18	59	59	59
18	4	18	24	18	18	20	29	29	30	30	30
1	5	1	20	20	20	18	35	35	18	18	18
19	6	19	46	59	59	29	23	30	9	9	9
24	7	24	18	16	16	35	30	23	29	29	29
23	8	23	16	211	211	16	16	16	23	23	23
41	9	41	59	35	35	23	9	9	16	16	16
52	10	52	211	30	40	30	40	40	80	80	80
46	11	46	35	40	23	9	80	80	40	60	60
16	12	16	40	23	30	40	44	44	44	40	66
211	13	211	44	44	44	80	211	211	66	66	40
40	14	40	71	9	9	44	66	66	60	44	44
60	15	60	80	80	80	211	75	75	75	75	75
86	16	86	30	75	75	66	60	60	19	3	3
69	17	69	9	66	66	75	3	3	3	211	98
66	18	66	41	60	60	19	19	19	211	98	211
59	19	59	75	19	19	3	86	86	98	70	70
44	20	44	19	86	86	86	92	92	70	19	19
63	21	63	86	41	41	60	70	70	92	92	92
3	22	3	66	3	3	92	98	41	86	86	86
75	23	75	60	92	92	70	41	98	7	7	7
71	24	71	69	69	69	41	52	7	55	55	55
30	25	30	3	98	98	98	7	55	41	2	2
7	26	7	92	70	70	7	55	2	2	41	41
92	27	92	70	55	55	55	2	69	33	77	77
77	28	77	98	7	7	52	69	33	69	33	33
70	29	70	55	77	77	69	33	27	77	69	69
80	30	80	7	2	2	2	27	77	27	27	27
35	31	35	77	27	27	77	77	38	38	38	38
98	32	98	2	52	52	27	38	5	87	87	87
9	33	9	27	33	33	33	5	52	72	63	63
81	34	81	38	38	38	38	87	87	63	72	72
2	35	2	33	5	5	5	72	72	21	21	21
12	36	12	5	32	32	72	63	63	81	81	81
55	37	55	32	72	72	87	81	81	50	26	26
27	38	27	72	87	87	81	21	21	26	50	50
5	39	5	52	50	50	63	50	50	5		
87	40	87	50	81	81	50	26	26	13		
32	41	32	87	21	21	32	13	13			
33	42	33	81	63	63	21					
72	43	72	21	26	26	26					
21	44	21	26	13	13	13					
26	45	26	63								
38	46	38	13								
50	47	50									
13	48	13									



Autodromo Nazionale Monza
Caterham Cup 420R
Race - 1
Graphic Lap Chart



- 29
- 20
- 51
- 18
- 1
- 19
- 24
- 23
- 41
- 52
- 46
- 16
- 211
- 40
- 60
- 86
- 69
- 66
- 59
- 44
- 63
- 3
- 75
- 71
- 30
- 7
- 92
- 77
- 70
- 80
- 35
- 98
- 9
- 81
- 2
- 12
- ...









Autodromo Nazionale Monza


Caterham Cup 420R

Race - 1

Pit Stop Analysis



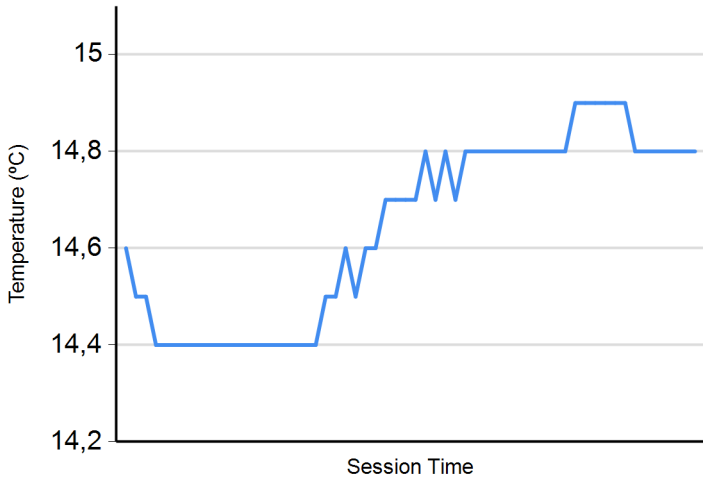
N°	In Day Time	Driver	Nat	Team	Nat	Vehicle	Cat	In Time	Stop N°	Pit Time	Handicap	Penalty
13	13:04:08.982	Eric Pinson	 FRA	ST ELOI	 FRA	CATERHAM 420 R	A	14:24.616	1	1:01.769		
13	13:15:43.851	Eric Pinson	 FRA	ST ELOI	 FRA	CATERHAM 420 R	A	25:59.485	2	34.469		



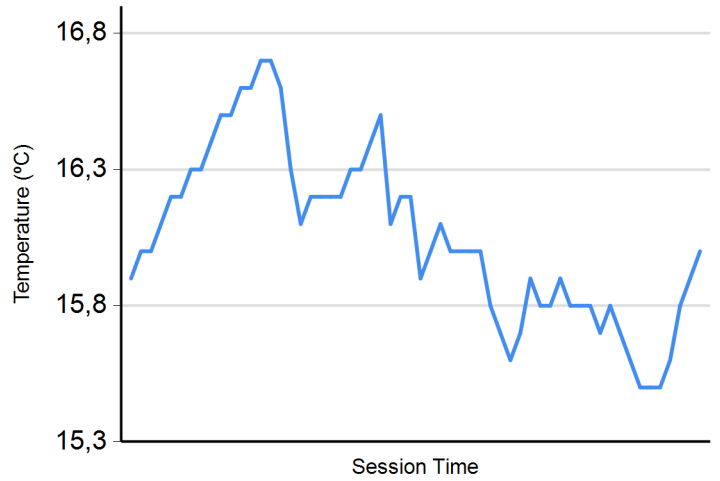
Autodromo Nazionale Monza
Caterham Cup 420R
Race - 1
Weather Report



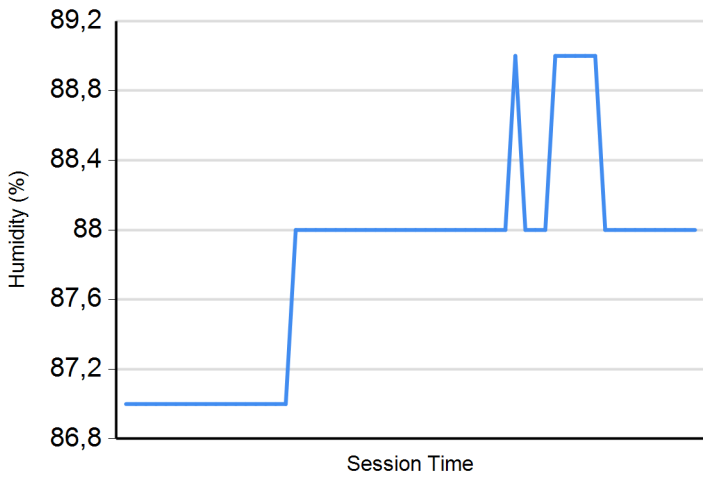
Air Temperature



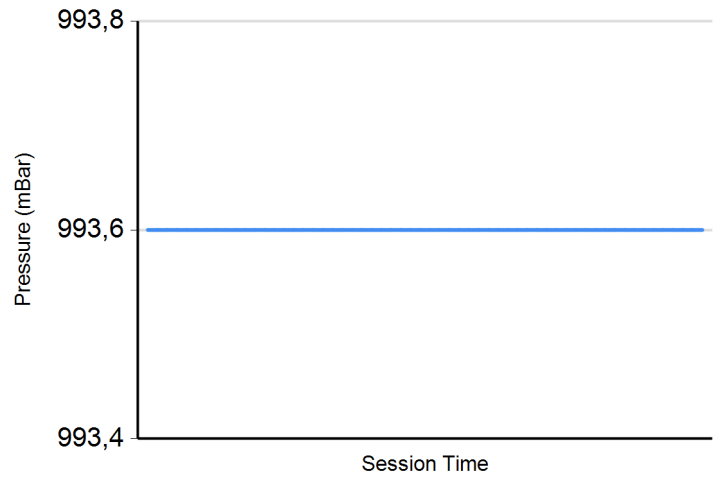
Track Temperature



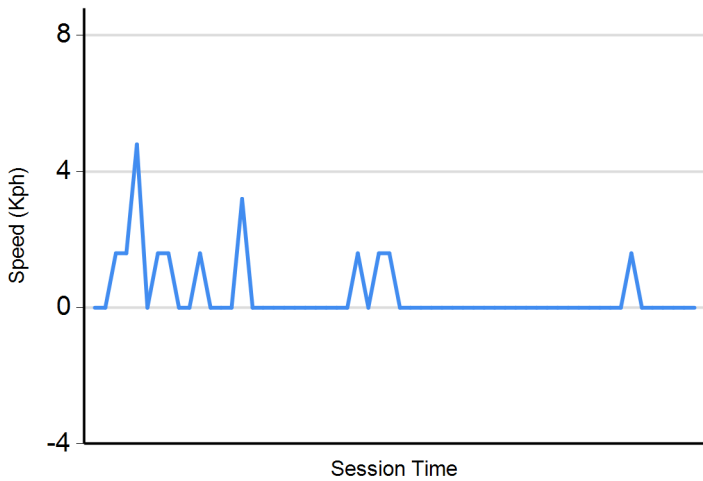
Humidity



Pressure



Wind Speed



Wind direction

