

**Circuit Ricardo Tormo**  
**Caterham Cup ROADSPORT**  
**Race - 1**



**Provisional Results**

Cls	N°	Driver	Nat	Team	Nat	Vehicle	Cat	Cls	Laps	Total Time	Gap	Interval	Km/h	Best	Time	Km/h
1	1	Mota Mickael	FRA	PALM	FRA				5	9:37.325			124.8	5	1:53.599	126.9
2	47	Di Palma Christian	FRA	IND	FRA				5	9:57.201	19.876	19.876	120.7	2	1:54.508	125.9
3	44	Dépierre Arthur	FRA	ROSSELS	FRA				5	9:57.502	20.177	0.301	120.6	3	1:56.204	124.0
4	72	Chazal Yoan	FRA	ST ELOI	FRA				5	9:58.027	20.702	0.525	120.5	4	1:56.483	123.7
5	26	Laganier Stephan	FRA	CCF	FRA				5	9:59.103	21.778	1.076	120.3	2	1:55.828	124.4
6	7	Veyrat Guillaume	FRA	CCF	FRA				5	9:59.384	22.059	0.281	120.2	2	1:56.062	124.2
7	3	Farines Benoit	FRA	PALM	FRA				5	9:59.428	22.103	0.044	120.2	3	1:55.762	124.5
8	22	Palanque Dominique	FRA	IND	FRA				5	9:59.941	22.616	0.513	120.1	4	1:55.454	124.8
9	69	Leboucher Ugo	FRA	ST ELOI	FRA				5	10:00.493	23.168	0.552	120.0	4	1:56.023	124.2
10	12	Dallois Guillaume	FRA	IND	FRA				5	10:01.395	24.070	0.902	119.8	3	1:56.525	123.7
11	55	Semaille Bertrand	FRA	PALM	FRA				5	10:02.138	24.813	0.743	119.7	4	1:55.238	125.1
12	34	Djiane Stephane	FRA	CCF	FRA				5	10:02.856	25.531	0.718	119.5	3	1:56.614	123.6
13	25	Monjalet Thomas	FRA	IND	FRA				5	10:04.120	26.795	1.264	119.3	4	1:56.340	123.9
14	8	Bodard Xavier	FRA	ST ELOI	FRA				5	10:05.430	28.105	1.310	119.0	4	1:56.273	124.0
15	23	Girardot Christophe	FRA	CCF	FRA				5	10:06.149	28.824	0.719	118.9	4	1:56.967	123.2
16	86	Croizon Jeremy	FRA	IND	FRA				5	10:07.279	29.954	1.130	118.7	3	1:57.466	122.7
17	53	Buathier Sébastien	FRA	ROSSELS	FRA				5	10:08.288	30.963	1.009	118.5	2	1:57.330	122.8
18	599	Domange Frédéric	FRA	ST ELOI	FRA				5	10:09.255	31.930	0.967	118.3	2	1:57.347	122.8
19	81	Fleury François-Xavier	FRA	ST ELOI	FRA				5	10:09.690	32.365	0.435	118.2	2	1:58.198	121.9
20	52	Pietri Jean-Fabrice	FRA	CCF	FRA				5	10:10.683	33.358	0.993	118.0	2	1:58.075	122.1
21	281	Aggoun Arnaud	FRA	CCF	FRA				5	10:12.408	35.083	1.725	117.7	3	1:58.476	121.6
22	19	Auchere Herve	FRA	ST ELOI	FRA				5	10:12.653	35.328	0.245	117.6	5	1:58.586	121.5
23	43	Maloisel Frédéric	FRA	ROSSELS	FRA				5	10:12.772	35.447	0.119	117.6	3	1:59.500	120.6
24	14	Paris Jean-Laurent	FRA	ROSSELS	FRA				5	10:13.372	36.047	0.600	117.5	5	1:58.578	121.5
25	33	Lenoir Sebastien	FRA	IND	FRA				5	10:13.401	36.076	0.029	117.5	2	1:57.780	122.4
26	57	Hudin Olivier	FRA	IND	FRA				5	10:13.729	36.404	0.328	117.4	4	1:58.385	121.7
27	46	Herold Gaylor	FRA	CCF	FRA				5	10:19.556	42.231	5.827	116.3	2	1:57.001	123.2
28	63	Perrinel Louis-Vincent	FRA	ST ELOI	FRA				5	10:20.430	43.105	0.874	116.1	4	1:59.674	120.4
29	80	Caspar Arnaud	FRA	ST ELOI	FRA				5	10:20.934	43.609	0.504	116.0	3	1:59.070	121.0
30	4	Buathier Evelyne	FRA	ROSSELS	FRA				5	10:21.171	43.846	0.237	116.0	5	2:00.051	120.0
31	16	Brun Stephane	FRA	ROSSELS	FRA				5	10:27.609	50.284	6.438	114.8	3	2:01.786	118.3
32	91	Marette Brice	FRA	CCF	FRA				4	8:13.727	1 Lap	1 Lap	116.8	4	1:58.638	121.5
33	28	Pinson Eric	FRA	ST ELOI	FRA				4	8:31.223	1 Lap	17.496	112.8	2	1:59.887	120.2
34	67	Biasse Jean-Claude	FRA	ST ELOI	FRA				4	10:06.801	1 Lap	1:35.578	95.0	3	2:10.559	110.4

**Not classified: (Requirements: 75% of number laps of leader = 4 Laps)**

88	Gauthier Pierre-Gilles	FRA	ST ELOI	FRA					3	6:14.279	2 Laps	1 Lap	115.5	2	2:00.014	120.1
----	------------------------	-----	---------	-----	--	--	--	--	---	----------	--------	-------	-------	---	----------	-------

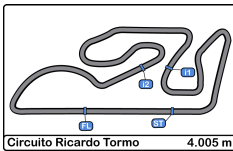
Fastest lap Mota Mickael in 1:53.599 at 126.9 Km/h in lap 5

Published at:.....

Track Temp: 40.6 °C Air Temp: 26.3 °C Humidity: 44 % Track Status: DRY

<b>Stewards:</b>	<b>Race Director:</b>	<b>Timekeeper:</b> 
------------------	-----------------------	------------------------





**Circuit Ricardo Tormo**  
**Caterham Cup ROADSPORT**  
**Race - 1**



**Provisional Results by Category**

Cls	N°	Driver	Nat	Team	Nat	Vehicle	Cat	Cls	Laps	Total Time	Gap	Interval	Km/h	Best	Time	Km/h
1	1	Mota Mickael	FRA	PALM	FRA				5	9:37.325			124.8	5	1:53.599	126.9
2	47	Di Palma Christian	FRA	IND	FRA				5	9:57.201	19.876	19.876	120.7	2	1:54.508	125.9
3	44	Dépierre Arthur	FRA	ROSSELSP	FRA				5	9:57.502	20.177	0.301	120.6	3	1:56.204	124.0
4	72	Chazal Yoan	FRA	ST ELOI	FRA				5	9:58.027	20.702	0.525	120.5	4	1:56.483	123.7
5	26	Laganier Stephan	FRA	CCF	FRA				5	9:59.103	21.778	1.076	120.3	2	1:55.828	124.4
6	7	Veyrat Guillaume	FRA	CCF	FRA				5	9:59.384	22.059	0.281	120.2	2	1:56.062	124.2
7	3	Farines Benoit	FRA	PALM	FRA				5	9:59.428	22.103	0.044	120.2	3	1:55.762	124.5
8	22	Palanque Dominique	FRA	IND	FRA				5	9:59.941	22.616	0.513	120.1	4	1:55.454	124.8
9	69	Leboucher Ugo	FRA	ST ELOI	FRA				5	10:00.493	23.168	0.552	120.0	4	1:56.023	124.2
10	12	Dallois Guillaume	FRA	IND	FRA				5	10:01.395	24.070	0.902	119.8	3	1:56.525	123.7
11	55	Semaile Bertrand	FRA	PALM	FRA				5	10:02.138	24.813	0.743	119.7	4	1:55.238	125.1
12	34	Djiane Stephane	FRA	CCF	FRA				5	10:02.856	25.531	0.718	119.5	3	1:56.614	123.6
13	25	Monalet Thomas	FRA	IND	FRA				5	10:04.120	26.795	1.264	119.3	4	1:56.340	123.9
14	8	Bodard Xavier	FRA	ST ELOI	FRA				5	10:05.430	28.105	1.310	119.0	4	1:56.273	124.0
15	23	Girardot Christophe	FRA	CCF	FRA				5	10:06.149	28.824	0.719	118.9	4	1:56.967	123.2
16	86	Croizon Jeremy	FRA	IND	FRA				5	10:07.279	29.954	1.130	118.7	3	1:57.466	122.7
17	53	Buathier Sébastien	FRA	ROSSELSP	FRA				5	10:08.288	30.963	1.009	118.5	2	1:57.330	122.8
18	599	Domange Frédéric	FRA	ST ELOI	FRA				5	10:09.255	31.930	0.967	118.3	2	1:57.347	122.8
19	81	Fleury François-Xavier	FRA	ST ELOI	FRA				5	10:09.690	32.365	0.435	118.2	2	1:58.198	121.9
20	52	Pietri Jean-Fabrice	FRA	CCF	FRA				5	10:10.683	33.358	0.993	118.0	2	1:58.075	122.1
21	281	Aggoun Arnaud	FRA	CCF	FRA				5	10:12.408	35.083	1.725	117.7	3	1:58.476	121.6
22	19	Auchere Herve	FRA	ST ELOI	FRA				5	10:12.653	35.328	0.245	117.6	5	1:58.586	121.5
23	43	Maloisel Frédéric	FRA	ROSSELSP	FRA				5	10:12.772	35.447	0.119	117.6	3	1:59.500	120.6
24	14	Paris Jean-Laurent	FRA	ROSSELSP	FRA				5	10:13.372	36.047	0.600	117.5	5	1:58.578	121.5
25	33	Lenoir Sebastien	FRA	IND	FRA				5	10:13.401	36.076	0.029	117.5	2	1:57.780	122.4
26	57	Hudin Olivier	FRA	IND	FRA				5	10:13.729	36.404	0.328	117.4	4	1:58.385	121.7
27	46	Herold Gaylor	FRA	CCF	FRA				5	10:19.556	42.231	5.827	116.3	2	1:57.001	123.2
28	63	Perrinel Louis-Vincent	FRA	ST ELOI	FRA				5	10:20.430	43.105	0.874	116.1	4	1:59.674	120.4
29	80	Caspar Arnaud	FRA	ST ELOI	FRA				5	10:20.934	43.609	0.504	116.0	3	1:59.070	121.0
30	4	Buathier Evelyne	FRA	ROSSELSP	FRA				5	10:21.171	43.846	0.237	116.0	5	2:00.051	120.0
31	16	Brun Stephane	FRA	ROSSELSP	FRA				5	10:27.609	50.284	6.438	114.8	3	2:01.786	118.3
32	91	Marette Brice	FRA	CCF	FRA				4	8:13.727	1 Lap	1 Lap	116.8	4	1:58.638	121.5
33	28	Pinson Eric	FRA	ST ELOI	FRA				4	8:31.223	1 Lap	17.496	112.8	2	1:59.887	120.2
34	67	Biasse Jean-Claude	FRA	ST ELOI	FRA				4	10:06.801	1 Lap	1:35.578	95.0	3	2:10.559	110.4

**Not classified: (Requirements: 75% of number laps of leader = 4 Laps)**

88	Gauthier Pierre-Gilles	FRA	ST ELOI	FRA					3	6:14.279	2 Laps	1 Lap	115.5	2	2:00.014	120.1
----	------------------------	-----	---------	-----	--	--	--	--	---	----------	--------	-------	-------	---	----------	-------

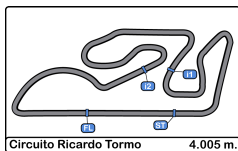
Fastest lap Mota Mickael in 1:53.599 at 126.9 Km/h in lap 5

Published at:.....

Track Temp: 40.6 °C Air Temp: 26.3 °C Humidity: 44 % Track Status: DRY

Stewards:	Race Director:	Timekeeper: 
-----------	----------------	-----------------





**Circuit Ricardo Tormo**  
**Caterham Cup ROADSPORT**  
**Race - 1**

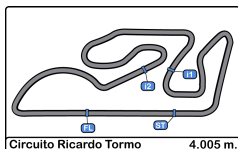


**Provisional Classification by Driver Fastest Lap**

Clas	Nº	Driver	Nat	Team	Nat	Vehicle	Cat	Clas	Laps	Best	Time	Gap	Interval	Km/h
1	1	Mota Mickael	FRA	PALM	FRA				5	5	1:53.599			126.9
2	47	Di Palma Christian	FRA	IND	FRA				5	2	1:54.508	0.909	0.909	125.9
3	55	Semaille Bertrand	FRA	PALM	FRA				5	4	1:55.238	1.639	0.730	125.1
4	22	Palanque Dominique	FRA	IND	FRA				5	4	1:55.454	1.855	0.216	124.8
5	3	Farines Benoit	FRA	PALM	FRA				5	3	1:55.762	2.163	0.308	124.5
6	26	Laganier Stephan	FRA	CCF	FRA				5	2	1:55.828	2.229	0.066	124.4
7	69	Leboucher Ugo	FRA	ST ELOI	FRA				5	4	1:56.023	2.424	0.195	124.2
8	7	Veyrat Guillaume	FRA	CCF	FRA				5	2	1:56.062	2.463	0.039	124.2
9	44	Dépierre Arthur	FRA	ROSSELSP	FRA				5	3	1:56.204	2.605	0.142	124.0
10	8	Bodard Xavier	FRA	ST ELOI	FRA				5	4	1:56.273	2.674	0.069	124.0
11	25	Monjalet Thomas	FRA	IND	FRA				5	4	1:56.340	2.741	0.067	123.9
12	72	Chazal Yoan	FRA	ST ELOI	FRA				5	4	1:56.483	2.884	0.143	123.7
13	12	Dallois Guillaume	FRA	IND	FRA				5	3	1:56.525	2.926	0.042	123.7
14	34	Djjane Stephane	FRA	CCF	FRA				5	3	1:56.614	3.015	0.089	123.6
15	23	Girardot Christophe	FRA	CCF	FRA				5	4	1:56.967	3.368	0.353	123.2
16	46	Herold Gaylor	FRA	CCF	FRA				5	2	1:57.001	3.402	0.034	123.2
17	53	Buathier Sébastien	FRA	ROSSELSP	FRA				5	2	1:57.330	3.731	0.329	122.8
18	599	Domange Frédéric	FRA	ST ELOI	FRA				5	2	1:57.347	3.748	0.017	122.8
19	86	Croizon Jeremy	FRA	IND	FRA				5	3	1:57.466	3.867	0.119	122.7
20	33	Lenoir Sebastien	FRA	IND	FRA				5	2	1:57.780	4.181	0.314	122.4
21	52	Pietri Jean-Fabrice	FRA	CCF	FRA				5	2	1:58.075	4.476	0.295	122.1
22	81	Fleury François-Xavier	FRA	ST ELOI	FRA				5	2	1:58.198	4.599	0.123	121.9
23	57	Hudin Olivier	FRA	IND	FRA				5	4	1:58.385	4.786	0.187	121.7
24	281	Aggoun Arnaud	FRA	CCF	FRA				5	3	1:58.476	4.877	0.091	121.6
25	14	Paris Jean-Laurent	FRA	ROSSELSP	FRA				5	5	1:58.578	4.979	0.102	121.5
26	19	Auchere Herve	FRA	ST ELOI	FRA				5	5	1:58.586	4.987	0.008	121.5
27	91	Marette Brice	FRA	CCF	FRA				4	4	1:58.638	5.039	0.052	121.5
28	80	Caspar Arnaud	FRA	ST ELOI	FRA				5	3	1:59.070	5.471	0.432	121.0
29	43	Maloisel Frédéric	FRA	ROSSELSP	FRA				5	3	1:59.500	5.901	0.430	120.6
30	63	Perrinel Louis-Vincent	FRA	ST ELOI	FRA				5	4	1:59.674	6.075	0.174	120.4
31	28	Pinson Eric	FRA	ST ELOI	FRA				4	2	1:59.887	6.288	0.213	120.2
32	88	Gauthier Pierre-Gilles	FRA	ST ELOI	FRA				3	2	2:00.014	6.415	0.127	120.1
33	4	Buathier Evelyne	FRA	ROSSELSP	FRA				5	5	2:00.051	6.452	0.037	120.0
34	16	Brun Stephane	FRA	ROSSELSP	FRA				5	3	2:01.786	8.187	1.735	118.3
35	67	Biasse Jean-Claude	FRA	ST ELOI	FRA				4	3	2:10.559	16.960	8.773	110.4



Depance



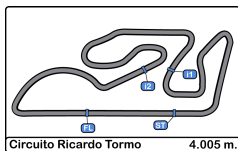
**Circuit Ricardo Tormo**  
**Caterham Cup ROADSPORT**  
**Race - 1**



**Distance and Speed Average**

Clas	Nº	Driver	Nat	Team	Nat	Vehicle	Cat	Clas	Laps	Distance	Total Time	Km/h
1	1	Mota Mickael	FRA	PALM	FRA				5	20.02	9:37.325	124.8
2	47	Di Palma Christian	FRA	IND	FRA				5	20.02	9:57.201	120.7
3	44	Dépierre Arthur	FRA	ROSSELSP	FRA				5	20.02	9:57.502	120.6
4	72	Chazal Yoan	FRA	ST ELOI	FRA				5	20.02	9:58.027	120.5
5	26	Laganier Stephan	FRA	CCF	FRA				5	20.02	9:59.103	120.3
6	7	Veyrat Guillaume	FRA	CCF	FRA				5	20.02	9:59.384	120.2
7	3	Farines Benoit	FRA	PALM	FRA				5	20.02	9:59.428	120.2
8	22	Palanque Dominique	FRA	IND	FRA				5	20.02	9:59.941	120.1
9	69	Leboucher Ugo	FRA	ST ELOI	FRA				5	20.02	10:00.493	120.0
10	12	Dallois Guillaume	FRA	IND	FRA				5	20.02	10:01.395	119.8
11	55	Semaille Bertrand	FRA	PALM	FRA				5	20.02	10:02.138	119.7
12	34	Djjane Stephane	FRA	CCF	FRA				5	20.02	10:02.856	119.5
13	25	Monjalet Thomas	FRA	IND	FRA				5	20.02	10:04.120	119.3
14	8	Bodard Xavier	FRA	ST ELOI	FRA				5	20.02	10:05.430	119.0
15	23	Girardot Christophe	FRA	CCF	FRA				5	20.02	10:06.149	118.9
16	86	Croizon Jeremy	FRA	IND	FRA				5	20.02	10:07.279	118.7
17	53	Buathier Sébastien	FRA	ROSSELSP	FRA				5	20.02	10:08.288	118.5
18	599	Domange Frédéric	FRA	ST ELOI	FRA				5	20.02	10:09.255	118.3
19	81	Fleury François-Xavier	FRA	ST ELOI	FRA				5	20.02	10:09.690	118.2
20	52	Pietri Jean-Fabrice	FRA	CCF	FRA				5	20.02	10:10.683	118.0
21	281	Aggoun Arnaud	FRA	CCF	FRA				5	20.02	10:12.408	117.7
22	19	Auchere Herve	FRA	ST ELOI	FRA				5	20.02	10:12.653	117.6
23	43	Maloisel Frédéric	FRA	ROSSELSP	FRA				5	20.02	10:12.772	117.6
24	14	Paris Jean-Laurent	FRA	ROSSELSP	FRA				5	20.02	10:13.372	117.5
25	33	Lenoir Sebastien	FRA	IND	FRA				5	20.02	10:13.401	117.5
26	57	Hudin Olivier	FRA	IND	FRA				5	20.02	10:13.729	117.4
27	46	Herold Gaylor	FRA	CCF	FRA				5	20.02	10:19.556	116.3
28	63	Perrinel Louis-Vincent	FRA	ST ELOI	FRA				5	20.02	10:20.430	116.1
29	80	Caspar Arnaud	FRA	ST ELOI	FRA				5	20.02	10:20.934	116.0
30	4	Buathier Evelyne	FRA	ROSSELSP	FRA				5	20.02	10:21.171	116.0
31	16	Brun Stephane	FRA	ROSSELSP	FRA				5	20.02	10:27.609	114.8
32	91	Marette Brice	FRA	CCF	FRA				4	16.02	8:13.727	116.8
33	28	Pinson Eric	FRA	ST ELOI	FRA				4	16.02	8:31.223	112.8
34	67	Biasse Jean-Claude	FRA	ST ELOI	FRA				4	16.02	10:06.801	95.0
35	88	Gauthier Pierre-Gilles	FRA	ST ELOI	FRA				3	12.01	6:14.279	115.5





**Circuit Ricardo Tormo**  
**Caterham Cup ROADSPORT**  
**Race - 1**  
**Lap Analysis**



**1** Mota Mickael **14** Paris Jean-Laurent

PALM							ROSSELSP						
Lap D	Time	Sector 1	Sector 2	Sector 3	T. Spd	Elapsed	Lap D	Time	Sector 1	Sector 2	Sector 3	T. Spd	Elapsed
1	2:01.820	49.864	40.155	31.801	136.8	2:01.820	1	2:14.446	58.557	41.932	33.957	160.7	2:14.446
2	1:54.225	42.799	39.736	31.690	180.0	3:56.045	2	1:59.335	44.883	41.123	33.329	187.0	4:13.781
3	1:54.065	42.705	39.794	31.566	180.0	5:50.110	3	2:01.624	47.139	41.218	33.267	181.3	6:15.405
4	1:53.616	42.533	39.635	31.448	180.9	7:43.726	4	1:59.389	44.353	41.425	33.611	183.6	8:14.794
5	1:53.599	42.319	39.687	31.593	180.9	9:37.325	5	1:58.578	44.469	41.022	33.087	184.6	10:13.372

**3** Farines Benoit **16** Brun Stephane

PALM							ROSSELSP						
Lap D	Time	Sector 1	Sector 2	Sector 3	T. Spd	Elapsed	Lap D	Time	Sector 1	Sector 2	Sector 3	T. Spd	Elapsed
1	2:04.872	52.474	40.530	31.868	150.9	2:04.872	1	2:19.015	1:00.117	43.624	35.274	175.1	2:19.015
2	1:56.901	43.661	40.956	32.284	189.9	4:01.773	2	2:02.090	45.966	42.668	33.456	185.5	4:21.105
3	1:55.762	44.242	39.742	31.778	185.5	5:57.535	3	2:01.786	45.618	42.884	33.284	188.4	6:22.891
4	1:56.466	43.403	40.813	32.250	188.9	7:54.001	4	2:01.922	45.697	42.285	33.940	180.9	8:24.813
5	2:05.427	44.036	40.698	40.693	187.0	9:59.428	5	2:02.796	46.197	42.496	34.103	177.7	10:27.609

**4** Buathier Evelyne **19** Auchere Herve

ROSSELSP							ST ELOI						
Lap D	Time	Sector 1	Sector 2	Sector 3	T. Spd	Elapsed	Lap D	Time	Sector 1	Sector 2	Sector 3	T. Spd	Elapsed
1	2:17.443	1:00.852	42.646	33.945	167.8	2:17.443	1	2:15.918	58.907	42.218	34.793	168.2	2:15.918
2	2:00.945	45.197	41.873	33.875	177.7	4:18.388	2	1:59.581	45.205	41.349	33.027	183.2	4:15.499
3	2:00.369	45.067	42.184	33.118	187.0	6:18.757	3	1:59.261	44.885	41.028	33.348	185.5	6:14.760
4	2:02.363	45.240	42.663	34.460	187.0	8:21.120	4	1:59.307	44.289	41.854	33.164	187.5	8:14.067
5	2:00.051	44.917	41.436	33.698	181.8	10:21.171	5	1:58.586	44.626	40.639	33.321	188.9	10:12.653

**7** Veyrat Guillaume **22** Palanque Dominique

CCF							IND						
Lap D	Time	Sector 1	Sector 2	Sector 3	T. Spd	Elapsed	Lap D	Time	Sector 1	Sector 2	Sector 3	T. Spd	Elapsed
1	2:04.203	51.692	40.600	31.911	143.1	2:04.203	1	2:06.748	53.003	41.259	32.486	142.5	2:06.748
2	1:56.062	43.424	40.765	31.873	182.2	4:00.265	2	1:57.243	44.819	40.266	32.158	187.9	4:03.991
3	1:56.762	44.603	40.314	31.845	187.5	5:57.027	3	1:55.673	43.132	40.305	32.236	182.7	5:59.664
4	1:56.883	43.778	40.736	32.369	184.6	7:53.910	4	1:55.454	43.626	40.112	31.716	183.2	7:55.118
5	2:05.474	43.966	40.584	40.924	186.0	9:59.384	5	2:04.823	43.194	40.656	40.973	186.5	9:59.941

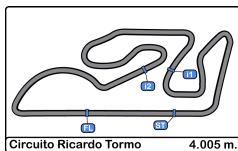
**8** Bodard Xavier **23** Girardot Christophe

ST ELOI							CCF						
Lap D	Time	Sector 1	Sector 2	Sector 3	T. Spd	Elapsed	Lap D	Time	Sector 1	Sector 2	Sector 3	T. Spd	Elapsed
1	2:08.113	54.655	40.689	32.769	150.0	2:08.113	1	2:09.729	55.634	41.008	33.087	157.2	2:09.729
2	1:58.562	44.019	40.986	33.557	185.5	4:06.675	2	1:57.265	44.168	40.697	32.400	180.9	4:06.994
3	1:57.409	44.755	40.368	32.286	186.5	6:04.084	3	1:58.192	44.835	40.843	32.514	192.5	6:05.186
4	1:56.273	43.404	40.553	32.316	187.5	8:00.357	4	1:56.967	43.877	40.755	32.335	187.0	8:02.153
5	2:05.073	43.340	40.549	41.184	187.9	10:05.430	5	2:03.996	43.818	40.684	39.494	186.0	10:06.149

**12** Dallois Guillaume **25** Monjalet Thomas

IND							IND						
Lap D	Time	Sector 1	Sector 2	Sector 3	T. Spd	Elapsed	Lap D	Time	Sector 1	Sector 2	Sector 3	T. Spd	Elapsed
1	2:06.890	53.840	40.833	32.217	147.5	2:06.890	1	2:07.353	54.085	40.878	32.390	157.2	2:07.353
2	1:57.170	44.430	40.308	32.432	190.4	4:04.060	2	1:58.919	44.466	41.075	33.378	185.0	4:06.272
3	1:56.525	43.673	40.468	32.384	183.2	6:00.585	3	1:57.197	44.479	40.358	32.360	182.7	6:03.469
4	1:56.724	43.830	40.788	32.106	182.2	7:57.309	4	1:56.340	43.356	40.257	32.727	181.8	7:59.809
5	2:04.086	43.544	40.137	40.405	181.3	10:01.395	5	2:04.311	43.148	40.537	40.626	183.2	10:04.120





**Circuit Ricardo Tormo**  
**Caterham Cup ROADSPORT**  
**Race - 1**  
**Lap Analysis**



**26** Laganier Stephan **46** Herold Gaylor

CCF

CCF

Lap	D	Time	Sector 1	Sector 2	Sector 3	T. Spd	Elapsed	Lap	D	Time	Sector 1	Sector 2	Sector 3	T. Spd	Elapsed
1		2:04.715	52.252	40.467	31.996	151.5	2:04.715	1		2:10.748	55.041	41.270	34.437	161.4	2:10.748
2		<b>1:55.828</b>	<b>43.440</b>	40.611	<b>31.777</b>	186.0	4:00.543	2		<b>1:57.001</b>	<b>43.615</b>	<b>40.931</b>	<b>32.455</b>	188.4	4:07.749
3		1:55.848	43.784	<b>40.154</b>	31.910	192.5	5:56.391	3		2:13.942	44.707	56.182	33.053	187.0	6:21.691
4		1:57.418	44.069	40.876	32.473	190.4	7:53.809	4		1:57.528	43.745	41.184	32.599	185.0	8:19.219
5		2:05.294	43.491	41.006	40.797	187.0	9:59.103	5		2:00.337	43.627	41.258	35.452	185.0	10:19.556

**28** Pinson Eric **47** Di Palma Christian

ST ELOI

IND

Lap	D	Time	Sector 1	Sector 2	Sector 3	T. Spd	Elapsed	Lap	D	Time	Sector 1	Sector 2	Sector 3	T. Spd	Elapsed
1		2:19.411			<b>2:19.411</b>		2:19.411	1		2:02.695	50.016	40.319	32.360	140.3	2:02.695
2		<b>1:59.887</b>			4:19.298		4:19.298	2		<b>1:54.508</b>	<b>42.799</b>	<b>39.843</b>	<b>31.866</b>	185.5	3:57.203
3		2:07.422			6:26.720		6:26.720	3		1:55.284	43.023	40.207	32.054	186.0	5:52.487
4		2:04.503			8:31.223		8:31.223	4		1:56.095	43.027	40.413	32.655	187.9	7:48.582
								5		2:08.619	42.985	40.012	45.622	187.0	9:57.201

**33** Lenoir Sebastien **52** Pietri Jean-Fabrice

IND

CCF

Lap	D	Time	Sector 1	Sector 2	Sector 3	T. Spd	Elapsed	Lap	D	Time	Sector 1	Sector 2	Sector 3	T. Spd	Elapsed
1		2:12.933	57.066	41.613	34.254	165.8	2:12.933	1		2:13.153	57.435	41.606	34.112	163.2	2:13.153
2		<b>1:57.780</b>	44.029	<b>40.721</b>	33.030	185.5	4:10.713	2		<b>1:58.075</b>	44.098	<b>40.848</b>	33.129	189.9	4:11.228
3		1:58.246	<b>43.711</b>	40.954	33.581	185.5	6:08.959	3		1:58.279	44.269	40.912	33.098	188.4	6:09.507
4		2:02.997	44.089	45.971	<b>32.937</b>	187.0	8:11.956	4		1:59.137	43.896	42.282	<b>32.959</b>	188.9	8:08.644
5		2:01.445	44.510	41.066	35.869	182.7	10:13.401	5		2:02.039	<b>43.696</b>	40.952	37.391	185.0	10:10.683

**34** Djiane Stephane **53** Buathier Sébastien

CCF

ROSSELSP

Lap	D	Time	Sector 1	Sector 2	Sector 3	T. Spd	Elapsed	Lap	D	Time	Sector 1	Sector 2	Sector 3	T. Spd	Elapsed
1		2:06.134	52.723	40.975	32.436	156.1	2:06.134	1		2:09.919	55.091	41.308	33.520	147.5	2:09.919
2		1:56.914	44.482	<b>40.298</b>	<b>32.134</b>	186.5	4:03.048	2		<b>1:57.330</b>	<b>43.527</b>	40.863	<b>32.940</b>	191.4	4:07.249
3		<b>1:56.614</b>	<b>43.716</b>	40.437	32.461	186.0	5:59.662	3		2:00.674	44.945	40.855	34.874	196.1	6:07.923
4		1:58.113	44.534	40.722	32.857	184.1	7:57.775	4		1:59.088	44.629	40.742	33.717	192.0	8:07.011
5		2:05.081	43.968	40.702	40.411	183.6	10:02.856	5		2:01.277	43.660	<b>40.170</b>	37.447	183.2	10:08.288

**43** Maloisel Frédéric **55** Semaille Bertrand

ROSSELSP

PALM

Lap	D	Time	Sector 1	Sector 2	Sector 3	T. Spd	Elapsed	Lap	D	Time	Sector 1	Sector 2	Sector 3	T. Spd	Elapsed
1		2:13.534	57.677	42.403	33.454	171.0	2:13.534	1		2:06.262	53.218	40.763	32.281	132.8	2:06.262
2		2:00.290	45.354	41.508	33.428	185.0	4:13.824	2		1:59.867	44.647	41.447	33.773	187.9	4:06.129
3		<b>1:59.500</b>	44.951	41.736	32.813	183.2	6:13.324	3		1:56.432	43.983	40.371	32.078		6:02.561
4		1:59.819	<b>44.381</b>	42.072	33.366	181.8	8:13.143	4		<b>1:55.238</b>	<b>43.242</b>	40.226	<b>31.770</b>	185.5	7:57.799
5		1:59.629	45.877	<b>41.004</b>	<b>32.748</b>	188.4	10:12.772	5		2:04.339	43.583	<b>39.994</b>	40.762	186.0	10:02.138

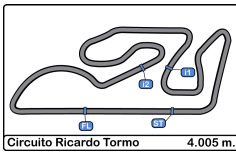
**44** Dépierre Arthur **57** Hudin Olivier

ROSSELSP

IND

Lap	D	Time	Sector 1	Sector 2	Sector 3	T. Spd	Elapsed	Lap	D	Time	Sector 1	Sector 2	Sector 3	T. Spd	Elapsed
1		2:03.421	51.280	<b>40.197</b>	31.944	140.9	2:03.421	1		2:15.814	58.190	42.066	35.558	171.0	2:15.814
2		1:56.341	<b>43.333</b>	41.217	<b>31.791</b>	187.9	3:59.762	2		1:58.574	44.681	<b>40.926</b>	<b>32.967</b>	179.1	4:14.388
3		<b>1:56.204</b>	43.688	40.244	32.272	180.9	5:55.966	3		2:00.096	44.863	41.552	33.681	188.4	6:14.484
4		1:56.850	44.087	40.862	31.901	180.4	7:52.816	4		<b>1:58.385</b>	<b>43.701</b>	41.515	33.169	191.4	8:12.869
5		2:04.686	44.209	40.648	39.829	181.8	9:57.502	5		2:00.860	46.724	41.055	33.081	186.5	10:13.729





**Circuit Ricardo Tormo**  
**Caterham Cup ROADSPORT**  
**Race - 1**  
**Lap Analysis**



**63** Perrinel Louis-Vincent **86** Croizon Jeremy

ST ELOI

IND

Lap D	Time	Sector 1	Sector 2	Sector 3	T. Spd	Elapsed	Lap D	Time	Sector 1	Sector 2	Sector 3	T. Spd	Elapsed
1	2:16.273	1:00.313	41.633	34.327	169.0	2:16.273	1	2:11.917	56.745	41.809	33.363	162.8	2:11.917
2	2:01.146	45.363	41.808	33.975	186.0	4:17.419	2	1:58.235	44.627	40.808	32.800	177.3	4:10.152
3	2:00.511	44.856	41.556	34.099	181.8	6:17.930	3	1:57.466	43.955	40.864	32.647	185.5	6:07.618
4	1:59.674	44.237	41.365	34.072	183.6	8:17.604	4	1:57.878	44.295	40.881	32.702	185.5	8:05.496
5	2:02.826	44.957	42.522	35.347	185.5	10:20.430	5	2:01.783	44.102	40.677	37.004	179.5	10:07.279

**67** Biasse Jean-Claude **88** Gauthier Pierre-Gilles

ST ELOI

ST ELOI

Lap D	Time	Sector 1	Sector 2	Sector 3	T. Spd	Elapsed	Lap D	Time	Sector 1	Sector 2	Sector 3	T. Spd	Elapsed
1	2:25.183	1:03.859	44.630	36.694	157.8	2:25.183	1	2:13.997	57.001	42.473	34.523	160.7	2:13.997
2	2:10.961	49.328	45.591	36.042	169.8	4:36.144	2	2:00.014	45.613	41.158	33.243	183.2	4:14.011
3	2:10.559	49.580	44.938	36.041	169.0	6:46.703	3	2:00.268	45.049	42.115	33.104	185.0	6:14.279
4	3:20.098 P	52.563	1:13.706	1:13.829	170.2	10:06.801	4		44.273	41.552		182.2	

**69** Leboucher Ugo **91** Marette Brice

ST ELOI

CCF

Lap D	Time	Sector 1	Sector 2	Sector 3	T. Spd	Elapsed	Lap D	Time	Sector 1	Sector 2	Sector 3	T. Spd	Elapsed
1	2:05.605	51.879	41.533	32.193	145.1	2:05.605	1	2:15.840	57.945	42.784	35.111	170.6	2:15.840
2	1:56.339	43.298	41.100	31.941	183.6	4:01.944	2	1:58.820	44.937	41.178	32.705	184.1	4:14.660
3	1:56.447	43.817	40.499	32.131	189.4	5:58.391	3	2:00.429	45.926	41.265	33.238	192.5	6:15.089
4	1:56.023	43.303	40.552	32.168	183.6	7:54.414	4	1:58.638	44.127	41.083	33.428	190.4	8:13.727
5	2:06.079	44.157	40.609	41.313	186.0	10:00.493	5		43.876	40.659		195.6	

**72** Chazal Yoan **281** Aggoun Arnaud

ST ELOI

CCF

Lap D	Time	Sector 1	Sector 2	Sector 3	T. Spd	Elapsed	Lap D	Time	Sector 1	Sector 2	Sector 3	T. Spd	Elapsed
1	2:03.107	50.965	40.049	32.093	140.3	2:03.107	1	2:13.248	56.389	41.910	34.949	161.0	2:13.248
2	1:56.590	43.544	41.017	32.029	186.0	3:59.697	2	1:59.123	45.250	40.817	33.056	186.5	4:12.371
3	1:56.579	44.155	40.299	32.125	179.5	5:56.276	3	1:58.476	44.653	40.628	33.195	186.0	6:10.847
4	1:56.483	43.638	40.770	32.075	188.9	7:52.759	4	1:59.753	44.821	42.168	32.764	185.0	8:10.600
5	2:05.268	44.116	41.307	39.845	179.1	9:58.027	5	2:01.808	44.346	40.315	37.147	184.6	10:12.408

**80** Caspar Arnaud **599** Domange Frédéric

ST ELOI

ST ELOI

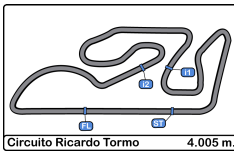
Lap D	Time	Sector 1	Sector 2	Sector 3	T. Spd	Elapsed	Lap D	Time	Sector 1	Sector 2	Sector 3	T. Spd	Elapsed
1	2:20.315	1:05.281	41.552	33.482	165.5	2:20.315	1	2:12.254	55.945	41.377	34.932	165.5	2:12.254
2	2:00.455	44.777	42.174	33.504	181.3	4:20.770	2	1:57.347	43.631	40.895	32.821	188.4	4:09.601
3	1:59.070	44.511	41.640	32.919	183.2	6:19.840	3	1:57.859	43.826	41.048	32.985	192.0	6:07.460
4	1:59.261	44.516	41.451	33.294	185.0	8:19.101	4	1:59.541	44.903	40.935	33.703	181.8	8:07.001
5	2:01.833	45.004	41.375	35.454	181.8	10:20.934	5	2:02.254	44.175	40.689	37.390	185.0	10:09.255

**81** Fleury François-Xavier

ST ELOI

Lap D	Time	Sector 1	Sector 2	Sector 3	T. Spd	Elapsed
1	2:10.478	55.417	41.612	33.449	154.1	2:10.478
2	1:58.198	44.260	40.918	33.020	183.6	4:08.676
3	1:59.785	44.161	41.047	34.577	184.6	6:08.461
4	1:58.819	44.397	41.286	33.136	184.6	8:07.280
5	2:02.410	44.291	40.596	37.523	187.5	10:09.690





**Circuit Ricardo Tormo**  
**Caterham Cup ROADSPORT**  
**Race - 1**



**Analysis by Lap**

Num	Lap Time	Gap
<b>Lap 1</b>		
1	2:01.820	
47	2:02.695	00.875
72	2:03.107	01.287
44	2:03.421	01.601
7	2:04.203	02.383
26	2:04.715	02.895
3	2:04.872	03.052
69	2:05.605	03.785
34	2:06.134	04.314
55	2:06.262	04.442
22	2:06.748	04.928
12	2:06.890	05.070
25	2:07.353	05.533
8	2:08.113	06.293
23	2:09.729	07.909
53	2:09.919	08.099
81	2:10.478	08.658
46	2:10.748	08.928
86	2:11.917	10.097
599	2:12.254	10.434
33	2:12.933	11.113
52	2:13.153	11.333
281	2:13.248	11.428
43	2:13.534	11.714
88	2:13.997	12.177
14	2:14.446	12.626
57	2:15.814	13.994
91	2:15.840	14.020
19	2:15.918	14.098
63	2:16.273	14.453
4	2:17.443	15.623
16	2:19.015	17.195
28	2:19.411	17.591
80	2:20.315	18.495
67	2:25.183	23.363

Num	Lap Time	Gap
<b>Lap 2</b>		
1	1:54.225	
47	1:54.508	01.158
72	1:56.590	03.652
44	1:56.341	03.717
7	1:56.062	04.220
26	1:55.828	04.498
3	1:56.901	05.728
69	1:56.339	05.899
34	1:56.914	07.003
22	1:57.243	07.946
12	1:57.170	08.015
55	1:59.867	10.084
25	1:58.919	10.227
8	1:58.562	10.630
23	1:57.265	10.949
53	1:57.330	11.204
46	1:57.001	11.704
81	1:58.198	12.631
599	1:57.347	13.556

Num	Lap Time	Gap
86	1:58.235	14.107
33	1:57.780	14.668
52	1:58.075	15.183
281	1:59.123	16.326
14	1:59.335	17.736
43	2:00.290	17.779
88	2:00.014	17.966
57	1:58.574	18.343
91	1:58.820	18.615
19	1:59.581	19.454
63	2:01.146	21.374
4	2:00.945	22.343
28	1:59.887	23.253
80	2:00.455	24.725
16	2:02.090	25.060
67	2:10.961	40.099

Num	Lap Time	Gap
<b>Lap 3</b>		
1	1:54.065	
47	1:55.284	02.377
44	1:56.204	05.856
72	1:56.579	06.166
26	1:55.848	06.281
7	1:56.762	06.917
3	1:55.762	07.425
69	1:56.447	08.281
34	1:56.614	09.552
22	1:55.673	09.554
12	1:56.525	10.475
55	1:56.432	12.451
25	1:57.197	13.359
8	1:57.409	13.974
23	1:58.192	15.076
599	1:57.859	17.350
86	1:57.466	17.508
53	2:00.674	17.813
81	1:59.785	18.351
33	1:58.246	18.849
52	1:58.279	19.397
281	1:58.476	20.737
43	1:59.500	23.214
88	2:00.268	24.169
57	2:00.096	24.374
19	1:59.261	24.650
91	2:00.429	24.979
14	2:01.624	25.295
63	2:00.511	27.820
4	2:00.369	28.647
80	1:59.070	29.730
46	2:13.942	31.581
16	2:01.786	32.781
28	2:07.422	36.610
67	2:10.559	56.593

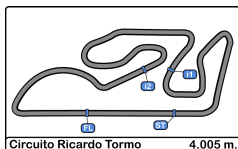
Num	Lap Time	Gap
<b>Lap 4</b>		
1	1:53.616	
47	1:56.095	04.856

Num	Lap Time	Gap
72	1:56.483	09.033
44	1:56.850	09.090
26	1:57.418	10.083
7	1:56.883	10.184
3	1:56.466	10.275
69	1:56.023	10.688
22	1:55.454	11.392
12	1:56.724	13.583
34	1:58.113	14.049
55	1:55.238	14.073
25	1:56.340	16.083
8	1:56.273	16.631
23	1:56.967	18.427
86	1:57.878	21.770
599	1:59.541	23.275
53	1:59.088	23.285
81	1:58.819	23.554
52	1:59.137	24.918
281	1:59.753	26.874
33	2:02.997	28.230
57	1:58.385	29.143
43	1:59.819	29.417
91	1:58.638	30.001
19	1:59.307	30.341
14	1:59.389	31.068
63	1:59.674	33.878
80	1:59.261	35.375
46	1:57.528	35.493
4	2:02.363	37.394
16	2:01.922	41.087
28	2:04.503	47.497

Num	Lap Time	Gap
<b>Lap 5</b>		
1	1:53.599	
47	2:08.619	19.876
44	2:04.686	20.177
72	2:05.268	20.702
26	2:05.294	21.778
7	2:05.474	22.059
3	2:05.427	22.103
22	2:04.823	22.616
69	2:06.079	23.168
12	2:04.086	24.070
55	2:04.339	24.813
34	2:05.081	25.531
25	2:04.311	26.795
8	2:05.073	28.105
23	2:03.996	28.824
67	3:20.098	1 Lap
86	2:01.783	29.954
53	2:01.277	30.963
599	2:02.254	31.930
81	2:02.410	32.365
52	2:02.039	33.358
281	2:01.808	35.083
19	1:58.586	35.328
43	1:59.629	35.447





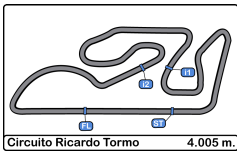


**Circuit Ricardo Tormo**  
**Caterham Cup ROADSPORT**  
**Race - 1**





**Best Sectors Results**

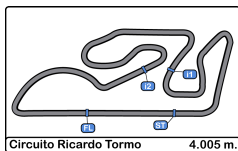
Sector - 1			Sector - 2			Sector - 3			Ideal Lap vs Best Lap						
Clas	Nº	Driver	Time	Nº	Driver	Time	Nº	Driver	Time	Clas	Nº	Driver	Ideal Lap	Best Lap	Clas
1	1	Mota Mickael	42.319	1	Mota Mickael	39.635	1	Mota Mickael	31.448	1	1	Mota Mickael	1:53.402	1:53.599	1
2	47	Di Palma Christian	42.799	3	Farines Benoit	39.742	22	Palanque Dominique	31.716	2	47	Di Palma Christian	1:54.508	1:54.508	2
3	22	Palanque Dominique	43.132	47	Di Palma Christian	39.843	55	Semaille Bertrand	31.770	3	3	Farines Benoit	1:54.923	1:55.762	5
4	25	Monjalet Thomas	43.148	55	Semaille Bertrand	39.994	26	Laganier Stephan	31.777	4	22	Palanque Dominique	1:54.960	1:55.454	4
5	55	Semaille Bertrand	43.242	72	Chazal Yoan	40.049	3	Farines Benoit	31.778	5	55	Semaille Bertrand	1:55.006	1:55.238	3
6	69	Leboucher Ugo	43.298	22	Palanque Dominique	40.112	44	Dépierre Arthur	31.791	6	44	Dépierre Arthur	1:55.321	1:56.204	9
7	44	Dépierre Arthur	43.333	12	Dallois Guillaume	40.137	7	Veyrat Guillaume	31.845	7	26	Laganier Stephan	1:55.371	1:55.828	6
8	8	Bodard Xavier	43.340	26	Laganier Stephan	40.154	47	Di Palma Christian	31.866	8	7	Veyrat Guillaume	1:55.583	1:56.062	8
9	3	Farines Benoit	43.403	53	Buathier Sébastien	40.170	69	Leboucher Ugo	31.941	9	72	Chazal Yoan	1:55.622	1:56.483	12
10	7	Veyrat Guillaume	43.424	44	Dépierre Arthur	40.197	72	Chazal Yoan	32.029	10	69	Leboucher Ugo	1:55.738	1:56.023	7
11	26	Laganier Stephan	43.440	25	Monjalet Thomas	40.257	12	Dallois Guillaume	32.106	11	25	Monjalet Thomas	1:55.765	1:56.340	11
12	53	Buathier Sébastien	43.527	34	Djiane Stephane	40.298	34	Djiane Stephane	32.134	12	12	Dallois Guillaume	1:55.787	1:56.525	13
13	72	Chazal Yoan	43.544	7	Veyrat Guillaume	40.314	8	Bodard Xavier	32.286	13	8	Bodard Xavier	1:55.994	1:56.273	10
14	12	Dallois Guillaume	43.544	281	Aggoun Arnaud	40.315	23	Girardot Christophe	32.335	14	34	Djiane Stephane	1:56.148	1:56.614	14
15	46	Herold Gaylor	43.615	8	Bodard Xavier	40.368	25	Monjalet Thomas	32.360	15	53	Buathier Sébastien	1:56.637	1:57.330	17
16	59	Domange Frédéric	43.631	69	Leboucher Ugo	40.499	46	Herold Gaylor	32.455	16	23	Girardot Christophe	1:56.837	1:56.967	15
17	52	Pietri Jean-Fabrice	43.696	81	Fleury François-Xavier	40.596	86	Croizon Jeremy	32.647	17	46	Herold Gaylor	1:57.001	1:57.001	16
18	57	Hudin Olivier	43.701	19	Auchere Herve	40.639	91	Marette Brice	32.705	18	599	Domange Frédéric	1:57.141	1:57.347	18
19	33	Lenoir Sebastien	43.711	91	Marette Brice	40.659	43	Maloisel Frédéric	32.748	19	91	Marette Brice	1:57.240	1:58.638	27
20	34	Djiane Stephane	43.716	86	Croizon Jeremy	40.677	281	Aggoun Arnaud	32.764	20	86	Croizon Jeremy	1:57.279	1:57.466	19
21	23	Girardot Christophe	43.818	23	Girardot Christophe	40.684	599	Domange Frédéric	32.821	21	33	Lenoir Sebastien	1:57.369	1:57.780	20
22	91	Marette Brice	43.876	599	Domange Frédéric	40.689	80	Caspar Arnaud	32.919	22	281	Aggoun Arnaud	1:57.425	1:58.476	24
23	86	Croizon Jeremy	43.955	33	Lenoir Sebastien	40.721	33	Lenoir Sebastien	32.937	23	52	Pietri Jean-Fabrice	1:57.503	1:58.075	21
24	81	Fleury François-Xavier	44.161	52	Pietri Jean-Fabrice	40.848	53	Buathier Sébastien	32.940	24	57	Hudin Olivier	1:57.594	1:58.385	23
25	63	Perrinel Louis-Vincent	44.237	57	Hudin Olivier	40.926	52	Pietri Jean-Fabrice	32.959	25	81	Fleury François-Xavier	1:57.777	1:58.198	22
26	88	Gauthier Pierre-Gilles	44.273	46	Herold Gaylor	40.931	57	Hudin Olivier	32.967	26	19	Auchere Herve	1:57.955	1:58.586	26
27	19	Auchere Herve	44.289	43	Maloisel Frédéric	41.004	81	Fleury François-Xavier	33.020	27	43	Maloisel Frédéric	1:58.133	1:59.500	29
28	28	Aggoun Arnaud	44.346	14	Paris Jean-Laurent	41.022	19	Auchere Herve	33.027	28	14	Paris Jean-Laurent	1:58.462	1:58.578	25
29	14	Paris Jean-Laurent	44.353	88	Gauthier Pierre-Gilles	41.158	14	Paris Jean-Laurent	33.087	29	88	Gauthier Pierre-Gilles	1:58.535	2:00.014	32
30	43	Maloisel Frédéric	44.381	63	Perrinel Louis-Vincent	41.365	88	Gauthier Pierre-Gilles	33.104	30	80	Caspar Arnaud	1:58.805	1:59.070	28
31	80	Caspar Arnaud	44.511	80	Caspar Arnaud	41.375	4	Buathier Evelyne	33.118	31	4	Buathier Evelyne	1:59.471	2:00.051	33
32	4	Buathier Evelyne	44.917	4	Buathier Evelyne	41.436	16	Brun Stephane	33.284	32	63	Perrinel Louis-Vincent	1:59.577	1:59.674	30
33	16	Brun Stephane	45.618	16	Brun Stephane	42.285	63	Perrinel Louis-Vincent	33.975	33	16	Brun Stephane	2:01.187	2:01.786	34
34	67	Biasse Jean-Claude	49.328	67	Biasse Jean-Claude	44.630	67	Biasse Jean-Claude	36.041	34	67	Biasse Jean-Claude	2:09.999	2:10.559	35
35	28	Pinson Eric	Transpo	28	Pinson Eric	Transpo	28	Pinson Eric	2:19.411	35	28	Pinson Eric	Transpo	1:59.887	31



Circuit Ricardo Tormo  
Caterham Cup ROADSPORT  
Race - 1  
Leader Sequence



N°	Driver	Nat	Team	Nat	Vehicle	Cat	Clas	Start Lap	End Lap	Laps	Total Laps
1	Mota Mickael	 FRA	PALM	 FRA				1	5	5	5



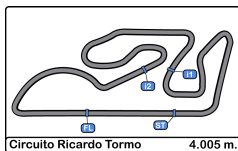
**Circuit Ricardo Tormo**  
**Caterham Cup ROADSPORT**  
**Race - 1**  
**Best 5 Lap Times**



Circuito Ricardo Tormo 4.005 m

Cls	N°	Driver	Nat	Team	Nat	Vehicle	Cat	Cls	Best 1		Best 2		Best 3		Best 4		Best 5	
									Time	Lap	Time	Lap	Time	Lap	Time	Lap	Time	Lap
1	1	Mota Mickael	FRA	PALM	FRA				1:53.599	5	1:53.616	4	1:54.065	3	1:54.225	2	2:01.820	1
2	47	Di Palma Christian	FRA	IND	FRA				1:54.508	2	1:55.284	3	1:56.095	4	2:02.695	1	2:08.619	5
3	55	Semaille Bertrand	FRA	PALM	FRA				1:55.238	4	1:56.432	3	1:59.867	2	2:04.339	5	2:06.262	1
4	22	Palanque Dominique	FRA	IND	FRA				1:55.454	4	1:55.673	3	1:57.243	2	2:04.823	5	2:06.748	1
5	3	Farines Benoit	FRA	PALM	FRA				1:55.762	3	1:56.466	4	1:56.901	2	2:04.872	1	2:05.427	5
6	26	Laganier Stephan	FRA	CCF	FRA				1:55.828	2	1:55.848	3	1:57.418	4	2:04.715	1	2:05.294	5
7	69	Leboucher Ugo	FRA	ST ELOI	FRA				1:56.023	4	1:56.339	2	1:56.447	3	2:05.605	1	2:06.079	5
8	7	Veyrat Guillaume	FRA	CCF	FRA				1:56.062	2	1:56.762	3	1:56.883	4	2:04.203	1	2:05.474	5
9	44	Dépierre Arthur	FRA	ROSSELSP	FRA				1:56.204	3	1:56.341	2	1:56.850	4	2:03.421	1	2:04.686	5
10	8	Bodard Xavier	FRA	ST ELOI	FRA				1:56.273	4	1:57.409	3	1:58.562	2	2:05.073	5	2:08.113	1
11	25	Monjalet Thomas	FRA	IND	FRA				1:56.340	4	1:57.197	3	1:58.919	2	2:04.311	5	2:07.353	1
12	72	Chazal Yoan	FRA	ST ELOI	FRA				1:56.483	4	1:56.579	3	1:56.590	2	2:03.107	1	2:05.268	5
13	12	Dallois Guillaume	FRA	IND	FRA				1:56.525	3	1:56.724	4	1:57.170	2	2:04.086	5	2:06.890	1
14	34	Djiane Stephane	FRA	CCF	FRA				1:56.614	3	1:56.914	2	1:58.113	4	2:05.081	5	2:06.134	1
15	23	Girardot Christophe	FRA	CCF	FRA				1:56.967	4	1:57.265	2	1:58.192	3	2:03.996	5	2:09.729	1
16	46	Herold Gaylor	FRA	CCF	FRA				1:57.001	2	1:57.528	4	2:00.337	5	2:10.748	1	2:13.942	3
17	53	Buathier Sébastien	FRA	ROSSELSP	FRA				1:57.330	2	1:59.088	4	2:00.674	3	2:01.277	5	2:09.919	1
18	599	Domange Frédéric	FRA	ST ELOI	FRA				1:57.347	2	1:57.859	3	1:59.541	4	2:02.254	5	2:12.254	1
19	86	Croizon Jeremy	FRA	IND	FRA				1:57.466	3	1:57.878	4	1:58.235	2	2:01.783	5	2:11.917	1
20	33	Lenoir Sebastien	FRA	IND	FRA				1:57.780	2	1:58.246	3	2:01.445	5	2:02.997	4	2:12.933	1
21	52	Pietri Jean-Fabrice	FRA	CCF	FRA				1:58.075	2	1:58.279	3	1:59.137	4	2:02.039	5	2:13.153	1
22	81	Fleury François-Xavier	FRA	ST ELOI	FRA				1:58.198	2	1:58.819	4	1:59.785	3	2:02.410	5	2:10.478	1
23	57	Hudin Olivier	FRA	IND	FRA				1:58.385	4	1:58.574	2	2:00.096	3	2:00.860	5	2:15.814	1
24	281	Aggoun Arnaud	FRA	CCF	FRA				1:58.476	3	1:59.123	2	1:59.753	4	2:01.808	5	2:13.248	1
25	14	Paris Jean-Laurent	FRA	ROSSELSP	FRA				1:58.578	5	1:59.335	2	1:59.389	4	2:01.624	3	2:14.446	1
26	19	Auchere Herve	FRA	ST ELOI	FRA				1:58.586	5	1:59.261	3	1:59.307	4	1:59.581	2	2:15.918	1
27	91	Marette Brice	FRA	CCF	FRA				1:58.638	4	1:58.820	2	2:00.429	3	2:15.840	1		
28	80	Caspar Arnaud	FRA	ST ELOI	FRA				1:59.070	3	1:59.261	4	2:00.455	2	2:01.833	5	2:20.315	1
29	43	Maloisel Frédéric	FRA	ROSSELSP	FRA				1:59.500	3	1:59.629	5	1:59.819	4	2:00.290	2	2:13.534	1
30	63	Perrinel Louis-Vincent	FRA	ST ELOI	FRA				1:59.674	4	2:00.511	3	2:01.146	2	2:02.826	5	2:16.273	1
31	28	Pinson Eric	FRA	ST ELOI	FRA				1:59.887	2	2:04.503	4	2:07.422	3	2:19.411	1		
32	88	Gauthier Pierre-Gilles	FRA	ST ELOI	FRA				2:00.014	2	2:00.268	3	2:13.997	1				
33	4	Buathier Evelyne	FRA	ROSSELSP	FRA				2:00.051	5	2:00.369	3	2:00.945	2	2:02.363	4	2:17.443	1
34	16	Brun Stephane	FRA	ROSSELSP	FRA				2:01.786	3	2:01.922	4	2:02.090	2	2:02.796	5	2:19.015	1
35	67	Biasse Jean-Claude	FRA	ST ELOI	FRA				2:10.559	3	2:10.961	2	2:25.183	1	3:20.098	4		





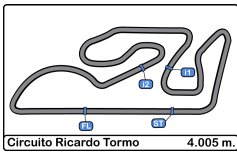
**Circuit Ricardo Tormo**  
**Caterham Cup ROADSPORT**  
**Race - 1**



**Best 5 Top Speeds**

Cls	N°	Driver	Nat	Team	Nat	Vehicle	Cat	Cls	Top 1		Top 2		Top 3		Top 4		Top 5		Avg
									Km/h	Lap	Km/h	Lap	Km/h	Lap	Km/h	Lap	Km/h	Lap	
1	53	Buathier Sébastien	FRA	ROSSELSP	FRA				196.1	3	192.0	4	191.4	2	183.2	5	147.5	1	182.0
2	91	Marette Brice	FRA	CCF	FRA				195.6	5	192.5	3	190.4	4	184.1	2	170.6	1	186.6
3	23	Girardot Christophe	FRA	CCF	FRA				192.5	3	187.0	4	186.0	5	180.9	2	157.2	1	180.7
4	26	Laganier Stephan	FRA	CCF	FRA				192.5	3	190.4	4	187.0	5	186.0	2	151.5	1	181.5
5	599	Domange Frédéric	FRA	ST ELOI	FRA				192.0	3	188.4	2	185.0	5	181.8	4	165.5	1	182.5
6	57	Hudin Olivier	FRA	IND	FRA				191.4	4	188.4	3	186.5	5	179.1	2	171.0	1	183.3
7	12	Dallois Guillaume	FRA	IND	FRA				190.4	2	183.2	3	182.2	4	181.3	5	147.5	1	176.9
8	3	Farines Benoit	FRA	PALM	FRA				189.9	2	188.9	4	187.0	5	185.5	3	150.9	1	180.4
9	52	Pietri Jean-Fabrice	FRA	CCF	FRA				189.9	2	188.9	4	188.4	3	185.0	5	163.2	1	183.1
10	69	Leboucher Ugo	FRA	ST ELOI	FRA				189.4	3	186.0	5	183.6	2	183.6	4	145.1	1	177.6
11	19	Auchere Herve	FRA	ST ELOI	FRA				188.9	5	187.5	4	185.5	3	183.2	2	168.2	1	182.6
12	72	Chazal Yoan	FRA	ST ELOI	FRA				188.9	4	186.0	2	179.5	3	179.1	5	140.3	1	174.8
13	16	Brun Stephane	FRA	ROSSELSP	FRA				188.4	3	185.5	2	180.9	4	177.7	5	175.1	1	181.5
14	43	Maloisel Frédéric	FRA	ROSSELSP	FRA				188.4	5	185.0	2	183.2	3	181.8	4	171.0	1	181.9
15	46	Herold Gaylor	FRA	CCF	FRA				188.4	2	187.0	3	185.0	4	185.0	5	161.4	1	181.4
16	8	Bodard Xavier	FRA	ST ELOI	FRA				187.9	5	187.5	4	186.5	3	185.5	2	150.0	1	179.5
17	22	Palanque Dominique	FRA	IND	FRA				187.9	2	186.5	5	183.2	4	182.7	3	142.5	1	176.6
18	44	Dépierre Arthur	FRA	ROSSELSP	FRA				187.9	2	181.8	5	180.9	3	180.4	4	140.9	1	174.4
19	47	Di Palma Christian	FRA	IND	FRA				187.9	4	187.0	5	186.0	3	185.5	2	140.3	1	177.3
20	55	Semaille Bertrand	FRA	PALM	FRA				187.9	2	186.0	5	185.5	4	132.8	1			173.1
21	7	Veyrat Guillaume	FRA	CCF	FRA				187.5	3	186.0	5	184.6	4	182.2	2	143.1	1	176.7
22	81	Fleury François-Xavier	FRA	ST ELOI	FRA				187.5	5	184.6	3	184.6	4	183.6	2	154.1	1	178.9
23	4	Buathier Evelyne	FRA	ROSSELSP	FRA				187.0	3	187.0	4	181.8	5	177.7	2	167.8	1	180.2
24	14	Paris Jean-Laurent	FRA	ROSSELSP	FRA				187.0	2	184.6	5	183.6	4	181.3	3	160.7	1	179.4
25	33	Lenoir Sebastien	FRA	IND	FRA				187.0	4	185.5	2	185.5	3	182.7	5	165.8	1	181.3
26	34	Djiane Stephane	FRA	CCF	FRA				186.5	2	186.0	3	184.1	4	183.6	5	156.1	1	179.3
27	281	Aggoun Arnaud	FRA	CCF	FRA				186.5	2	186.0	3	185.0	4	184.6	5	161.0	1	180.6
28	63	Perrinel Louis-Vincent	FRA	ST ELOI	FRA				186.0	2	185.5	5	183.6	4	181.8	3	169.0	1	181.2
29	86	Croizon Jeremy	FRA	IND	FRA				185.5	3	185.5	4	179.5	5	177.3	2	162.8	1	178.1
30	25	Monjalet Thomas	FRA	IND	FRA				185.0	2	183.2	5	182.7	3	181.8	4	157.2	1	178.0
31	80	Caspar Arnaud	FRA	ST ELOI	FRA				185.0	4	183.2	3	181.8	5	181.3	2	165.5	1	179.3
32	88	Gauthier Pierre-Gilles	FRA	ST ELOI	FRA				185.0	3	183.2	2	182.2	4	160.7	1			177.8
33	1	Mota Mickael	FRA	PALM	FRA				180.9	4	180.9	5	180.0	2	180.0	3	136.8	1	171.7
34	67	Biasse Jean-Claude	FRA	ST ELOI	FRA				170.2	4	169.8	2	169.0	3	157.8	1			166.7











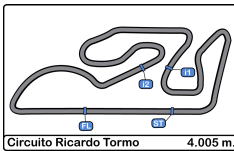


**Circuit Ricardo Tormo**  
**Caterham Cup ROADSPORT**  
**Race - 1**



**Fastest Laps Sequence**

Lap	Time of Day	Session Time	N°	Driver	Nat	Team	Nat	Vehicle	Cat	Time	Km/h
2	15:25:39.328	3:56.328	1	Mota Mickael	 FRA	PALM	 FRA			1:54.225	126.2
3	15:27:33.393	5:50.393	1	Mota Mickael	 FRA	PALM	 FRA			1:54.065	126.4
4	15:29:27.009	7:44.009	1	Mota Mickael	 FRA	PALM	 FRA			1:53.616	126.9
5	15:31:20.608	9:37.608	1	Mota Mickael	 FRA	PALM	 FRA			1:53.599	126.9



**Circuit Ricardo Tormo**  
**Caterham Cup ROADSPORT**  
**Race - 1**



**Event Best Maximum Speed**

N°	Driver	Nat	Team	Nat	Vehicle	Cat	Clas	Km/h	Session
22	Palanque Dominique	FRA	IND	FRA				197.2	Qualifying - 2
47	Di Palma Christian	FRA	IND	FRA				196.7	Qualifying - 2
91	Marette Brice	FRA	CCF	FRA				196.1	Qualifying - 2
53	Buathier Sébastien	FRA	ROSSELS	FRA				196.1	Race - 1
23	Girardot Christophe	FRA	CCF	FRA				195.1	Qualifying - 2
34	Djiane Stephane	FRA	CCF	FRA				194.5	Qualifying - 2
72	Chazal Yoan	FRA	ST ELOI	FRA				194.0	Qualifying - 2
46	Herold Gaylor	FRA	CCF	FRA				193.5	Free Practice - 1
1	Mota Mickael	FRA	PALM	FRA				193.5	Qualifying - 1
12	Dallois Guillaume	FRA	IND	FRA				193.5	Qualifying - 2
3	Farines Benoit	FRA	PALM	FRA				193.5	Qualifying - 2
7	Veyrat Guillaume	FRA	CCF	FRA				193.0	Qualifying - 2
55	Semaille Bertrand	FRA	PALM	FRA				192.5	Free Practice - 1
599	Domange Frédéric	FRA	ST ELOI	FRA				192.5	Qualifying - 2
26	Laganier Stephan	FRA	CCF	FRA				192.5	Race - 1
44	Dépierre Arthur	FRA	ROSSELS	FRA				192.0	Qualifying - 1
25	Monjalet Thomas	FRA	IND	FRA				191.4	Free Practice - 1
8	Bodard Xavier	FRA	ST ELOI	FRA				191.4	Qualifying - 2
57	Hudin Olivier	FRA	IND	FRA				191.4	Race - 1
14	Paris Jean-Laurent	FRA	ROSSELS	FRA				190.9	Free Practice - 2
33	Lenoir Sebastien	FRA	IND	FRA				189.9	Free Practice - 1
81	Fleury François-Xavier	FRA	ST ELOI	FRA				189.9	Qualifying - 2
52	Pietri Jean-Fabrice	FRA	CCF	FRA				189.9	Race - 1
281	Aggoun Arnaud	FRA	CCF	FRA				189.4	Free Practice - 1
43	Maloisel Frédéric	FRA	ROSSELS	FRA				189.4	Free Practice - 2
69	Leboucher Ugo	FRA	ST ELOI	FRA				189.4	Qualifying - 2
4	Buathier Evelyne	FRA	ROSSELS	FRA				189.4	Qualifying - 2
19	Auchere Herve	FRA	ST ELOI	FRA				188.9	Race - 1
16	Brun Stephane	FRA	ROSSELS	FRA				188.4	Race - 1
86	Croizon Jeremy	FRA	IND	FRA				187.9	Qualifying - 1
88	Gauthier Pierre-Gilles	FRA	ST ELOI	FRA				187.9	Qualifying - 1
63	Perrinel Louis-Vincent	FRA	ST ELOI	FRA				187.0	Qualifying - 2
80	Caspar Arnaud	FRA	ST ELOI	FRA				186.5	Qualifying - 2
28	Pinson Eric	FRA	ST ELOI	FRA				185.5	Free Practice - 2
67	Biasse Jean-Claude	FRA	ST ELOI	FRA				177.3	Free Practice - 1



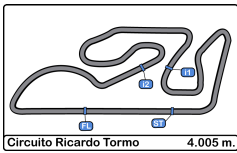
YOKOHAMA

MOTUL

GT2i

Depancel



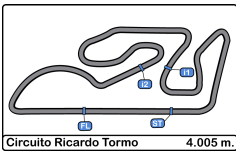


**Circuit Ricardo Tormo**  
**Caterham Cup ROADSPORT**  
**Race - 1**  
**Lap Chart**



**LAP**

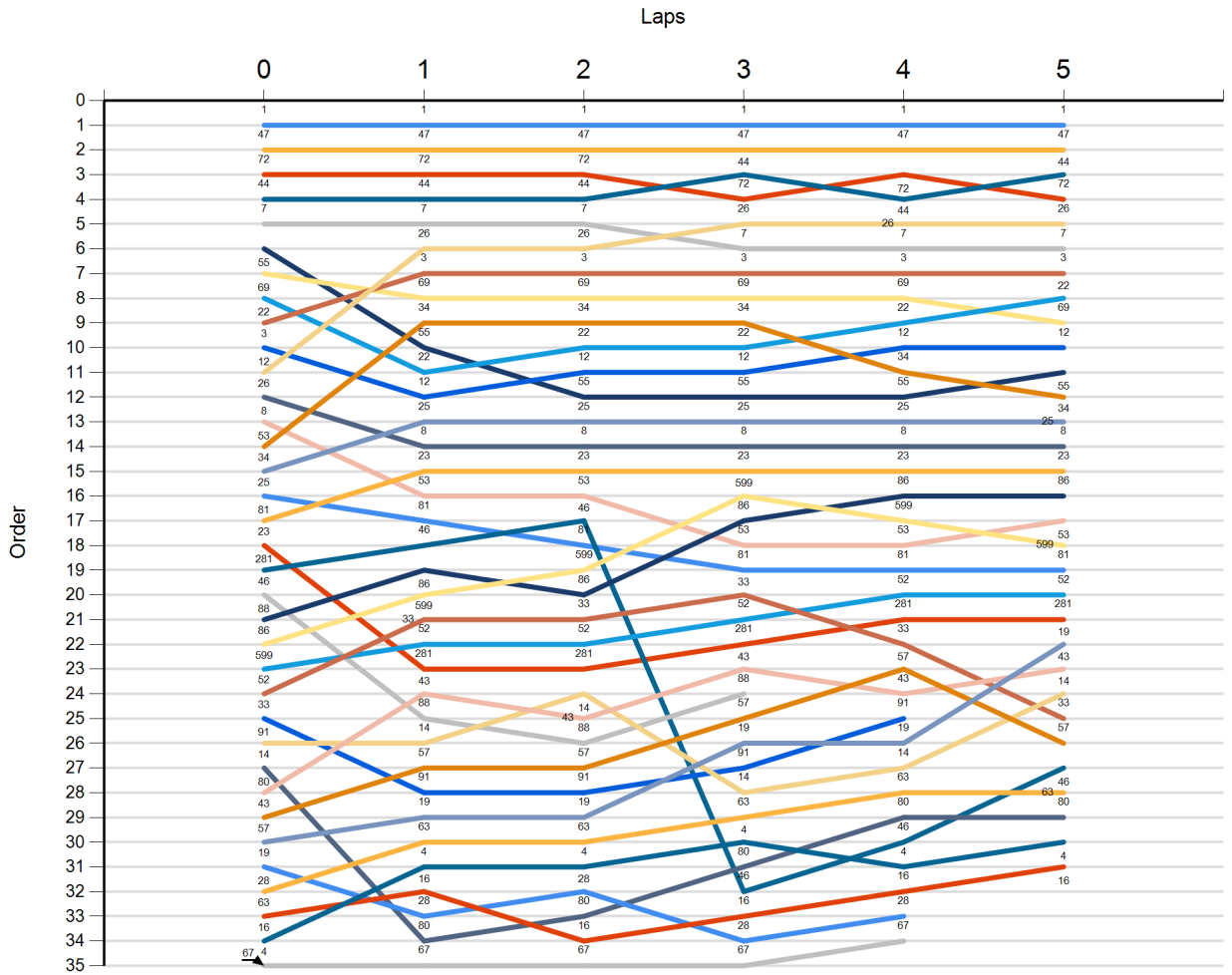
Nr	Pos	Grid	1	2	3	4	5
1	1	1	1	1	1	1	1
47	2	47	47	47	47	47	47
72	3	72	72	72	44	72	44
44	4	44	44	44	72	44	72
7	5	7	7	7	26	26	26
55	6	55	26	26	7	7	7
69	7	69	3	3	3	3	3
22	8	22	69	69	69	69	22
3	9	3	34	34	34	22	69
12	10	12	55	22	22	12	12
26	11	26	22	12	12	34	55
8	12	8	12	55	55	55	34
53	13	53	25	25	25	25	25
34	14	34	8	8	8	8	8
25	15	25	23	23	23	23	23
81	16	81	53	53	599	86	86
23	17	23	81	46	86	599	53
281	18	281	46	81	53	53	599
46	19	46	86	599	81	81	81
88	20	88	599	86	33	52	52
86	21	86	33	33	52	281	281
599	22	599	52	52	281	33	19
52	23	52	281	281	43	57	43
33	24	33	43	14	88	43	14
91	25	91	88	43	57	91	33
14	26	14	14	88	19	19	57
80	27	80	57	57	91	14	46
43	28	43	91	91	14	63	63
57	29	57	19	19	63	80	80
19	30	19	63	63	4	46	4
28	31	28	4	4	80	4	16
63	32	63	16	28	46	16	
16	33	16	28	80	16	28	
4	34	4	80	16	28	67	
67	35	67	67	67	67		

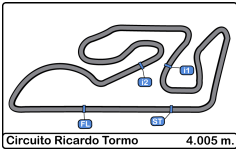


**Circuit Ricardo Tormo**  
**Caterham Cup ROADSPORT**  
**Race - 1**  
**Graphic Lap Chart**



- 1
- 47
- 72
- 44
- 7
- 55
- 69
- 22
- 3
- 12
- 26
- 8
- 53
- 34
- 25
- 81
- 23
- 281
- 46
- 88
- 86
- 599
- 52
- 33
- 91
- 14
- 80
- 43
- 19
- 28
- 63
- 16
- 4
- 67



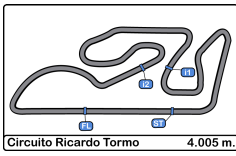


**Circuit Ricardo Tormo**  
**Caterham Cup ROADSPORT**  
**Race - 1**  
**Pit Stop Analysis**



N°	In Day Time	Driver	Nat	Team	Nat	Vehicle	Cat	In Time	Stop N°	Pit Time	Handicap	Penalty
----	-------------	--------	-----	------	-----	---------	-----	---------	---------	----------	----------	---------

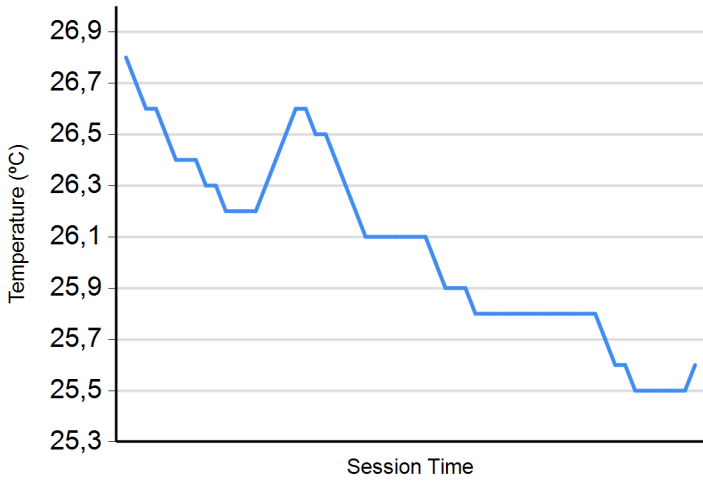




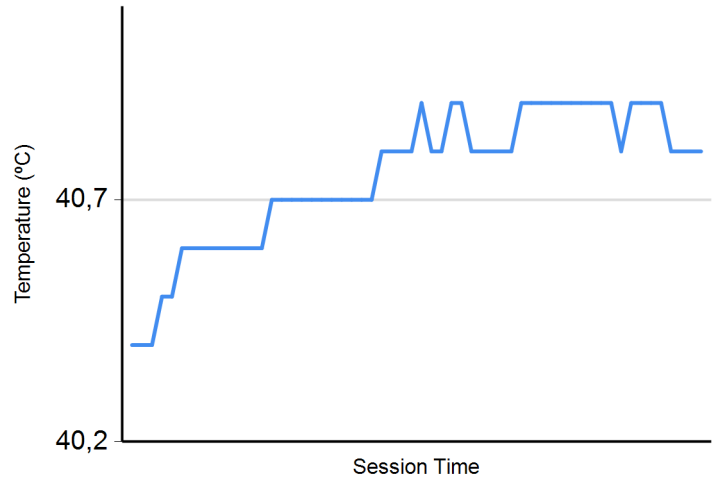
**Circuit Ricardo Tormo**  
**Caterham Cup ROADSPORT**  
**Race - 1**  
**Weather Report**



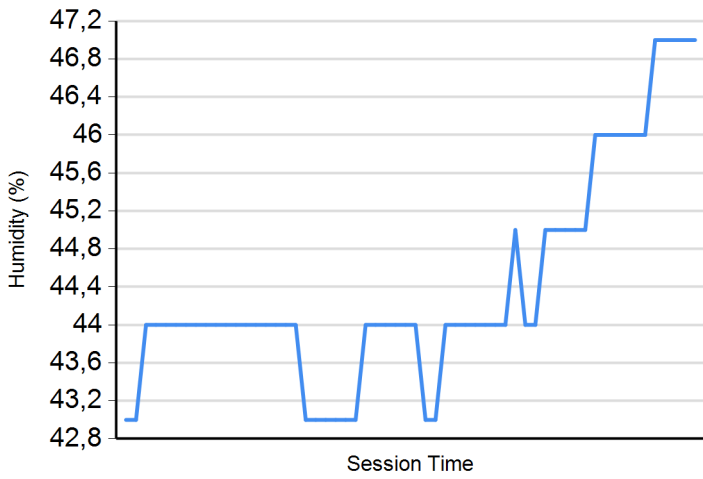
**Air Temperature**



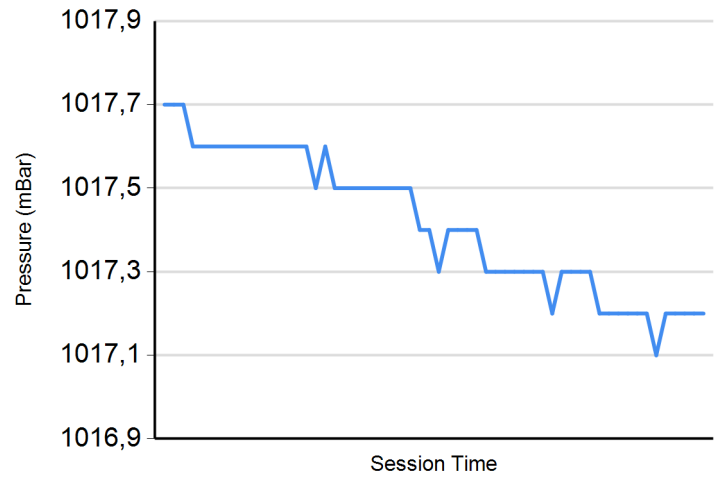
**Track Temperature**



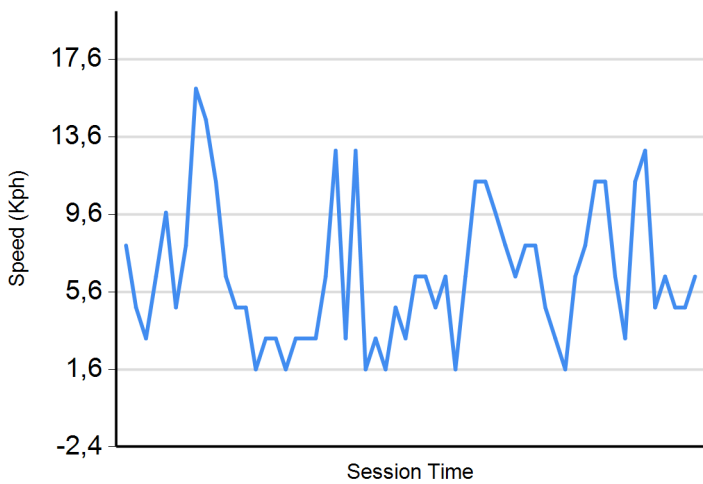
**Humidity**



**Pressure**



**Wind Speed**



**Wind direction**

North = 0°/360° Est = 90° South = 180° West = 270°

