

Circuit Ricardo Tormo
Caterham Cup 420R
Qualifying - 2
Provisional Results



Clas	N°	Driver	Nat	Team	Nat	Vehicle	Cat	Clas	Laps	Best	Time	Gap	Interval	Km/h
1	52	Leguem David	FRA	ST ELOI	FRA		A	1	13	11	1:47.111			134.6
2	19	Azar Jeremy	SEN	ROSSELSP	FRA		A	2	12	7	1:47.127	0.016	0.016	134.5
3	1	Jaubert Mathys	FRA	PALM	FRA		A	3	13	7	1:47.167	0.056	0.040	134.5
4	35	Gassin Bastien	FRA	ST ELOI	FRA		A	4	7	2	1:47.450	0.339	0.283	134.1
5	24	Noregral Bruno	FRA	PALM	FRA		A	5	11	9	1:47.459	0.348	0.009	134.1
6	18	Dallois Jean-Michel	FRA	IND	FRA		A	6	13	5	1:47.865	0.754	0.406	133.6
7	20	Chahinian Franck	FRA	CCF	FRA		A	7	11	3	1:47.876	0.765	0.011	133.6
8	29	Moussier Eric	FRA	CCF	FRA		A	8	13	3	1:47.933	0.822	0.057	133.5
9	2	Pretin Antoine	FRA	CCF	FRA		A	9	12	10	1:47.973	0.862	0.040	133.5
10	9	Bizet Henri	FRA	PALM	FRA		A	10	13	8	1:48.017	0.906	0.044	133.4
11	60	Chatelain Francis	FRA	PALM	FRA		B	1	13	3	1:48.067	0.956	0.050	133.4
12	59	Clay Tristan	CHE	CCF	FRA		A	11	13	7	1:48.103	0.992	0.036	133.3
13	23	Wehrlen Pascal	FRA	PALM	FRA		B	2	12	4	1:48.129	1.018	0.026	133.3
14	12	Griffon Arnaud	FRA	CCF	FRA		A	12	13	4	1:48.143	1.032	0.014	133.3
15	30	Gachnang Gary	FRA	PALM	FRA		A	13	13	4	1:48.217	1.106	0.074	133.2
16	11	Schmied Remy	FRA	IND	FRA		A	14	12	5	1:48.304	1.193	0.087	133.1
17	40	Labescat Franck	FRA	CCF	FRA		A	15	12	6	1:48.415	1.304	0.111	132.9
18	92	Loi Olivier	FRA	ST ELOI	FRA		B	3	13	11	1:48.652	1.541	0.237	132.6
19	44	* Girardot Alain	FRA	CCF	FRA		B	4	13	4	1:48.759	1.648	0.107	132.5
20	88	Mignatelli Arnaud	FRA	CCF	FRA		A	16	11	6	1:48.808	1.697	0.049	132.5
21	69	Quetaud Philippe	FRA	CCF	FRA		A	17	13	4	1:48.821	1.710	0.013	132.4
22	8	Senard Patrick	FRA	CCF	FRA		B	5	11	5	1:48.834	1.723	0.013	132.4
23	98	Guerin Olivier	FRA	CCF	FRA		A	18	12	7	1:48.851	1.740	0.017	132.4
24	75	Pinto Alexandre	FRA	ST ELOI	FRA		A	19	13	8	1:48.889	1.778	0.038	132.4
25	41	Meignan Pascal	FRA	ST ELOI	FRA		B	6	13	12	1:49.000	1.889	0.111	132.2
26	16	Huot Harold	FRA	ROSSELSP	FRA		A	20	13	6	1:49.096	1.985	0.096	132.1
27	74	Gossiaux Jean-Philippe	FRA	ST ELOI	FRA		A	21	12	7	1:49.180	2.069	0.084	132.0
28	25	Massoutre Olivier	FRA	CCF	FRA		B	7	11	3	1:49.306	2.195	0.126	131.9
29	3	Dallois Pierre-Emmanuel	FRA	IND	FRA		A	22	11	3	1:49.537	2.426	0.231	131.6
30	15	Cordel Hervé	FRA	CCF	FRA		B	8	8	6	1:49.786	2.675	0.249	131.3
31	63	Allaire Frédéric	FRA	ST ELOI	FRA		A	23	13	3	1:49.796	2.685	0.010	131.3
32	26	Delaisse François Clement	FRA	CCF	FRA		A	24	12	10	1:49.837	2.726	0.041	131.2
33	68	Antoni Christophe	FRA	IND	FRA		A	25	13	6	1:50.101	2.990	0.264	130.9
34	211	Trotin Arnaud	FRA	ROSSELSP	FRA		A	26	6	6	1:50.386	3.275	0.285	130.6
35	76	Gossiaux Philippe	FRA	ST ELOI	FRA		B	9	12	6	1:50.417	3.306	0.031	130.5
36	38	Boueix Claude	FRA	DOG RACING	FRA		B	10	12	11	1:50.790	3.679	0.373	130.1
37	32	Mignatelli Jean-Pierre	FRA	CCF	FRA		B	11	11	3	1:50.978	3.867	0.188	129.9

*** PENALTIES**

CAR 44 - Annulation temps, dépassent sous drapeau rouge, Art. 7 Règlement Sportif Caterham et Art. 8.21 Règlement Sportif Circuit FFSA

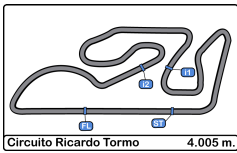
CARS 18,20,23,35,69,9,68,30 TIME DELETED DUE TRACK LIMITS

Published at:.....

Track Temp: 33.1 °C Air Temp: 24.8 °C Humidity: 45 % Track Status: DRY

Stewards:	Race Director:	Timekeeper:
------------------	-----------------------	------------------------





Circuit Ricardo Tormo
Caterham Cup 420R
Qualifying - 2



Provisional Results by Category

Clas	Nº	Driver	Nat	Team	Nat	Vehicle	Cat	Clas	Laps	Best	Time	Gap	Interval	Km/h
A														
1	52	Leguem David		ST ELOI			A	1	13	11	1:47.111			134.6
2	19	Azar Jeremy		ROSSELSP			A	2	12	7	1:47.127	0.016	0.016	134.5
3	1	Jaubert Mathys		PALM			A	3	13	7	1:47.167	0.056	0.040	134.5
4	35	Gassin Bastien		ST ELOI			A	4	7	2	1:47.450	0.339	0.283	134.1
5	24	Noregral Bruno		PALM			A	5	11	9	1:47.459	0.348	0.009	134.1
6	18	Dallois Jean-Michel		IND			A	6	13	5	1:47.865	0.754	0.406	133.6
7	20	Chahinian Franck		CCF			A	7	11	3	1:47.876	0.765	0.011	133.6
8	29	Moussier Eric		CCF			A	8	13	3	1:47.933	0.822	0.057	133.5
9	2	Pretin Antoine		CCF			A	9	12	10	1:47.973	0.862	0.040	133.5
10	9	Bizet Henri		PALM			A	10	13	8	1:48.017	0.906	0.044	133.4
11	59	Clay Tristan		CCF			A	11	13	7	1:48.103	0.992	0.086	133.3
12	12	Griffin Arnaud		CCF			A	12	13	4	1:48.143	1.032	0.040	133.3
13	30	Gachnang Gary		PALM			A	13	13	4	1:48.217	1.106	0.074	133.2
14	11	Schmied Remy		IND			A	14	12	5	1:48.304	1.193	0.087	133.1
15	40	Labescat Franck		CCF			A	15	12	6	1:48.415	1.304	0.111	132.9
16	88	Mignatelli Arnaud		CCF			A	16	11	6	1:48.808	1.697	0.393	132.5
17	69	Quetaud Philippe		CCF			A	17	13	4	1:48.821	1.710	0.013	132.4
18	98	Guerin Olivier		CCF			A	18	12	7	1:48.851	1.740	0.030	132.4
19	75	Pinto Alexandre		ST ELOI			A	19	13	8	1:48.889	1.778	0.038	132.4
20	16	Huot Harold		ROSSELSP			A	20	13	6	1:49.096	1.985	0.207	132.1
21	74	Gossiaux Jean-Philippe		ST ELOI			A	21	12	7	1:49.180	2.069	0.084	132.0
22	3	Dallois Pierre-Emmanuel		IND			A	22	11	3	1:49.537	2.426	0.357	131.6
23	63	Allaire Frédéric		ST ELOI			A	23	13	3	1:49.796	2.685	0.259	131.3
24	26	Delaisse François Clement		CCF			A	24	12	10	1:49.837	2.726	0.041	131.2
25	68	Antoni Christophe		IND			A	25	13	6	1:50.101	2.990	0.264	130.9
26	211	Trotin Arnaud		ROSSELSP			A	26	6	6	1:50.386	3.275	0.285	130.6
B														
1	60	Chatelain Francis		PALM			B	1	13	3	1:48.067			133.4
2	23	Wehrlen Pascal		PALM			B	2	12	4	1:48.129	0.062	0.062	133.3
3	92	Loi Olivier		ST ELOI			B	3	13	11	1:48.652	0.585	0.523	132.6
4	44 *	Girardot Alain		CCF			B	4	13	4	1:48.759	0.692	0.107	132.5
5	8	Senard Patrick		CCF			B	5	11	5	1:48.834	0.767	0.075	132.4
6	41	Meignan Pascal		ST ELOI			B	6	13	12	1:49.000	0.933	0.166	132.2
7	25	Massoutre Olivier		CCF			B	7	11	3	1:49.306	1.239	0.306	131.9
8	15	Cordel Hervé		CCF			B	8	8	6	1:49.786	1.719	0.480	131.3
9	76	Gossiaux Philippe		ST ELOI			B	9	12	6	1:50.417	2.350	0.631	130.5
10	38	Boueix Claude		DOG RACING			B	10	12	11	1:50.790	2.723	0.373	130.1
11	32	Mignatelli Jean-Pierre		CCF			B	11	11	3	1:50.978	2.911	0.188	129.9

*** PENALTIES**

CAR 44 - Annulation temps, dépassent sous drapeau rouge, Art. 7 Règlement Sportif Caterham et Art. 8.21 Règlement Sportif Circuit FFSA

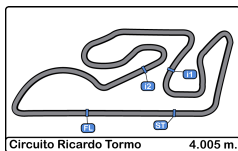
CARS 18,20,23,35,69,9,68,30 TIME DELETED DUE TRACK LIMITS

Published at:.....

Track Temp: 33.1 °C Air Temp: 24.8 °C Humidity: 45 % Track Status: DRY

Stewards:	Race Director:	Timekeeper:
------------------	-----------------------	------------------------

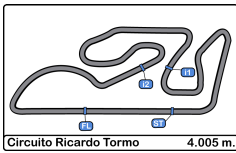




Circuit Ricardo Tormo
Caterham Cup 420R
Qualifying - 2
Lap Analysis



1 Jaubert Mathys							8 Senard Patrick						
A							PALM B						
Lap D	Time	Sector 1	Sector 2	Sector 3	T. Spd	Elapsed	Lap D	Time	Sector 1	Sector 2	Sector 3	T. Spd	Elapsed
1	11:42:14.549	11:41:04.408	39.650	30.491		11:42:14.549	1	11:42:47.043			11:42:47.043		11:42:47.043
2	1:47.622	40.359	37.597	29.666	205.1	11:44:02.171	2	3:42.086			11:46:29.129		11:46:29.129
3	1:48.993	40.498	38.070	30.425	210.5	11:45:51.164	3	1:53.432			11:48:22.561		11:48:22.561
4	1:52.321	40.633	41.505	30.183	211.1	11:47:43.485	4	1:51.250			11:50:13.811		11:50:13.811
5	1:50.551	41.914	38.679	29.958	208.0	11:49:34.036	5	1:48.834			11:52:02.645		11:52:02.645
6	1:49.183	40.745	38.542	29.896	208.0	11:51:23.219	6	1:52.761			11:53:55.406		11:53:55.406
7	1:47.167	40.126	37.550	29.491	212.3	11:53:10.386	7	2:10.704 P			11:56:06.110		11:56:06.110
8	1:47.270	40.150	37.593	29.527	208.6	11:54:57.656	8	4:51.858			12:00:57.968		12:00:57.968
9	2:14.661 P	39.991	43.778	50.892	212.3	11:57:12.317	9	1:53.026			12:02:50.994		12:02:50.994
10	3:52.178	2:43.941	38.033	30.204		12:01:04.495	10	1:52.710			12:04:43.704		12:04:43.704
11	1:47.257	40.030	37.515	29.712	216.2	12:02:51.752	11	2:27.940			12:07:11.644		12:07:11.644
12	1:47.329	40.079	37.761	29.489	211.1	12:04:39.081	9 Bizet Henri						
13	2:29.351 P	57.105	46.408	45.838	177.3	12:07:08.432							
2 Pretin Antoine							PALM A						
A							CCF						
Lap D	Time	Sector 1	Sector 2	Sector 3	T. Spd	Elapsed	Lap D	Time	Sector 1	Sector 2	Sector 3	T. Spd	Elapsed
1	11:43:09.507	11:41:52.048	45.110	32.349		11:43:09.507	1	11:42:14.920	11:41:03.465	40.350	31.105		11:42:14.920
2	1:51.239	41.559	39.236	30.444	204.5	11:45:00.746	2	1:48.381	40.786	37.830	29.765	213.0	11:44:03.301
3	1:49.722	40.628	39.186	29.908	212.3	11:46:50.468	3	1:48.932	41.121	38.031	29.780	208.0	11:45:52.233
4	1:48.107	40.100	37.970	30.037	211.7	11:48:38.575	4	1:48.226	40.494	37.901	29.831	211.1	11:47:40.459
5	1:48.237	40.524	37.878	29.835	202.8	11:50:26.812	5	1:54.495	42.468	42.064	29.963	213.0	11:49:34.954
6	1:49.159	40.374	38.084	30.701	203.9	11:52:15.971	6	1:49.191	40.324	39.068	29.799	211.1	11:51:24.145
7	1:50.581	41.455	38.011	31.115	194.5	11:54:06.552	7	1:49.861	41.624	38.499	29.738	217.5	11:53:14.006
8	2:15.951 P	45.390	39.776	50.785	170.2	11:56:22.503	8	1:48.017	40.337	37.883	29.797	212.3	11:55:02.023
9	4:40.265	3:27.904	41.680	30.681		12:01:02.768	9	2:28.794 P	40.387	47.275	1:01.132	215.5	11:57:30.817
10	1:47.973	40.091	37.910	29.972	213.6	12:02:50.741	10	3:41.562	2:31.955	39.594	30.013		12:01:12.379
11	1:48.023	40.335	37.796	29.892	205.1	12:04:38.764	11	4:50.573	40.521	38.299	31.753	215.5	12:03:02.952
12	2:22.071 P	49.064	45.547	47.460	210.5	12:07:00.835	12	1:48.114	40.198	38.041	29.875	214.2	12:04:51.066
13							13	2:34.196 P	55.947	52.263	45.986	213.0	12:07:25.262
3 Dallois Pierre-Emmanuel							11 Schmier Remy						
A							IND A						
Lap D	Time	Sector 1	Sector 2	Sector 3	T. Spd	Elapsed	Lap D	Time	Sector 1	Sector 2	Sector 3	T. Spd	Elapsed
1	11:42:43.314	11:41:25.675	44.217	33.422		11:42:43.314	1	11:42:20.353	11:41:10.046	39.866	30.441		11:42:20.353
2	1:50.529	41.327	38.960	30.242	207.4	11:44:33.843	2	1:50.595	41.620	38.554	30.421	210.5	11:44:10.948
3	1:49.537	41.039	38.476	30.022	205.7	11:46:23.380	3	1:49.704	41.442	38.255	30.007	210.5	11:46:00.652
4	1:49.980	41.000	38.630	30.350	203.9	11:48:13.360	4	2:09.697	41.175	49.405	39.117	213.0	11:48:10.349
5	1:49.730	41.177	38.426	30.127	205.7	11:50:03.090	5	1:48.304	40.435	38.035	29.834	206.3	11:49:58.653
6	1:49.663	41.036	38.718	29.909	205.7	11:51:52.753	6	2:18.541	43.730	1:01.307	33.504	206.8	11:52:17.194
7	1:49.728	40.991	38.452	30.285	202.2	11:53:42.481	7	1:49.725	40.716	37.876	31.133	206.8	11:54:06.919
8	2:01.413 P	41.188	38.744	41.481	204.5	11:55:43.894	8	2:07.094 P	40.876	37.963	48.255	204.5	11:56:14.013
9	5:10.692	4:01.160	38.901	30.631		12:00:54.586	9	4:49.493	3:39.414	39.647	30.432		12:01:03.506
10	1:49.951	41.247	38.517	30.187	202.2	12:02:44.537	10	1:53.732	40.727	38.321	34.684	208.6	12:02:57.238
11	2:04.677 P	42.646	43.392	38.639	202.2	12:04:49.214	11	1:49.011	40.771	38.396	29.844	208.6	12:04:46.249
12							12	2:32.552 P	53.149	48.470	50.933	194.0	12:07:18.801



Circuit Ricardo Tormo
Caterham Cup 420R
Qualifying - 2
Lap Analysis



12 Griffon Arnaud **18** Dallois Jean-Michel

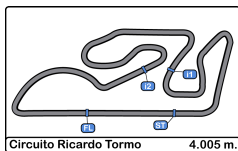
A							CCF		A					IND	
Lap	D	Time	Sector 1	Sector 2	Sector 3	T. Spd	Elapsed	Lap	D	Time	Sector 1	Sector 2	Sector 3	T. Spd	Elapsed
1		11:42:15.624	11:41:04.857	40.477	30.290		11:42:15.624	1		11:42:42.752	11:41:31.511	40.494	30.747		11:42:42.752
2		1:48.629		2:29.427	29.969	213.0	11:44:04.253	2		1:49.387	41.096	38.237	30.054	200.5	11:44:32.139
3		1:48.478	40.516	37.998	29.964	208.0	11:45:52.731	3		1:48.406	40.476	38.108	29.822	202.8	11:46:20.545
4		1:48.143	40.393	37.959	29.791	210.5	11:47:40.874	4		1:48.519	40.764	38.029	29.726	202.2	11:48:09.064
5		1:48.421	40.325	37.891	30.205	212.3	11:49:29.295	5		1:47.865	40.329	37.875	29.661	203.9	11:49:56.929
6		1:54.598	43.793	40.847	29.958	214.9	11:51:23.893	6		1:48.223	40.634	37.839	29.750	205.7	11:51:45.152
7		1:49.072	41.360	37.975	29.737	210.5	11:53:12.965	7		1:48.116	40.246	38.179	29.691	208.6	11:53:33.268
8		1:48.684	40.747	37.926	30.011	207.4	11:55:01.649	8		1:50.220	40.926	38.002	31.292	205.7	11:55:23.488
9		2:30.851 P	41.312	47.641	1:01.898	209.3	11:57:32.500	9		2:42.554 P	53.278	46.653	1:02.623	129.9	11:58:06.042
10		3:38.677	2:28.616	39.385	30.676		12:01:11.177	10		3:18.224	2:01.233	41.035	35.956		12:01:24.266
11		1:49.150	40.816	38.747	29.587	211.7	12:03:00.327	11		1:48.557	40.412	38.104	30.041	207.4	12:03:12.823
12		1:48.901	40.602	38.210	30.089	214.9	12:04:49.228	12		1:48.214	40.288	37.776	30.150	207.4	12:05:01.037
13		2:32.442 P	51.790	48.362	52.290	171.8	12:07:21.670	13		2:32.640 P	50.127	51.531	50.982	199.4	12:07:33.677

15 Cordel Hervé **19** Azar Jeremy

B							CCF		A					ROSSELS	
Lap	D	Time	Sector 1	Sector 2	Sector 3	T. Spd	Elapsed	Lap	D	Time	Sector 1	Sector 2	Sector 3	T. Spd	Elapsed
1		11:42:27.930	11:41:16.343	40.888	30.699		11:42:27.930	1		11:42:03.079	11:40:53.604	39.176	30.299		11:42:03.079
2		1:50.957	41.945	38.606	30.406	208.6	11:44:18.887	2		1:48.504	40.748	38.135	29.621	202.8	11:43:51.583
3		1:50.343	41.317	38.864	30.162	211.1	11:46:09.230	3		1:47.931	40.510	37.931	29.490	203.3	11:45:39.514
4		1:50.960	41.384	39.368	30.208	210.5	11:48:00.190	4		1:47.432	40.095	37.776	29.561	203.9	11:47:26.946
5		1:50.944	41.742	38.619	30.583	204.5	11:49:51.134	5		1:48.303	40.273	38.122	29.908	206.8	11:49:15.249
6		1:49.786	41.196	38.288	30.302	206.3	11:51:40.920	6		1:48.117	40.351	37.805	29.961	205.1	11:51:03.366
7		1:50.423	41.850	38.415	30.158	204.5	11:53:31.343	7		1:47.127	40.157	37.569	29.401	205.1	11:52:50.493
8		1:58.373 P	41.912	38.466	37.995	204.5	11:55:29.716	8		1:51.937	40.343	39.829	31.765	210.5	11:54:42.430
9		2:11.402 P		40.037	43.564	47.801	216.2	11:56:53.832	9		4:12.842	3:03.905	38.786	30.151	12:01:06.674
10		4:12.842		30.151				10		1:58.660	42.434	45.943	30.283	211.1	12:03:05.334
11		1:58.660		30.283				11		1:55.428 P	40.220	37.922	37.286	212.3	12:05:00.762
12		1:55.428 P		37.286				12							

16 Huot Harold **20** Chahinian Franck

A							ROSSELS		A					CCF	
Lap	D	Time	Sector 1	Sector 2	Sector 3	T. Spd	Elapsed	Lap	D	Time	Sector 1	Sector 2	Sector 3	T. Spd	Elapsed
1		11:42:19.827	11:41:08.697	40.345	30.785		11:42:19.827	1		11:42:15.060	11:41:04.315	40.705	30.040		11:42:15.060
2		1:51.740	41.972	39.499	30.269	209.3	11:44:11.567	2		1:48.327	40.842	38.195	29.290	214.2	11:44:03.387
3		1:49.476	41.145	38.351	29.980	211.1	11:46:01.043	3		1:47.876	40.249	37.996	29.631	214.2	11:45:51.263
4		1:49.485	41.034	38.206	30.245	213.0	11:47:50.528	4		1:48.566	40.207	38.332	30.027	216.8	11:47:39.829
5		1:56.007	43.357	39.885	32.765	211.7	11:49:46.535	5		1:57.039 P	40.462	38.210	38.367	211.1	11:49:36.868
6		1:49.096	40.894	38.120	30.082	204.5	11:51:35.631	6		1:48.443	2:17.568	41.135	29.740		11:53:05.311
7		1:49.122	40.670	38.379	30.073	207.4	11:53:24.753	7		1:48.592	40.446	38.015	30.131	211.7	11:54:53.903
8		1:48.998	40.616	38.083	30.299	208.0	11:55:13.751	8		2:25.684 P	43.125	48.751	53.808	209.9	11:57:19.587
9		2:40.202 P	48.889	44.252	1:07.061	205.1	11:57:53.953	9		3:50.853	2:40.987	39.546	30.320		12:01:10.440
10		3:19.599	2:09.314	39.754	30.531		12:01:13.552	10		1:48.501	40.713	37.980	29.808	211.7	12:02:58.941
11		1:49.863	40.684	38.742	30.437	206.3	12:03:03.415	11		1:57.118 P	40.521	40.256	36.341	210.5	12:04:56.059
12		1:49.110	40.540	38.490	30.080	214.9	12:04:52.525								
13		2:37.019 P	55.856	52.590	48.573	205.1	12:07:29.544								



Circuit Ricardo Tormo
Caterham Cup 420R
Qualifying - 2
Lap Analysis



23 Wehrlen Pascal **26** Delaisse François Clement

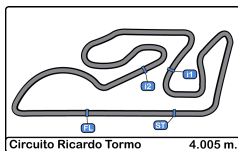
B						PALM					A					CCF
Lap	D	Time	Sector 1	Sector 2	Sector 3	T. Spd	Elapsed	Lap	D	Time	Sector 1	Sector 2	Sector 3	T. Spd	Elapsed	
1		11:42:12.648	11:41:02.637	39.584	30.427		11:42:12.648	1		11:42:43.595	11:41:26.084	44.393	33.118		11:42:43.595	
2		1:48.601	40.781	38.106	29.714	205.7	11:44:01.249	2		1:50.604	41.444	39.304	29.856	211.7	11:44:34.199	
3		1:48.638	40.651	37.780	30.207	209.9	11:45:49.887	3		1:49.940	41.212	38.728	30.000	205.1	11:46:24.139	
4		1:48.129	40.162	37.925	30.042	211.7	11:47:38.016	4		1:50.795	40.850	38.885	31.060	208.6	11:48:14.934	
5		1:48.422	40.648	37.842	29.932	212.3	11:49:26.438	5		1:51.516	42.223	38.935	30.358	205.7	11:50:06.450	
6		1:58.551	49.458	38.972	30.121	211.1	11:51:24.989	6		1:50.020	41.285	38.501	30.234	205.7	11:51:56.470	
7		1:49.668	41.440	38.578	29.650	214.2	11:53:14.657	7		1:50.443	41.122	38.852	30.469	206.8	11:53:46.913	
8		1:47.767	40.181	37.840	29.746	212.3	11:55:02.424	8		2:00.774 P	41.299	38.063	41.412	203.3	11:55:47.687	
9		2:31.253 P	40.970	47.588	1:02.695	214.2	11:57:33.677	9		5:09.017	3:58.959	39.347	30.711		12:00:56.704	
10		3:36.139	2:26.270	39.467	30.402		12:01:09.816	10		1:49.837	41.045	38.708	30.084	208.0	12:02:46.541	
11		1:49.880	42.046	38.049	29.785	212.3	12:02:59.696	11		1:52.089	41.919	39.509	30.661	211.7	12:04:38.630	
12		1:55.754 P	40.242	38.917	36.595	210.5	12:04:55.450	12		2:35.863 P	59.351	46.682	49.830	169.8	12:07:14.493	

24 Noregral Bruno **29** Moussier Eric

A						PALM					A					CCF
Lap	D	Time	Sector 1	Sector 2	Sector 3	T. Spd	Elapsed	Lap	D	Time	Sector 1	Sector 2	Sector 3	T. Spd	Elapsed	
1		11:42:09.104			11:42:09.104		11:42:09.104	1		11:42:10.351	11:41:00.317	39.456	30.578		11:42:10.351	
2		3:34.014			11:45:43.118		11:45:43.118	2		1:49.238	40.895	37.934	30.409	205.1	11:43:59.589	
3		1:52.302			11:47:35.420		11:47:35.420	3		1:47.933	40.632	37.792	29.509	207.4	11:45:47.522	
4		1:48.365			11:49:23.785		11:49:23.785	4		1:50.402	40.430	38.196	31.776	210.5	11:47:37.924	
5		1:51.139			11:51:14.924		11:51:14.924	5		1:51.099	41.596	38.629	30.874	196.7	11:49:29.023	
6		1:49.037			11:53:03.961		11:53:03.961	6		1:48.014	40.478	37.833	29.703	208.0	11:51:17.037	
7		1:59.363			11:55:03.324		11:55:03.324	7		1:51.560	41.755	40.151	29.654	211.7	11:53:08.597	
8		6:11.382			12:01:14.706		12:01:14.706	8		1:48.442	40.777	37.939	29.726	206.8	11:54:57.039	
9		1:47.459			12:03:02.165		12:03:02.165	9		2:19.430 P	41.580	43.950	53.900	209.3	11:57:16.469	
10		1:48.895			12:04:51.060		12:04:51.060	10		3:51.178	2:41.574	39.780	29.824		12:01:07.647	
11		2:32.308			12:07:23.368		12:07:23.368	11		1:48.558	40.351	37.881	30.326	212.3	12:02:56.205	

25 Massoutre Olivier

B						CCF					30					PALM				
Lap	D	Time	Sector 1	Sector 2	Sector 3	T. Spd	Elapsed	Lap	D	Time	Sector 1	Sector 2	Sector 3	T. Spd	Elapsed					
1		11:42:45.521	11:41:30.244	44.028	31.249		11:42:45.521	1		11:42:10.828	11:41:00.976	39.468	30.384		11:42:10.828					
2		1:49.920	41.363	38.459	30.098	212.3	11:44:35.441	2		1:49.530	41.142	38.283	30.105	211.1	11:44:00.358					
3		1:49.306	41.187	38.019	30.100	209.3	11:46:24.747	3		1:49.100	40.623	38.050	30.427	216.8	11:45:49.458					
4		1:49.993	41.000	38.356	30.637	211.7	11:48:14.740	4		1:48.217	40.232	37.927	30.058	209.9	11:47:37.675					
5		1:49.860	41.195	38.426	30.239	205.1	11:50:04.600	5		1:48.333	40.607	37.809	29.917	213.0	11:49:26.008					
6		1:49.878	41.229	38.641	30.008	206.8	11:51:54.478	6		1:48.950	41.075	38.014	29.861	203.9	11:51:14.958					
7		1:49.667	40.979	38.280	30.408	206.8	11:53:44.145	7		1:49.901	40.932	38.986	29.983	201.1	11:53:04.859					
8		2:01.508 P	41.032	38.477	41.999	206.3	11:55:45.653	8		1:48.413	40.591	37.766	30.056	207.4	11:54:53.272					
9		5:10.336	4:00.389	39.445	30.502		12:00:55.989	9		2:11.688 P	40.846	41.898	48.944	204.5	11:57:04.960					
10		1:49.996	41.072	38.528	30.396	204.5	12:02:45.985	10		4:00.302	2:50.889	39.133	30.280		12:01:05.262					
11		2:01.702 P	41.479	38.699	41.524	206.3	12:04:47.687	11		1:48.713	40.792	37.862	30.059	208.6	12:02:53.975					
								12		1:48.633	40.302	38.055	30.276	213.0	12:04:42.608					
								13		2:07.055 P	45.072	41.550	40.433	190.9	12:06:49.663					



Circuit Ricardo Tormo
Caterham Cup 420R
Qualifying - 2
Lap Analysis



32 Mignatelli Jean-Pierre

41 Meignan Pascal

B							CCF		B						ST ELOI	
Lap	D	Time	Sector 1	Sector 2	Sector 3	T. Spd	Elapsed	Lap	D	Time	Sector 1	Sector 2	Sector 3	T. Spd	Elapsed	
1		11:42:45.142	11:41:32.139	40.934	32.069		11:42:45.142	1		11:42:20.005	11:41:09.749	39.949	30.307		11:42:20.005	
2		1:51.087	42.313	38.583	30.191	207.4	11:44:36.229	2		1:50.435	41.469	38.760	30.206	213.6	11:44:10.440	
3		1:50.978	41.390	38.738	30.850	208.6	11:46:27.207	3		1:49.882	41.356	38.502	30.024	208.0	11:46:00.322	
4		1:51.562	41.854	38.959	30.749	203.9	11:48:18.769	4		1:49.877	41.287	38.488	30.102	208.0	11:47:50.199	
5		1:51.330	41.568	38.688	31.074	202.8	11:50:10.099	5		1:50.285	41.952	38.134	30.199	208.6	11:49:40.484	
6		2:01.089 P	41.606	39.057	40.426	202.8	11:52:11.188	6		1:50.407	41.381	38.826	30.200	206.8	11:51:30.891	
7		2:42.092	1:31.462	38.847	31.783		11:54:53.280	7		1:49.385	41.193	38.360	29.832	208.0	11:53:20.276	
8		2:17.875 P	43.122	42.800	51.953	198.8	11:57:11.155	8		1:49.892	41.338	38.365	30.189	209.3	11:55:10.168	
9		3:55.715	2:46.290	38.857	30.568		12:01:06.870	9		2:37.213 P	43.799	45.269	1:08.145	208.0	11:57:47.381	
10		1:53.015	42.198	38.555	32.262	206.3	12:02:59.885	10		3:28.673	2:18.925	39.351	30.397		12:01:16.054	
11		2:18.386 P	48.029	42.482	47.875	200.0	12:05:18.271	11		1:49.574	40.778	38.713	30.083	216.2	12:03:05.628	

35 Gassin Bastien

44 Girardot Alain

A							ST ELOI	
Lap	D	Time	Sector 1	Sector 2	Sector 3	T. Spd	Elapsed	
1		11:47:44.482			11:47:44.482		11:47:44.482	
2		1:47.450			11:49:31.932		11:49:31.932	
3		1:51.115			11:51:23.047		11:51:23.047	
4		1:50.256			11:53:13.303		11:53:13.303	
5		1:47.232			11:55:00.535		11:55:00.535	
6		2:27.458 P			11:57:27.993		11:57:27.993	
7		5:27.197			12:02:55.190		12:02:55.190	

44 Girardot Alain

B							CCF	
Lap	D	Time	Sector 1	Sector 2	Sector 3	T. Spd	Elapsed	
1		11:42:10.507	11:41:00.720	39.350	30.437		11:42:10.507	
2		1:49.681	41.233	38.295	30.153	209.9	11:44:00.188	
3		1:48.166	40.561	37.798	29.807	210.5	11:45:48.354	
4		1:48.759	40.520	37.943	30.296	208.6	11:47:37.113	
5		1:48.999	40.686	37.933	30.380	205.7	11:49:26.112	
6		1:50.426	41.237	38.110	31.079	209.3	11:51:16.538	
7		1:50.255	41.951	38.444	29.860	209.3	11:53:06.793	
8		1:49.305	40.784	38.304	30.217	208.0	11:54:56.098	
9		2:12.023 P	40.948	40.960	50.115	206.8	11:57:08.121	
10		3:57.630	2:48.962	38.673	29.995		12:01:05.751	
11		1:48.891	40.811	38.023	30.057	212.3	12:02:54.642	
12		1:49.187	40.907	37.916	30.364	211.7	12:04:43.829	
13		2:22.618 P	48.747	45.481	48.390	198.8	12:07:06.447	

38 Boueix Claude

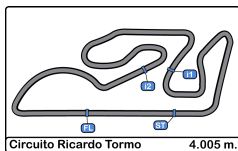
52 Leguem David

B							DOG RACING	
Lap	D	Time	Sector 1	Sector 2	Sector 3	T. Spd	Elapsed	
1		11:42:47.888	11:41:34.338	42.102	31.448		11:42:47.888	
2		1:52.141	42.712	38.780	30.649	203.3	11:44:40.029	
3		1:51.124	41.643	38.955	30.526	201.6	11:46:31.153	
4		1:51.510	41.888	38.858	30.764	202.2	11:48:22.663	
5		1:51.246	41.867	38.832	30.547	200.0	11:50:13.909	
6		1:51.389	41.732	39.003	30.654	201.6	11:52:05.298	
7		1:51.393	41.932	38.371	31.090	200.5	11:53:56.691	
8		2:02.376 P	41.703	38.795	41.878	202.8	11:55:59.067	
9		5:05.288	3:55.346	39.582	30.360		12:01:04.355	
10		1:52.797	41.947	39.521	31.329	206.3	12:02:57.152	
11		1:50.790	41.603	38.850	30.337	206.3	12:04:47.942	
12		2:32.026 P	52.375	48.243	51.408	181.8	12:07:19.968	

A							ST ELOI	
Lap	D	Time	Sector 1	Sector 2	Sector 3	T. Spd	Elapsed	
1		11:41:59.358	11:40:50.743	38.446	30.169		11:41:59.358	
2		1:48.223	40.619	37.878	29.726	200.0	11:43:47.581	
3		1:47.615	40.367	37.735	29.513	202.2	11:45:35.196	
4		1:47.303	40.081	37.646	29.576	204.5	11:47:22.499	
5		1:47.959	40.592	37.708	29.659	202.2	11:49:10.458	
6		1:47.566	40.309	37.663	29.594	202.8	11:50:58.024	
7		1:47.419	40.192	37.619	29.608	202.8	11:52:45.443	
8		1:49.149	40.626	37.672	30.851	202.8	11:54:34.592	
9		2:06.466 P	40.304	42.931	43.231	203.9	11:56:41.058	
10		4:19.097	3:10.486	38.960	29.651		12:01:00.155	
11		1:47.111	40.171	37.557	29.383	205.7	12:02:47.266	
12		1:49.157	40.539	38.507	30.111	210.5	12:04:36.423	
13		2:04.066 P	42.405	41.245	40.416	202.2	12:06:40.489	

40 Labescat Franck

A							CCF	
Lap	D	Time	Sector 1	Sector 2	Sector 3	T. Spd	Elapsed	
1		11:43:08.531	11:41:43.979	50.634	33.918		11:43:08.531	
2		1:51.862	42.211	38.942	30.709	189.4	11:45:00.393	
3		1:49.859	41.453	38.304	30.102	198.8	11:46:50.252	
4		1:48.760	41.011	37.974	29.775	202.2	11:48:39.012	
5		1:48.712	40.480	38.536	29.696	210.5	11:50:27.724	
6		1:48.415	40.224	38.323	29.868	208.6	11:52:16.139	
7		1:48.860	40.627	38.160	30.073	208.6	11:54:04.999	
8		2:06.819 P	40.536	38.138	48.145	203.9	11:56:11.818	
9		4:50.787	3:38.247	40.858	31.682		12:01:02.605	
10		1:51.242	40.790	37.835	32.617	203.9	12:02:53.847	
11		1:49.302	40.872	37.988	30.442	208.6	12:04:43.149	
12		2:21.077 P	48.745	45.502	46.830	172.6	12:07:04.226	



Circuit Ricardo Tormo
Caterham Cup 420R
Qualifying - 2
Lap Analysis



59 Clay Tristan **68** Antoni Christophe

A						CCF	A						IND
Lap D	Time	Sector 1	Sector 2	Sector 3	T. Spd	Elapsed	Lap D	Time	Sector 1	Sector 2	Sector 3	T. Spd	Elapsed
1	11:42:11.127	11:41:01.460	39.399	30.268		11:42:11.127	1	11:42:22.038	11:41:11.064	40.361	30.613		11:42:22.038
2	1:49.397	41.197	38.226	29.974	212.3	11:44:00.524	2	1:51.179	42.013	38.758	30.408	214.2	11:44:13.217
3	1:48.400	40.852	37.880	29.668	216.2	11:45:48.924	3	1:50.698	41.455	38.715	30.528	208.0	11:46:03.915
4	1:48.503	40.428	37.879	30.196	209.3	11:47:37.427	4	1:50.183	41.162	38.733	30.288	209.3	11:47:54.098
5	1:50.217	40.572	39.064	30.581	209.9	11:49:27.644	5	1:50.723	41.508	38.724	30.491	206.3	11:49:44.821
6	1:48.304	40.572	37.800	29.932	206.8	11:51:15.948	6	1:50.101	41.147	38.587	30.367	208.0	11:51:34.922
7	1:48.103	40.363	37.853	29.887	205.7	11:53:04.051	7	1:50.650	41.155	39.230	30.265	206.3	11:53:25.572
8	1:54.659	44.838	40.139	29.682	201.1	11:54:58.710	8	1:50.639	41.003	39.007	30.629	210.5	11:55:16.211
9	2:24.824 P	41.551	46.764	56.509	208.6	11:57:23.534	9	2:44.432 P	57.957	48.149	58.326	205.1	11:58:00.643
10	3:45.869	2:35.668	39.017	31.184		12:01:09.403	10	3:21.106	2:11.402	39.188	30.516		12:01:21.749
11	1:48.208	40.709	37.894	29.605	205.1	12:02:57.611	11	1:51.838	41.155	38.367	32.316	213.0	12:03:13.587
12	1:48.416	40.562	37.873	29.981	213.6	12:04:46.027	12	1:51.074	41.545	38.691	30.838	214.2	12:05:04.661
13	2:31.848 P	52.788	48.567	50.493	200.5	12:07:17.875	13	2:38.919 P	51.500	53.934	53.485	196.1	12:07:43.580

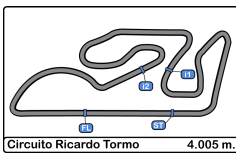
60 Chatelain Francis **69** Quetaud Philippe

B						PALM	A						CCF
Lap D	Time	Sector 1	Sector 2	Sector 3	T. Spd	Elapsed	Lap D	Time	Sector 1	Sector 2	Sector 3	T. Spd	Elapsed
1	11:42:15.519	11:41:03.997	40.677	30.845		11:42:15.519	1	11:42:11.539	11:41:01.806	39.494	30.239		11:42:11.539
2	1:50.018	41.426	38.383	30.209	211.1	11:44:05.537	2	1:49.668	41.121	38.510	30.037	211.7	11:44:01.207
3	1:48.067	40.705	37.669	29.693	208.6	11:45:53.604	3	1:49.225	41.032	38.155	30.038	202.2	11:45:50.432
4	1:48.311	40.721	37.893	29.697	209.3	11:47:41.915	4	1:48.821	40.389	38.209	30.223	209.3	11:47:39.253
5	1:48.629	40.704	37.948	29.977	209.3	11:49:30.544	5	1:50.377	41.337	38.293	30.747	205.7	11:49:29.630
6	1:51.165	42.764	38.311	30.090	209.3	11:51:21.709	6	1:53.474	42.716	40.222	30.536	211.7	11:51:23.104
7	1:49.337	41.111	38.616	29.610	204.5	11:53:11.046	7	1:55.230	43.836	41.051	30.343	204.5	11:53:18.334
8	1:48.188	40.462	37.926	29.800	211.7	11:54:59.234	8	1:49.162	40.742	38.224	30.196	208.6	11:55:07.496
9	2:22.042 P	40.737	46.455	54.850	212.3	11:57:21.276	9	2:38.499 P	40.806	50.273	1:07.411	206.8	11:57:45.986
10	3:50.680	2:40.791	39.770	30.119		12:01:11.956	10	3:43.323	2:29.216	42.326	31.781		12:01:29.309
11	1:49.445	41.530	38.096	29.819	211.1	12:03:01.401	11	1:49.534	40.877	38.205	30.449	203.3	12:03:18.840
12	1:50.252	40.711	39.594	29.947	210.5	12:04:51.653	12	1:49.036	40.623	38.347	30.066	204.5	12:05:07.876
13	2:36.150 P	56.331	52.376	47.443	182.2	12:07:27.803	13	2:40.403 P	57.093	54.956	48.354	201.6	12:07:48.279

63 Allaire Frédéric **74** Gossiaux Jean-Philippe

A						ST ELOI	A						ST ELOI
Lap D	Time	Sector 1	Sector 2	Sector 3	T. Spd	Elapsed	Lap D	Time	Sector 1	Sector 2	Sector 3	T. Spd	Elapsed
1	11:42:21.826	11:41:10.889	40.077	30.860		11:42:21.826	1	11:42:21.472	11:41:10.756	39.660	31.056		11:42:21.472
2	1:50.394	41.490	38.606	30.298	209.3	11:44:12.220	2	1:50.556	41.492	38.615	30.449	205.7	11:44:12.028
3	1:49.796	41.169	38.395	30.232	214.2	11:46:02.016	3	1:49.511	41.139	38.311	30.061	211.1	11:46:01.539
4	1:49.819	41.379	38.359	30.081	209.3	11:47:51.835	4	1:49.195	40.821	38.358	30.016	210.5	11:47:50.734
5	1:50.057	41.074	38.797	30.186	206.8	11:49:41.892	5	1:49.833	40.957	38.219	30.657	215.5	11:49:40.567
6	1:50.133	41.544	38.313	30.276	205.7	11:51:32.025	6	1:51.096	41.895	38.639	30.562	200.5	11:51:31.663
7	1:50.308	41.354	38.621	30.333	211.1	11:53:22.333	7	1:49.180	41.008	38.152	30.020	206.8	11:53:20.843
8	1:51.359	41.345	38.952	31.062	206.8	11:55:13.692	8	1:51.092	41.534	38.788	30.770	208.6	11:55:11.935
9	2:41.930 P	59.489	47.747	54.694	179.5	11:57:55.622	9	2:39.579 P	44.662	43.278	1:11.639	204.5	11:57:51.514
10	3:22.997	2:12.982	39.072	30.943		12:01:18.619	10	3:26.691	2:16.585	39.057	31.049		12:01:18.205
11	1:49.809	41.011	38.478	30.320	211.7	12:03:08.428	11	1:49.192	40.736	38.259	30.197	206.8	12:03:07.397
12	1:50.252	41.124	38.836	30.292	208.0	12:04:58.680	12	1:57.667 P	41.618	38.563	37.486	214.9	12:05:05.064
13	2:39.695 P	54.984	52.129	52.582	162.8	12:07:38.375							





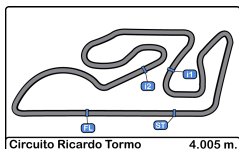
Circuit Ricardo Tormo
Caterham Cup 420R
Qualifying - 2
Lap Analysis



75 Pinto Alexandre						92 Loi Olivier									
A			ST ELOI			B			ST ELOI						
Lap	D	Time	Sector 1	Sector 2	Sector 3	T. Spd	Elapsed	Lap	D	Time	Sector 1	Sector 2	Sector 3	T. Spd	Elapsed
1		11:42:16.827	11:41:05.498	40.640	30.689		11:42:16.827	1		11:42:18.856	11:41:09.439	39.304	30.113		11:42:18.856
2		1:50.369	41.376	38.574	30.419	206.8	11:44:07.196	2		1:49.050	40.999	38.235	29.816	208.6	11:44:07.906
3		1:50.818	42.078	38.347	30.393	206.8	11:45:58.014	3		1:50.072		2:28.070	30.053	211.1	11:45:57.978
4		1:49.525	41.322	38.219	29.984	206.8	11:47:47.539	4		1:49.323	40.800	38.368	30.155	208.0	11:47:47.301
5		1:48.914	40.851	38.126	29.937	215.5	11:49:36.453	5		1:49.821	41.385	38.354	30.082	206.3	11:49:37.122
6		1:51.615	40.845	39.399	31.371	211.1	11:51:28.068	6		1:50.488	40.861	38.956	30.671	209.3	11:51:27.610
7		1:49.554	40.839	38.595	30.120	213.6	11:53:17.622	7		1:49.056	40.836	38.339	29.881	213.6	11:53:16.666
8		1:48.889	40.529	38.241	30.119	210.5	11:55:06.511	8		1:49.207	40.736	38.312	30.159	211.7	11:55:05.873
9		2:36.477 P	40.863	48.707	1:06.907	211.7	11:57:42.988	9		2:34.360 P	40.946	47.734	1:05.680	208.6	11:57:40.233
10		3:33.883	2:23.975	39.180	30.728		12:01:16.871	10		3:34.692	2:24.852	39.750	30.090		12:01:14.925
11		1:50.268	41.132	38.744	30.392	211.1	12:03:07.139	11		1:48.652	40.573	38.215	29.864	216.2	12:03:03.577
12		1:49.906	41.176	38.548	30.182	216.8	12:04:57.045	12		1:49.186	40.743	38.667	29.776	216.2	12:04:52.763
13		2:40.375 P	52.682	55.112	52.581	172.2	12:07:37.420	13		2:38.172 P	56.040	52.694	49.438	206.8	12:07:30.935

76 Gossiaux Philippe						98 Guerin Olivier									
B			ST ELOI			A			CCF						
Lap	D	Time	Sector 1	Sector 2	Sector 3	T. Spd	Elapsed	Lap	D	Time	Sector 1	Sector 2	Sector 3	T. Spd	Elapsed
1		11:42:27.185	11:41:14.657	41.173	31.355		11:42:27.185	1		11:42:17.559	11:41:06.215	40.429	30.915		11:42:17.559
2		1:51.556	41.650	39.133	30.773	203.3	11:44:18.741	2		1:49.794	41.214	38.653	29.927	209.3	11:44:07.353
3		1:51.985	42.031	39.150	30.804	205.7	11:46:10.726	3		1:49.977	41.101	38.568	30.308	213.6	11:45:57.330
4		1:51.593	41.939	38.949	30.705	206.3	11:48:02.319	4		1:48.901	40.916	38.065	29.920	209.9	11:47:46.231
5		1:51.157	41.804	38.700	30.653	209.3	11:49:53.476	5		1:49.517	41.003	38.363	30.151	207.4	11:49:35.748
6		1:50.417	41.220	38.612	30.585	208.0	11:51:43.893	6		1:51.560	40.579	40.203	30.778	209.3	11:51:27.308
7		2:03.087 P	41.257	39.764	42.066	207.4	11:53:46.980	7		1:48.851	40.651	38.385	29.815	209.3	11:53:16.159
8		3:17.081 P	1:39.794	46.351	50.936		11:57:04.061	8		1:49.095	40.627	38.214	30.254	213.0	11:55:05.254
9		4:11.852	3:01.393	39.793	30.666		12:01:15.913	9		2:33.650 P	41.104	47.700	1:04.846	206.3	11:57:38.904
10		1:51.028	41.660	38.806	30.562	208.6	12:03:06.941	10		3:42.261	2:32.662	39.109	30.490		12:01:21.165
11		1:52.329	42.459	39.202	30.668	208.0	12:04:59.270	11		1:49.105	41.017	38.117	29.971	206.3	12:03:10.270
12		2:41.695 P	55.599	54.144	51.952	166.6	12:07:40.965	12		2:02.924 P	41.150	39.110	42.664	208.6	12:05:13.194

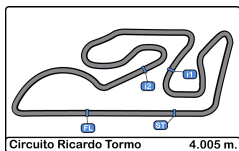
88 Mignatelli Arnaud						211 Trotin Arnaud									
A			CCF			A			ROSSELS P						
Lap	D	Time	Sector 1	Sector 2	Sector 3	T. Spd	Elapsed	Lap	D	Time	Sector 1	Sector 2	Sector 3	T. Spd	Elapsed
1		11:43:01.164 P	11:41:35.015	43.947	42.202		11:43:01.164	1		11:42:24.697	11:41:08.528	44.532	31.637		11:42:24.697
2		2:32.109	1:22.608	38.602	30.899		11:45:33.273	2		1:51.303	42.042	38.897	30.364	201.1	11:44:16.000
3		1:49.443	41.037	38.044	30.362	200.0	11:47:22.716	3		1:52.571	41.551	39.038	31.982	202.2	11:46:08.571
4		1:49.187	41.123	38.008	30.056	202.2	11:49:11.903	4		1:53.183	41.926	40.496	30.761	203.9	11:48:01.754
5		1:48.907	40.849	37.937	30.121	202.8	11:51:00.810	5		1:50.851	41.669	38.782	30.400	204.5	11:49:52.605
6		1:48.808	40.713	37.968	30.127	203.3	11:52:49.618	6		1:50.386	41.100	38.842	30.444	206.3	11:51:42.991
7		1:52.499	42.470	38.311	31.718	203.9	11:54:42.117	7			41.627	39.632		203.9	
8		2:14.433 P	40.996	43.440	49.997	202.8	11:56:56.550								
9		4:18.207	3:02.305	40.108	35.794		12:01:14.757								
10		1:50.067	41.461	38.382	30.224	210.5	12:03:04.824								
11		2:21.886 P	41.148	37.914	1:02.824	209.9	12:05:26.710								



Circuit Ricardo Tormo
Caterham Cup 420R
Qualifying - 2
Best Sectors Results



Sector - 1			Sector - 2			Sector - 3			Ideal Lap vs Best Lap						
Clas	Nº	Driver	Time	Nº	Driver	Time	Nº	Driver	Time	Clas	Nº	Driver	Ideal Lap	Best Lap	Clas
1	1	Jaubert Mathys	39.991	1	Jaubert Mathys	37.515	20	Chahinian Franck	29.290	1	1	Jaubert Mathys	1:46.995	1:47.167	3
2	19	Azar Jeremy	40.037	52	Leguem David	37.557	52	Leguem David	29.383	2	19	Azar Jeremy	1:47.007	1:47.127	2
3	52	Leguem David	40.081	19	Azar Jeremy	37.569	19	Azar Jeremy	29.401	3	52	Leguem David	1:47.021	1:47.111	1
4	2	Pretin Antoine	40.091	60	Chatelain Francis	37.669	1	Jaubert Mathys	29.489	4	20	Chahinian Franck	1:47.477	1:47.876	7
5	23	Wehrlen Pascal	40.162	29	Moussier Eric	37.746	29	Moussier Eric	29.509	5	29	Moussier Eric	1:47.558	1:47.933	8
6	9	Bizet Henri	40.198	30	Gachnang Gary	37.766	12	Griffon Arnaud	29.587	6	23	Wehrlen Pascal	1:47.592	1:48.129	13
7	20	Chahinian Franck	40.207	18	Dallois Jean-Michel	37.776	59	Clay Tristan	29.605	7	18	Dallois Jean-Michel	1:47.683	1:47.865	6
8	40	Labescat Franck	40.224	23	Wehrlen Pascal	37.780	60	Chatelain Francis	29.610	8	2	Pretin Antoine	1:47.722	1:47.973	9
9	30	Gachnang Gary	40.232	2	Pretin Antoine	37.796	23	Wehrlen Pascal	29.650	9	60	Chatelain Francis	1:47.741	1:48.067	11
10	18	Dallois Jean-Michel	40.246	44	Girardot Alain	37.798	18	Dallois Jean-Michel	29.661	10	40	Labescat Franck	1:47.755	1:48.415	17
11	29	Moussier Eric	40.303	59	Clay Tristan	37.800	40	Labescat Franck	29.696	11	9	Bizet Henri	1:47.766	1:48.017	10
12	12	Griffon Arnaud	40.325	9	Bizet Henri	37.830	9	Bizet Henri	29.738	12	59	Clay Tristan	1:47.768	1:48.103	12
13	59	Clay Tristan	40.363	40	Labescat Franck	37.835	92	Loi Olivier	29.776	13	12	Griffon Arnaud	1:47.803	1:48.143	14
14	69	Quetaud Philippe	40.389	11	Schmied Remy	37.876	44	Girardot Alain	29.807	14	30	Gachnang Gary	1:47.859	1:48.217	15
15	11	Schmied Remy	40.435	12	Griffon Arnaud	37.891	98	Guerin Olivier	29.815	15	44	Girardot Alain	1:48.125	1:48.759	19
16	60	Chatelain Francis	40.462	88	Mignatelli Arnaud	37.914	41	Meignan Pascal	29.832	16	11	Schmied Remy	1:48.145	1:48.304	16
17	44	Girardot Alain	40.520	20	Chahinian Franck	37.980	11	Schmied Remy	29.834	17	98	Guerin Olivier	1:48.459	1:48.851	23
18	75	Pinto Alexandre	40.529	25	Massoutre Olivier	38.019	2	Pretin Antoine	29.835	18	92	Loi Olivier	1:48.564	1:48.652	18
19	16	Huot Harold	40.540	26	Delaisse François Clement	38.063	26	Delaisse François Clement	29.856	19	69	Quetaud Philippe	1:48.581	1:48.821	21
20	92	Loi Olivier	40.573	98	Guerin Olivier	38.065	30	Gachnang Gary	29.861	20	75	Pinto Alexandre	1:48.592	1:48.889	24
21	98	Guerin Olivier	40.579	16	Huot Harold	38.083	3	Dallois Pierre-Emmanuel	29.909	21	16	Huot Harold	1:48.603	1:49.096	26
22	88	Mignatelli Arnaud	40.713	75	Pinto Alexandre	38.126	75	Pinto Alexandre	29.937	22	88	Mignatelli Arnaud	1:48.683	1:48.808	20
23	74	Gossiaux Jean-Philippe	40.736	41	Meignan Pascal	38.134	16	Huot Harold	29.980	23	41	Meignan Pascal	1:48.744	1:49.000	25
24	41	Meignan Pascal	40.778	74	Gossiaux Jean-Philippe	38.152	25	Massoutre Olivier	30.008	24	26	Delaisse François Clement	1:48.769	1:49.837	32
25	26	Delaisse François Clement	40.850	69	Quetaud Philippe	38.155	74	Gossiaux Jean-Philippe	30.016	25	74	Gossiaux Jean-Philippe	1:48.904	1:49.180	27
26	25	Massoutre Olivier	40.979	92	Loi Olivier	38.215	69	Quetaud Philippe	30.037	26	25	Massoutre Olivier	1:49.006	1:49.306	28
27	3	Dallois Pierre-Emmanuel	40.991	15	Cordel Hervé	38.288	88	Mignatelli Arnaud	30.056	27	3	Dallois Pierre-Emmanuel	1:49.326	1:49.537	29
28	68	Antoni Christophe	41.003	63	Allaire Frédéric	38.313	63	Allaire Frédéric	30.081	28	63	Allaire Frédéric	1:49.405	1:49.796	31
29	63	Allaire Frédéric	41.011	68	Antoni Christophe	38.367	15	Cordel Hervé	30.158	29	68	Antoni Christophe	1:49.635	1:50.101	33
30	21	Trotin Arnaud	41.100	38	Boueix Claude	38.371	32	Mignatelli Jean-Pierre	30.191	30	15	Cordel Hervé	1:49.642	1:49.786	30
31	15	Cordel Hervé	41.196	3	Dallois Pierre-Emmanuel	38.426	68	Antoni Christophe	30.265	31	32	Mignatelli Jean-Pierre	1:50.136	1:50.978	37
32	76	Gossiaux Philippe	41.220	32	Mignatelli Jean-Pierre	38.555	38	Boueix Claude	30.337	32	211	Trotin Arnaud	1:50.246	1:50.386	34
33	32	Mignatelli Jean-Pierre	41.390	76	Gossiaux Philippe	38.612	211	Trotin Arnaud	30.364	33	38	Boueix Claude	1:50.311	1:50.790	36
34	38	Boueix Claude	41.603	211	Trotin Arnaud	38.782	76	Gossiaux Philippe	30.562	34	76	Gossiaux Philippe	1:50.394	1:50.417	35
35	24	Noregral Bruno	Transpo	24	Noregral Bruno	Transpo	24	Noregral Bruno	Transpo	35	24	Noregral Bruno	Transpo	1:47.459	5
36	8	Senard Patrick	Transpo	8	Senard Patrick	Transpo	8	Senard Patrick	Transpo	36	8	Senard Patrick	Transpo	1:48.834	22
37	35	Gassin Bastien	Transpo	35	Gassin Bastien	Transpo	35	Gassin Bastien	Transpo	37	35	Gassin Bastien	Transpo	1:47.450	4

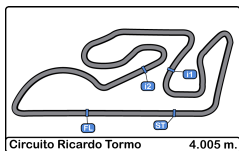


Circuit Ricardo Tormo
Caterham Cup 420R
Qualifying - 2
Best 5 Lap Times



Cls	N°	Driver	Nat	Team	Nat	Vehicle	Cat	Cls	Best 1		Best 2		Best 3		Best 4		Best 5	
									Time	Lap	Time	Lap	Time	Lap	Time	Lap	Time	Lap
1	52	Leguem David	FRA	ST ELOI	FRA		A	1	1:47.111	11	1:47.303	4	1:47.419	7	1:47.566	6	1:47.615	3
2	19	Azar Jeremy	SEN	ROSSELSP	FRA		A	2	1:47.127	7	1:47.432	4	1:47.931	3	1:48.117	6	1:48.303	5
3	1	Jaubert Mathys	FRA	PALM	FRA		A	3	1:47.167	7	1:47.257	11	1:47.270	8	1:47.329	12	1:47.622	2
4	35	Gassin Bastien	FRA	ST ELOI	FRA		A	4	1:47.450	2	1:50.256	4	1:51.115	3	5:27.197	7		
5	24	Noregral Bruno	FRA	PALM	FRA		A	5	1:47.459	9	1:48.365	4	1:48.895	10	1:49.037	6	1:51.139	5
6	18	Dallois Jean-Michel	FRA	IND	FRA		A	6	1:47.865	5	1:48.214	12	1:48.223	6	1:48.406	3	1:48.519	4
7	20	Chahinian Franck	FRA	CCF	FRA		A	7	1:47.876	3	1:48.327	2	1:48.501	10	1:48.566	4	1:57.039	5
8	29	Moussier Eric	FRA	CCF	FRA		A	8	1:47.933	3	1:48.014	6	1:48.075	12	1:48.442	8	1:48.558	11
9	2	Pretin Antoine	FRA	CCF	FRA		A	9	1:47.973	10	1:48.023	11	1:48.107	4	1:48.237	5	1:49.159	6
10	9	Bizet Henri	FRA	PALM	FRA		A	10	1:48.017	8	1:48.114	12	1:48.226	4	1:48.381	2	1:48.932	3
11	60	Chatelain Francis	FRA	PALM	FRA		B	1	1:48.067	3	1:48.188	8	1:48.311	4	1:48.629	5	1:49.337	7
12	59	Clay Tristan	CHE	CCF	FRA		A	11	1:48.103	7	1:48.208	11	1:48.304	6	1:48.400	3	1:48.416	12
13	23	Wehrle Pascal	FRA	PALM	FRA		B	2	1:48.129	4	1:48.422	5	1:48.601	2	1:48.638	3	1:49.880	11
14	12	Griffon Arnaud	FRA	CCF	FRA		A	12	1:48.143	4	1:48.421	5	1:48.478	3	1:48.629	2	1:48.684	8
15	30	Gachnang Gary	FRA	PALM	FRA		A	13	1:48.217	4	1:48.333	5	1:48.413	8	1:48.713	11	1:48.950	6
16	11	Schmied Remy	FRA	IND	FRA		A	14	1:48.304	5	1:49.011	11	1:49.704	3	1:49.725	7	1:50.595	2
17	40	Labescat Franck	FRA	CCF	FRA		A	15	1:48.415	6	1:48.712	5	1:48.760	4	1:48.860	7	1:49.302	11
18	92	Loi Olivier	FRA	ST ELOI	FRA		B	3	1:48.652	11	1:49.050	2	1:49.056	7	1:49.186	12	1:49.207	8
19	44	Girardot Alain	FRA	CCF	FRA		B	4	1:48.759	4	1:48.891	11	1:48.999	5	1:49.187	12	1:49.305	8
20	88	Mignatelli Arnaud	FRA	CCF	FRA		A	16	1:48.808	6	1:48.907	5	1:49.187	4	1:49.443	3	1:50.067	10
21	69	Quetaud Philippe	FRA	CCF	FRA		A	17	1:48.821	4	1:49.225	3	1:49.668	2	1:50.377	5	1:53.474	6
22	8	Senard Patrick	FRA	CCF	FRA		B	5	1:48.834	5	1:51.250	4	1:52.710	10	1:52.761	6	1:53.026	9
23	98	Guerin Olivier	FRA	CCF	FRA		A	18	1:48.851	7	1:48.901	4	1:49.095	8	1:49.105	11	1:49.517	5
24	75	Pinto Alexandre	FRA	ST ELOI	FRA		A	19	1:48.889	8	1:48.914	5	1:49.525	4	1:49.554	7	1:49.906	12
25	41	Meignan Pascal	FRA	ST ELOI	FRA		B	6	1:49.000	12	1:49.385	7	1:49.574	11	1:49.877	4	1:49.882	3
26	16	Huot Harold	FRA	ROSSELSP	FRA		A	20	1:49.096	6	1:49.110	12	1:49.122	7	1:49.476	3	1:49.485	4
27	74	Gossiaux Jean-Philippe	FRA	ST ELOI	FRA		A	21	1:49.180	7	1:49.192	11	1:49.195	4	1:49.511	3	1:49.833	5
28	25	Massoutre Olivier	FRA	CCF	FRA		B	7	1:49.306	3	1:49.667	7	1:49.860	5	1:49.878	6	1:49.920	2
29	3	Dallois Pierre-Emmanuel	FRA	IND	FRA		A	22	1:49.537	3	1:49.663	6	1:49.728	7	1:49.730	5	1:49.951	10
30	15	Cordel Hervé	FRA	CCF	FRA		B	8	1:49.786	6	1:50.343	3	1:50.423	7	1:50.944	5	1:50.957	2
31	63	Allaire Frédéric	FRA	ST ELOI	FRA		A	23	1:49.796	3	1:49.809	11	1:49.819	4	1:50.057	5	1:50.133	6
32	26	Delaisse François Clement	FRA	CCF	FRA		A	24	1:49.837	10	1:49.940	3	1:50.020	6	1:50.443	7	1:50.604	2
33	68	Antoni Christophe	FRA	IND	FRA		A	25	1:50.101	6	1:50.183	4	1:50.650	7	1:50.698	3	1:50.723	5
34	211	Trotin Arnaud	FRA	ROSSELSP	FRA		A	26	1:50.386	6	1:50.851	5	1:51.303	2	1:52.571	3	1:53.183	4
35	76	Gossiaux Philippe	FRA	ST ELOI	FRA		B	9	1:50.417	6	1:51.028	10	1:51.157	5	1:51.556	2	1:51.593	4
36	38	Boueix Claude	FRA	DOG RACING	FRA		B	10	1:50.790	11	1:51.124	3	1:51.246	5	1:51.389	6	1:51.393	7
37	32	Mignatelli Jean-Pierre	FRA	CCF	FRA		B	11	1:50.978	3	1:51.087	2	1:51.330	5	1:51.562	4	1:53.015	10

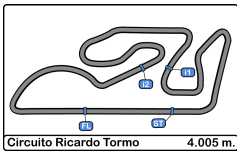




Circuit Ricardo Tormo
Caterham Cup 420R
Qualifying - 2
Best 5 Top Speeds



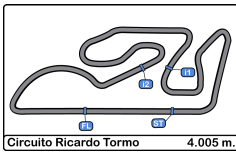
Cls	N°	Driver	Nat	Team	Nat	Vehicle	Cat	Cls	Top 1		Top 2		Top 3		Top 4		Top 5		Avg
									Km/h	Lap	Km/h	Lap	Km/h	Lap	Km/h	Lap	Km/h	Lap	
1	41	Meignan Pascal	FRA	ST ELOI	FRA		B	1	218.1	12	216.2	11	213.6	2	210.5	13	209.3	8	213.5
2	9	Bizet Henri	FRA	PALM	FRA		A	1	217.5	7	215.5	9	215.5	11	214.2	12	213.0	2	215.1
3	20	Chahinian Franck	FRA	CCF	FRA		A	2	216.8	4	214.2	2	214.2	3	211.7	7	211.7	10	213.7
4	30	Gachnang Gary	FRA	PALM	FRA		A	3	216.8	3	213.0	5	213.0	12	211.1	2	209.9	4	212.7
5	75	Pinto Alexandre	FRA	ST ELOI	FRA		A	4	216.8	12	215.5	5	213.6	7	211.7	9	211.1	6	213.7
6	1	Jaubert Mathys	FRA	PALM	FRA		A	5	216.2	11	212.3	7	212.3	9	211.1	4	211.1	12	212.6
7	19	Azar Jeremy	GBR	ROSSELSP	FRA		A	6	216.2	9	212.3	12	211.1	11	210.5	8	206.8	5	211.4
8	59	Clay Tristan	CHE	CCF	FRA		A	7	216.2	3	213.6	12	212.3	2	209.9	5	209.3	4	212.2
9	92	Loi Olivier	FRA	ST ELOI	FRA		B	2	216.2	11	216.2	12	213.6	7	211.7	8	211.1	3	213.7
10	74	Gossiaux Jean-Philippe	FRA	ST ELOI	FRA		A	8	215.5	5	214.9	12	211.1	3	210.5	4	208.6	8	212.1
11	12	Griffon Arnaud	FRA	CCF	FRA		A	9	214.9	6	214.9	12	213.0	2	212.3	5	211.7	11	213.4
12	16	Huot Harold	FRA	ROSSELSP	FRA		A	10	214.9	12	213.0	4	211.7	5	211.1	3	209.3	2	212.0
13	23	Wehrten Pascal	FRA	PALM	FRA		B	3	214.2	7	214.2	9	212.3	5	212.3	8	212.3	11	213.1
14	63	Allaire Frédéric	FRA	ST ELOI	FRA		A	11	214.2	3	211.7	11	211.1	7	209.3	2	209.3	4	211.1
15	68	Antoni Christophe	FRA	IND	FRA		A	12	214.2	2	214.2	12	213.0	11	210.5	8	209.3	4	212.2
16	2	Pretin Antoine	FRA	CCF	FRA		A	13	213.6	10	212.3	3	211.7	4	210.5	12	205.1	11	210.6
17	98	Guerin Olivier	FRA	CCF	FRA		A	14	213.6	3	213.0	8	209.9	4	209.3	2	209.3	6	211.0
18	11	Schmied Remy	FRA	IND	FRA		A	15	213.0	4	210.5	2	210.5	3	208.6	10	208.6	11	210.2
19	25	Massoutre Olivier	FRA	CCF	FRA		B	4	212.3	2	211.7	4	209.3	3	206.8	6	206.8	7	209.4
20	29	Moussier Eric	FRA	CCF	FRA		A	16	212.3	11	211.7	7	210.5	4	209.9	12	209.3	9	210.7
21	44	Girardot Alain	FRA	CCF	FRA		B	5	212.3	11	211.7	12	210.5	3	209.9	2	209.3	6	210.7
22	60	Chatelain Francis	FRA	PALM	FRA		B	6	212.3	9	211.7	8	211.1	2	211.1	11	210.5	12	211.3
23	26	Delaisse François Clement	FRA	CCF	FRA		A	17	211.7	2	211.7	11	208.6	4	208.0	10	206.8	7	209.4
24	69	Quetaud Philippe	FRA	CCF	FRA		A	18	211.7	2	211.7	6	209.3	4	208.6	8	206.8	9	209.6
25	15	Cordel Hervé	FRA	CCF	FRA		B	7	211.1	3	210.5	4	208.6	2	206.3	6	204.5	5	208.2
26	40	Labescat Franck	FRA	CCF	FRA		A	19	210.5	5	208.6	6	208.6	7	208.6	11	203.9	8	208.1
27	52	Leguem David	FRA	ST ELOI	FRA		A	20	210.5	12	205.7	11	204.5	4	203.9	9	202.8	6	205.5
28	88	Mignatelli Arnaud	FRA	CCF	FRA		A	21	210.5	10	209.9	11	203.9	7	203.3	6	202.8	5	206.1
29	76	Gossiaux Philippe	FRA	ST ELOI	FRA		B	8	209.3	5	208.6	10	208.0	6	208.0	11	207.4	7	208.3
30	18	Dallois Jean-Michel	FRA	IND	FRA		A	22	208.6	7	207.4	11	207.4	12	205.7	6	205.7	8	207.0
31	32	Mignatelli Jean-Pierre	FRA	CCF	FRA		B	9	208.6	3	207.4	2	206.3	10	203.9	4	202.8	5	205.8
32	3	Dallois Pierre-Emmanuel	FRA	IND	FRA		A	23	207.4	2	205.7	3	205.7	5	205.7	6	204.5	8	205.8
33	38	Boueix Claude	FRA	DOG RACING	FRA		B	10	206.3	10	206.3	11	203.3	2	202.8	8	202.2	4	204.2
34	211	Trotin Arnaud	FRA	ROSSELSP	FRA		A	24	206.3	6	204.5	5	203.9	4	203.9	7	202.2	3	204.2



Circuit Ricardo Tormo
 Caterham Cup 420R
 Qualifying - 2
 Fastest Laps Sequence



Lap	Time of Day	Session Time	N°	Driver	Nat	Team	Nat	Vehicle	Cat	Time	Km/h
2	11:43:47.581	3:47.581	52	Leguem David		ST ELOI			A	1:48.223	133.2
2	11:44:02.171	4:02.171	1	Jaubert Mathys		PALM			A	1:47.622	133.9
3	11:45:35.196	5:35.196	52	Leguem David		ST ELOI			A	1:47.615	133.9
4	11:47:22.499	7:22.499	52	Leguem David		ST ELOI			A	1:47.303	134.3
7	11:52:50.493	12:50.493	19	Azar Jeremy		ROSSELSP			A	1:47.127	134.5
11	12:02:47.266	22:47.266	52	Leguem David		ST ELOI			A	1:47.111	134.6



Circuit Ricardo Tormo

Caterham Cup 420R

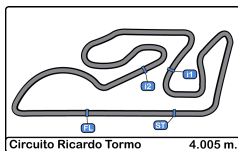
Qualifying - 2

Event Best Maximum Speed



N°	Driver	Nat	Team	Nat	Vehicle	Cat	Clas	Km/h	Session
23	Wehrlen Pascal		PALM			B	1	225.7	Free Practice - 1
19	Azar Jeremy		ROSSELSP			A	1	218.1	Free Practice - 1
20	Chahinian Franck		CCF			A	2	218.1	Free Practice - 1
41	Meignan Pascal		ST ELOI			B	2	218.1	Qualifying - 2
1	Jaubert Mathys		PALM			A	3	217.5	Qualifying - 1
9	Bizet Henri		PALM			A	4	217.5	Qualifying - 2
63	Allaire Frédéric		ST ELOI			A	5	216.8	Free Practice - 1
40	Labescat Franck		CCF			A	6	216.8	Free Practice - 1
30	Gachnang Gary		PALM			A	7	216.8	Qualifying - 2
75	Pinto Alexandre		ST ELOI			A	8	216.8	Qualifying - 2
52	Leguem David		ST ELOI			A	9	216.2	Free Practice - 2
44	Girardot Alain		CCF			B	3	216.2	Free Practice - 2
24	Noregral Bruno		PALM			A	10	216.2	Qualifying - 1
59	Clay Tristan		CCF			A	11	216.2	Qualifying - 2
92	Loi Olivier		ST ELOI			B	4	216.2	Qualifying - 2
18	Dallois Jean-Michel		IND			A	12	215.5	Free Practice - 1
3	Dallois Pierre-Emmanuel		IND			A	13	215.5	Free Practice - 1
12	Griffon Arnaud		CCF			A	14	215.5	Free Practice - 2
74	Gossiaux Jean-Philippe		ST ELOI			A	15	215.5	Qualifying - 2
2	Pretin Antoine		CCF			A	16	214.9	Free Practice - 1
16	Huot Harold		ROSSELSP			A	17	214.9	Qualifying - 2
98	Guerin Olivier		CCF			A	18	214.2	Free Practice - 1
69	Quetaud Philippe		CCF			A	19	214.2	Free Practice - 2
88	Mignatelli Arnaud		CCF			A	20	214.2	Free Practice - 2
68	Antoni Christophe		IND			A	21	214.2	Qualifying - 2
15	Cordel Hervé		CCF			B	5	213.6	Free Practice - 1
29	Moussier Eric		CCF			A	22	213.6	Free Practice - 1
211	Trotin Arnaud		ROSSELSP			A	23	213.6	Free Practice - 2
25	Massoutre Olivier		CCF			B	6	213.6	Qualifying - 1
11	Schmied Remy		IND			A	24	213.0	Qualifying - 2
60	Chatelain Francis		PALM			B	7	212.3	Qualifying - 2
35	Gassin Bastien		ST ELOI			A	25	211.7	Free Practice - 1
32	Mignatelli Jean-Pierre		CCF			B	8	211.7	Free Practice - 1
8	Senard Patrick		CCF			B	9	211.7	Free Practice - 1
26	Delaisse François Clement		CCF			A	26	211.7	Qualifying - 2
76	Gossiaux Philippe		ST ELOI			B	10	210.5	Free Practice - 2
38	Boueix Claude		DOG RACING			B	11	206.3	Qualifying - 2





Circuit Ricardo Tormo
Caterham Cup 420R
Qualifying - 2
Pit Stop Analysis



1 Jaubert Mathys
 A PALM

N°	In Day Time	In Time	Out Time	Pit Time	T. Pit Time	Handicap	Penalty
1	11:57:09.092	11:57:09.092	11:59:15.438	2:06.346	2:06.346		

2 Pretin Antoine
 A CCF

N°	In Day Time	In Time	Out Time	Pit Time	T. Pit Time	Handicap	Penalty
1	11:56:18.823	11:56:18.823	11:59:09.855	2:51.032	2:51.032		

3 Dallois Pierre-Emmanuel
 A IND

N°	In Day Time	In Time	Out Time	Pit Time	T. Pit Time	Handicap	Penalty
1	11:55:40.089	11:55:40.089	11:57:18.525	1:38.436	1:38.436		

9 Bizet Henri
 A PALM

N°	In Day Time	In Time	Out Time	Pit Time	T. Pit Time	Handicap	Penalty
1	11:57:26.805	11:57:26.805	11:59:21.834	1:55.029	1:55.029		

11 Schmied Remy
 A IND

N°	In Day Time	In Time	Out Time	Pit Time	T. Pit Time	Handicap	Penalty
1	11:56:10.674	11:56:10.674	11:59:09.186	2:58.512	2:58.512		

12 Griffon Arnaud
 A CCF

N°	In Day Time	In Time	Out Time	Pit Time	T. Pit Time	Handicap	Penalty
1	11:57:27.610	11:57:27.610	11:59:19.854	1:52.244	1:52.244		

16 Huot Harold
 A ROSSELSP

N°	In Day Time	In Time	Out Time	Pit Time	T. Pit Time	Handicap	Penalty
1	11:57:47.745	11:57:47.745	11:59:22.215	1:34.470	1:34.470		

18 Dallois Jean-Michel
 A IND

N°	In Day Time	In Time	Out Time	Pit Time	T. Pit Time	Handicap	Penalty
1	11:58:01.686	11:58:01.686	11:59:25.895	1:24.209	1:24.209		

19 Azar Jeremy
 A ROSSELSP

N°	In Day Time	In Time	Out Time	Pit Time	T. Pit Time	Handicap	Penalty
1	11:56:51.078	11:56:51.078	11:59:15.519	2:24.441	2:24.441		

20 Chahinian Franck
 A CCF

N°	In Day Time	In Time	Out Time	Pit Time	T. Pit Time	Handicap	Penalty
1	11:49:34.108	11:49:34.108	11:51:09.070	1:34.962	1:34.962		
2	11:57:16.004	11:57:16.004	11:59:19.397	2:03.393	3:38.355		

23 Wehrlen Pascal
 B PALM

N°	In Day Time	In Time	Out Time	Pit Time	T. Pit Time	Handicap	Penalty
1	11:57:28.818	11:57:28.818	11:59:18.543	1:49.725	1:49.725		

25 Massoutre Olivier
 B CCF

N°	In Day Time	In Time	Out Time	Pit Time	T. Pit Time	Handicap	Penalty
1	11:55:41.536	11:55:41.536	11:59:05.000	3:23.464	3:23.464		

26 Delaisse François Clement
 A CCF

N°	In Day Time	In Time	Out Time	Pit Time	T. Pit Time	Handicap	Penalty
1	11:55:42.950	11:55:42.950	11:59:05.510	3:22.560	3:22.560		

29 Moussier Eric
 A CCF

N°	In Day Time	In Time	Out Time	Pit Time	T. Pit Time	Handicap	Penalty
1	11:57:13.188	11:57:13.188	11:59:16.262	2:03.074	2:03.074		

30 Gachnang Gary
 A PALM

N°	In Day Time	In Time	Out Time	Pit Time	T. Pit Time	Handicap	Penalty
1	11:57:01.792	11:57:01.792	11:59:11.038	2:09.246	2:09.246		

32 Mignatelli Jean-Pierre
 B CCF

N°	In Day Time	In Time	Out Time	Pit Time	T. Pit Time	Handicap	Penalty
1	11:52:07.544	11:52:07.544	11:53:02.001	54.457	54.457		
2	11:57:07.984	11:57:07.984	11:59:14.194	2:06.210	3:00.667		

38 Boueix Claude
 B DOG RACING

N°	In Day Time	In Time	Out Time	Pit Time	T. Pit Time	Handicap	Penalty
1	11:55:55.210	11:55:55.210	11:59:12.421	3:17.211	3:17.211		

40 Labescat Franck
 A CCF

N°	In Day Time	In Time	Out Time	Pit Time	T. Pit Time	Handicap	Penalty
1	11:56:09.113	11:56:09.113	11:59:08.101	2:58.988	2:58.988		

41 Meignan Pascal
 B ST ELOI

N°	In Day Time	In Time	Out Time	Pit Time	T. Pit Time	Handicap	Penalty
1	11:57:42.299	11:57:42.299	11:59:24.466	1:42.167	1:42.167		

44 Girardot Alain
 B CCF

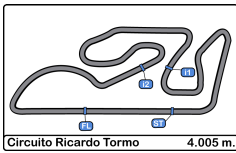
N°	In Day Time	In Time	Out Time	Pit Time	T. Pit Time	Handicap	Penalty
1	11:57:05.025	11:57:05.025	11:59:13.497	2:08.472	2:08.472		

52 Leguem David
 A ST ELOI

N°	In Day Time	In Time	Out Time	Pit Time	T. Pit Time	Handicap	Penalty
1	11:56:38.470	11:56:38.470	11:59:11.492	2:33.022	2:33.022		

59 Clay Tristan
 A CCF

N°	In Day Time	In Time	Out Time	Pit Time	T. Pit Time	Handicap	Penalty
1	11:57:20.007	11:57:20.007	11:59:17.703	1:57.696	1:57.696		



Circuit Ricardo Tormo
Caterham Cup 420R
Qualifying - 2
Pit Stop Analysis



60 Chatelain Francis

B PALM

N°	In Day Time	In Time	Out Time	Pit Time	T. Pit Time	Handicap	Penalty
1	11:57:17.610	11:57:17.610	11:59:20.672	2:03.062	2:03.062		

63 Allaire Frédéric

A ST ELOI

N°	In Day Time	In Time	Out Time	Pit Time	T. Pit Time	Handicap	Penalty
1	11:57:50.647	11:57:50.647	11:59:27.419	1:36.772	1:36.772		

68 Antoni Christophe

A IND

N°	In Day Time	In Time	Out Time	Pit Time	T. Pit Time	Handicap	Penalty
1	11:57:56.409	11:57:56.409	11:59:29.386	1:32.977	1:32.977		

69 Quetaud Philippe

A CCF

N°	In Day Time	In Time	Out Time	Pit Time	T. Pit Time	Handicap	Penalty
1	11:57:40.657	11:57:40.657	11:59:23.434	1:42.777	1:42.777		

74 Gossiaux Jean-Philippe

A ST ELOI

N°	In Day Time	In Time	Out Time	Pit Time	T. Pit Time	Handicap	Penalty
1	11:57:45.723	11:57:45.723	11:59:26.771	1:41.048	1:41.048		

75 Pinto Alexandre

A ST ELOI

N°	In Day Time	In Time	Out Time	Pit Time	T. Pit Time	Handicap	Penalty
1	11:57:37.954	11:57:37.954	11:59:25.269	1:47.315	1:47.315		

76 Gossiaux Philippe

B ST ELOI

N°	In Day Time	In Time	Out Time	Pit Time	T. Pit Time	Handicap	Penalty
1	11:53:44.230	11:53:44.230	11:54:43.632	59.402	59.402		
2	11:57:00.956	11:57:00.956	11:59:22.157	2:21.201	3:20.603		

88 Mignatelli Arnaud

A CCF

N°	In Day Time	In Time	Out Time	Pit Time	T. Pit Time	Handicap	Penalty
1	11:42:58.253	11:42:58.253	11:43:43.685	45.432	45.432		
2	11:56:53.848	11:56:53.848	11:59:17.128	2:23.280	3:08.712		

92 Loi Olivier

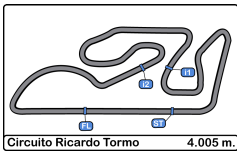
B ST ELOI

N°	In Day Time	In Time	Out Time	Pit Time	T. Pit Time	Handicap	Penalty
1	11:57:35.032	11:57:35.032	11:59:23.478	1:48.446	1:48.446		

98 Guerin Olivier

A CCF

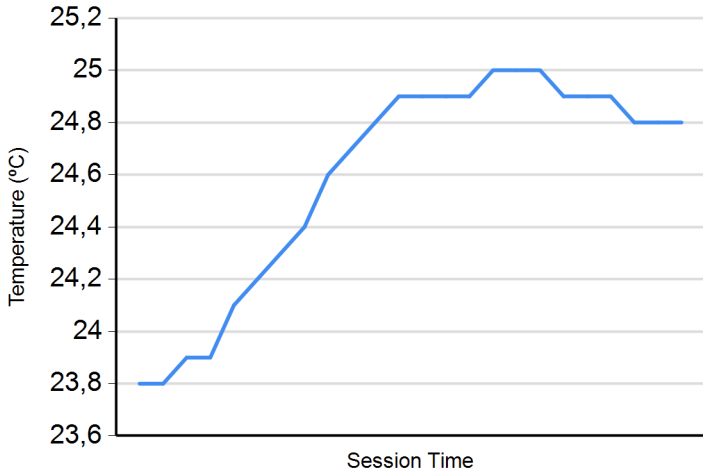
N°	In Day Time	In Time	Out Time	Pit Time	T. Pit Time	Handicap	Penalty
1	11:57:33.716	11:57:33.716	11:59:28.478	1:54.762	1:54.762		



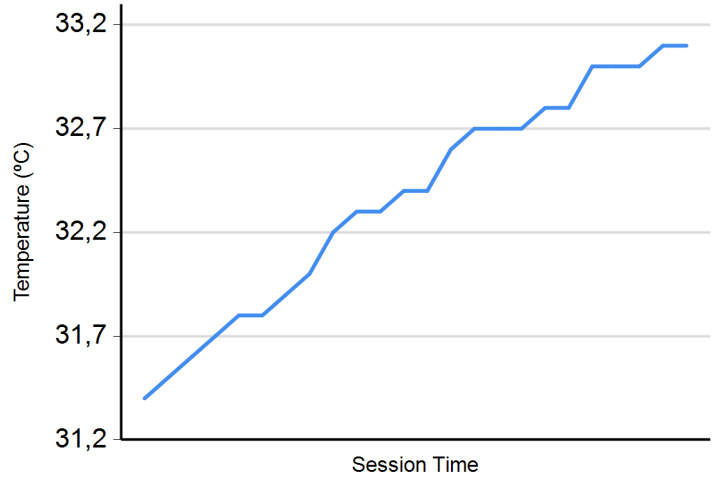
Circuit Ricardo Tormo
 Caterham Cup 420R
 Qualifying - 2
Weather Report



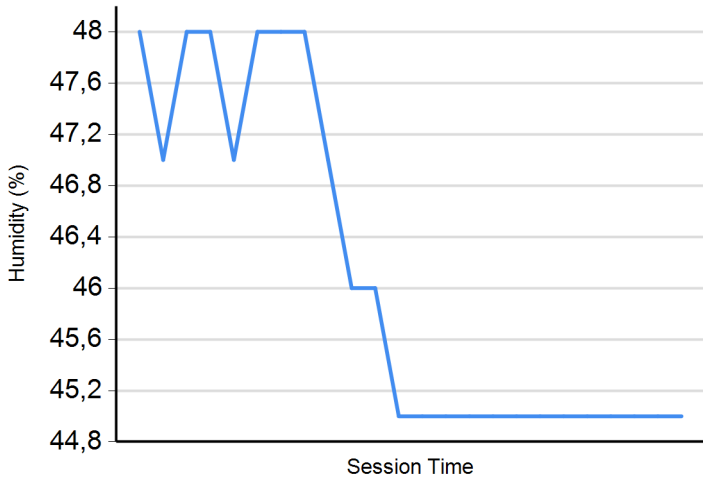
Air Temperature



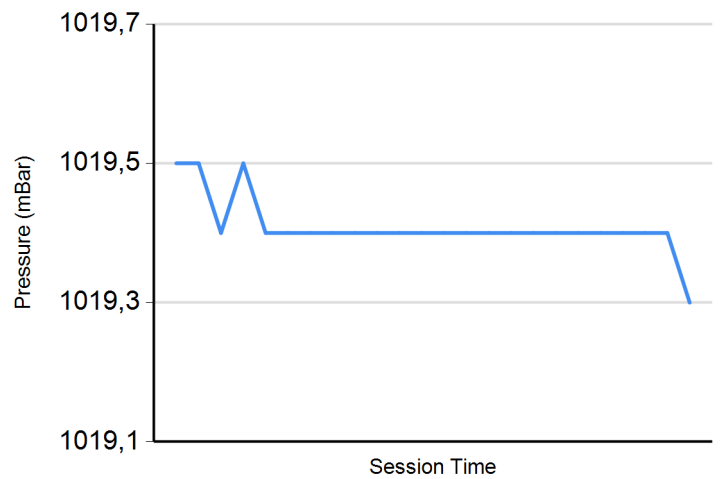
Track Temperature



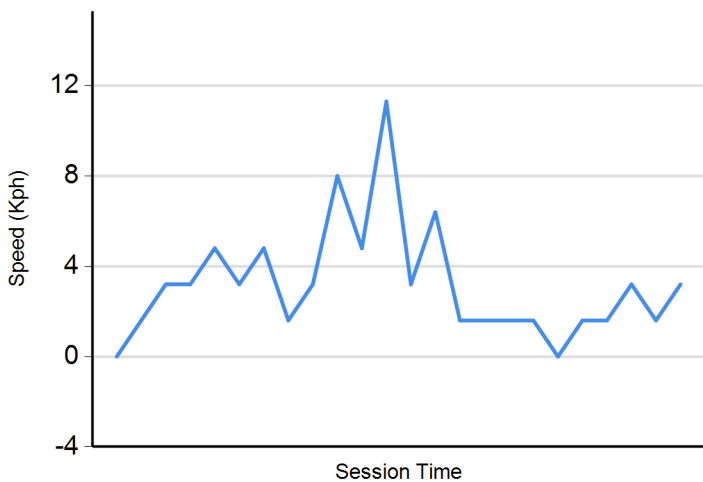
Humidity



Pressure



Wind Speed



Wind direction

North = 0°/360° Est = 90° South = 180° West = 270°

