

Autodromo Nazionale Monza
Caterham Cup 420R
Qualifying - 2
Provisional Results



Autodromo Nazionale Monza 5.793 m.

Clas	Nº	Driver	Nat	Team	Nat	Vehicle	Cat	Clas	Laps	Best	Time	Gap	Interval	Km/h
1	1	Mathys Jaubert	FRA	PALM	FRA	CATERHAM 420 R	A	1	10	9	2:05.629			166.0
2	20	Franck Chahinian	FRA	CCF	FRA	CATERHAM 420 R	A	2	10	5	2:06.622	0.993	0.993	164.7
3	9	Henri Bizet	FRA	PALM	FRA	CATERHAM 420 R	A	3	10	9	2:06.966	1.337	0.344	164.2
4	24	Bruno Noregral	FRA	PALM	FRA	CATERHAM 420 R	A	4	10	9	2:06.979	1.350	0.013	164.2
5	23	Pascal Wehrlen	FRA	PALM	FRA	CATERHAM 420 R	B	1	9	4	2:07.044	1.415	0.065	164.1
6	52	David Leguem	FRA	ST ELOI	FRA	CATERHAM 420 R	A	5	10	6	2:07.243	1.614	0.199	163.8
7	19	Jeremy Azar	FRA	ROSSELS	FRA	CATERHAM 420 R	A	6	11	10	2:07.300	1.671	0.057	163.8
8	44	Alain Girardot	FRA	CCF	FRA	CATERHAM 420 R	B	2	10	9	2:07.334	1.705	0.034	163.7
9	30	Gary Gachnang	FRA	PALM	FRA	CATERHAM 420 R	A	7	10	9	2:07.400	1.771	0.066	163.6
10	77	Arnaud Mignatelli	FRA	CCF	FRA	CATERHAM 420 R	A	8	10	9	2:07.549	1.920	0.149	163.5
11	46	Olivier Forzano	FRA	PALM	FRA	CATERHAM 420 R	A	9	10	4	2:07.610	1.981	0.061	163.4
12	86	Ugo Leboucher	FRA	ST ELOI	FRA	CATERHAM 420 R	A	10	10	6	2:07.723	2.094	0.113	163.2
13	12	Arnaud Griffon	FRA	CCF	FRA	CATERHAM 420 R	A	11	10	2	2:07.774	2.145	0.051	163.2
14	35	Bastien Gassin	FRA	ST ELOI	FRA	CATERHAM 420 R	A	12	9	8	2:07.897	2.268	0.123	163.0
15	59	Tristan Clay	FRA	CCF	FRA	CATERHAM 420 R	A	13	10	4	2:08.019	2.390	0.122	162.9
16	60	Francis Chatelain	FRA	PALM	FRA	CATERHAM 420 R	B	3	9	6	2:08.416	2.787	0.397	162.4
17	81	François-Xavier Fleury	FRA	ST ELOI	FRA	CATERHAM 420 R	A	14	10	6	2:08.491	2.862	0.075	162.3
18	18	Jean-Michel Dallois	FRA	IND	FRA	CATERHAM 420 R	A	15	10	6	2:08.520	2.891	0.029	162.2
19	2	Hervé Cordel	FRA	CCF	FRA	CATERHAM 420 R	B	4	10	9	2:08.563	2.934	0.043	162.2
20	41	Pascal Meignan	FRA	ST ELOI	FRA	CATERHAM 420 R	B	5	10	6	2:08.633	3.004	0.070	162.1
21	3	Pierre-Emmanuel Dallois	FRA	IND	FRA	CATERHAM 420 R	A	16	10	9	2:08.675	3.046	0.042	162.0
22	71	Laurent Bouterin	FRA	IND	FRA	CATERHAM 420 R	A	17	11	6	2:08.700	3.071	0.025	162.0
23	80	Sebastien Montagne	FRA	ST ELOI	FRA	CATERHAM 420 R	A	18	10	9	2:08.754	3.125	0.054	161.9
24	98	Olivier Guerin	FRA	CCF	FRA	CATERHAM 420 R	A	19	10	6	2:08.789	3.160	0.035	161.9
25	55	Bertrand Semaille	FRA	PALM	FRA	CATERHAM 420 R	A	20	10	9	2:08.900	3.271	0.111	161.7
26	7	Henri Charpentier	FRA	CCF	FRA	CATERHAM 420 R	A	21	10	6	2:08.904	3.275	0.004	161.7
27	75	Alexandre Pinto	FRA	ST ELOI	FRA	CATERHAM 420 R	A	22	10	6	2:08.988	3.359	0.084	161.6
28	16	Harold Huot	FRA	ROSSELS	FRA	CATERHAM 420 R	A	23	11	5	2:09.060	3.431	0.072	161.5
29	66	Pierre Andre Nicolas	FRA	PALM	FRA	CATERHAM 420 R	A	24	10	9	2:09.314	3.685	0.254	161.2
30	70	Thomas Bouterin	FRA	IND	FRA	CATERHAM 420 R	A	25	11	10	2:09.357	3.728	0.043	161.2
31	5	Pierre-Jean Reypin	FRA	ROSSELS	FRA	CATERHAM 420 R	A	26	10	9	2:09.423	3.794	0.066	161.1
32	40	Franck Labescat	FRA	CCF	FRA	CATERHAM 420 R	A	27	10	6	2:09.466	3.837	0.043	161.0
33	69	Philippe Quetaud	FRA	CCF	FRA	CATERHAM 420 R	A	28	10	3	2:09.474	3.845	0.008	161.0
34	63	Frédéric Allaire	FRA	ST ELOI	FRA	CATERHAM 420 R	A	29	10	9	2:09.599	3.970	0.125	160.9
35	211	Arnaud Trotin	FRA	ROSSELS	FRA	CATERHAM 420 R	A	30	10	9	2:09.789	4.160	0.190	160.6
36	92	Olivier Loi	FRA	ST ELOI	FRA	CATERHAM 420 R	B	6	10	9	2:09.853	4.224	0.064	160.6
37	33	François Clement Delaisse	FRA	CCF	FRA	CATERHAM 420 R	A	31	10	9	2:09.902	4.273	0.049	160.5
38	32	Jean-Pierre Mignatelli	FRA	CCF	FRA	CATERHAM 420 R	B	7	10	9	2:10.469	4.840	0.567	159.8
39	29	Eric Moussier	FRA	CCF	FRA	CATERHAM 420 R	A	32	5	5	2:10.502	4.873	0.033	159.8
40	72	Nicolas Cottancin	FRA	CCF	FRA	CATERHAM 420 R	A	33	10	9	2:10.513	4.884	0.011	159.7
41	87	Yann Gasparini	FRA	ST ELOI	FRA	CATERHAM 420 R	B	8	10	3	2:10.638	5.009	0.125	159.6
42	27	Harald Mag	FRA	CCF	FRA	CATERHAM 420 R	A	34	10	9	2:10.877	5.248	0.239	159.3
43	38	Claude Boueix	FRA	DOG RACING	FRA	CATERHAM 420 R	B	9	10	6	2:12.007	6.378	1.130	157.9
44	26	Gilles Charpentier	FRA	CCF	FRA	CATERHAM 420 R	B	10	10	9	2:13.081	7.452	1.074	156.7
45	50	Michel Morey	FRA	CCF	FRA	CATERHAM 420 R	B	11	10	9	2:13.471	7.842	0.390	156.2
46	21	Sylvio Bossi	FRA	CCF	FRA	CATERHAM 420 R	B	12	10	9	2:13.565	7.936	0.094	156.1
47	13	Eric Pinson	FRA	ST ELOI	FRA	CATERHAM 420 R	A	35	10	9	2:14.248	8.619	0.683	155.3

*** PENALTIES**

CARS #5 - #7 - #9 - #16 - #20 - #29 - #30 - #33 - #35 - #50 - #52 - #55 - #59 - #70 - #71 - #98 - SOME LAP TIMES DELETED DUE TO TRACK LIMITS

Published at:.....

Track Temp: 17.6 °C Air Temp: 15.7 °C Humidity: 90 % Track Status: WET


Stewards:

Race Director:

Timekeeper:


 Luis Angel Garcia Nuñez
 JOB/I-0030-ESP





Autodromo Nazionale Monza
Caterham Cup 420R
Qualifying - 2
Provisional Results by Category



Clas	Nº	Driver	Nat	Team	Nat	Vehicle	Cat	Clas	Laps	Best	Time	Gap	Interval	Km/h
------	----	--------	-----	------	-----	---------	-----	------	------	------	------	-----	----------	------

A														
1	1	Mathys Jaubert	FRA	PALM	FRA	CATERHAM 420 R	A	1	10	9	2:05.629			166.0
2	20	Franck Chahinian	FRA	CCF	FRA	CATERHAM 420 R	A	2	10	5	2:06.622	0.993	0.993	164.7
3	9	Henri Bizet	FRA	PALM	FRA	CATERHAM 420 R	A	3	10	9	2:06.966	1.337	0.344	164.2
4	24	Bruno Noregral	FRA	PALM	FRA	CATERHAM 420 R	A	4	10	9	2:06.979	1.350	0.013	164.2
5	52	David Leguem	FRA	ST ELOI	FRA	CATERHAM 420 R	A	5	10	6	2:07.243	1.614	0.264	163.8
6	19	Jeremy Azar	FRA	ROSSELSP	FRA	CATERHAM 420 R	A	6	11	10	2:07.300	1.671	0.057	163.8
7	30	Gary Gachnang	FRA	PALM	FRA	CATERHAM 420 R	A	7	10	9	2:07.400	1.771	0.100	163.6
8	77	Arnaud Mignatelli	FRA	CCF	FRA	CATERHAM 420 R	A	8	10	9	2:07.549	1.920	0.149	163.5
9	46	Olivier Forzano	FRA	PALM	FRA	CATERHAM 420 R	A	9	10	4	2:07.610	1.981	0.061	163.4
10	86	Ugo Leboucher	FRA	ST ELOI	FRA	CATERHAM 420 R	A	10	10	6	2:07.723	2.094	0.113	163.2
11	12	Arnaud Griffon	FRA	CCF	FRA	CATERHAM 420 R	A	11	10	2	2:07.774	2.145	0.051	163.2
12	35	Bastien Gassin	FRA	ST ELOI	FRA	CATERHAM 420 R	A	12	9	8	2:07.897	2.268	0.123	163.0
13	59	Tristan Clay	FRA	CCF	FRA	CATERHAM 420 R	A	13	10	4	2:08.019	2.390	0.122	162.9
14	81	François-Xavier Fleury	FRA	ST ELOI	FRA	CATERHAM 420 R	A	14	10	6	2:08.491	2.862	0.472	162.3
15	18	Jean-Michel Dallois	FRA	IND	FRA	CATERHAM 420 R	A	15	10	6	2:08.520	2.891	0.029	162.2
16	3	Pierre-Emmanuel Dallois	FRA	IND	FRA	CATERHAM 420 R	A	16	10	9	2:08.675	3.046	0.155	162.0
17	71	Laurent Bouterin	FRA	IND	FRA	CATERHAM 420 R	A	17	11	6	2:08.700	3.071	0.025	162.0
18	80	Sebastien Montagne	FRA	ST ELOI	FRA	CATERHAM 420 R	A	18	10	9	2:08.754	3.125	0.054	161.9
19	98	Olivier Guerin	FRA	CCF	FRA	CATERHAM 420 R	A	19	10	6	2:08.789	3.160	0.035	161.9
20	55	Bertrand Semaille	FRA	PALM	FRA	CATERHAM 420 R	A	20	10	9	2:08.900	3.271	0.111	161.7
21	7	Henri Charpentier	FRA	CCF	FRA	CATERHAM 420 R	A	21	10	6	2:08.904	3.275	0.004	161.7
22	75	Alexandre Pinto	FRA	ST ELOI	FRA	CATERHAM 420 R	A	22	10	6	2:08.988	3.359	0.084	161.6
23	16	Harold Huot	FRA	ROSSELSP	FRA	CATERHAM 420 R	A	23	11	5	2:09.060	3.431	0.072	161.5
24	66	Pierre Andre Nicolas	FRA	PALM	FRA	CATERHAM 420 R	A	24	10	9	2:09.314	3.685	0.254	161.2
25	70	Thomas Bouterin	FRA	IND	FRA	CATERHAM 420 R	A	25	11	10	2:09.357	3.728	0.043	161.2
26	5	Pierre-Jean Reypin	FRA	ROSSELSP	FRA	CATERHAM 420 R	A	26	10	9	2:09.423	3.794	0.066	161.1
27	40	Franck Labescat	FRA	CCF	FRA	CATERHAM 420 R	A	27	10	6	2:09.466	3.837	0.043	161.0
28	69	Philippe Quetaud	FRA	CCF	FRA	CATERHAM 420 R	A	28	10	3	2:09.474	3.845	0.008	161.0
29	63	Frédéric Allaire	FRA	ST ELOI	FRA	CATERHAM 420 R	A	29	10	9	2:09.599	3.970	0.125	160.9
30	211	Arnaud Trotin	FRA	ROSSELSP	FRA	CATERHAM 420 R	A	30	10	9	2:09.789	4.160	0.190	160.6
31	33	François Clement Delaisse	FRA	CCF	FRA	CATERHAM 420 R	A	31	10	9	2:09.902	4.273	0.113	160.5
32	29	Eric Moussier	FRA	CCF	FRA	CATERHAM 420 R	A	32	5	5	2:10.502	4.873	0.600	159.8
33	72	Nicolas Cottancin	FRA	CCF	FRA	CATERHAM 420 R	A	33	10	9	2:10.513	4.884	0.011	159.7
34	27	Harald Mag	FRA	CCF	FRA	CATERHAM 420 R	A	34	10	9	2:10.877	5.248	0.364	159.3
35	13	Eric Pinson	FRA	ST ELOI	FRA	CATERHAM 420 R	A	35	10	9	2:14.248	8.619	3.371	155.3

B														
1	23	Pascal Wehrlen	FRA	PALM	FRA	CATERHAM 420 R	B	1	9	4	2:07.044			164.1
2	44	Alain Girardot	FRA	CCF	FRA	CATERHAM 420 R	B	2	10	9	2:07.334	0.290	0.290	163.7
3	60	Francis Chatelain	FRA	PALM	FRA	CATERHAM 420 R	B	3	9	6	2:08.416	1.372	1.082	162.4
4	2	Hervé Cordel	FRA	CCF	FRA	CATERHAM 420 R	B	4	10	9	2:08.563	1.519	0.147	162.2
5	41	Pascal Meignan	FRA	ST ELOI	FRA	CATERHAM 420 R	B	5	10	6	2:08.633	1.589	0.070	162.1
6	92	Olivier Loi	FRA	ST ELOI	FRA	CATERHAM 420 R	B	6	10	9	2:09.853	2.809	1.220	160.6
7	32	Jean-Pierre Mignatelli	FRA	CCF	FRA	CATERHAM 420 R	B	7	10	9	2:10.469	3.425	0.616	159.8
8	87	Yann Gasparini	FRA	ST ELOI	FRA	CATERHAM 420 R	B	8	10	3	2:10.638	3.594	0.169	159.6
9	38	Claude Boueix	FRA	DOG RACING	FRA	CATERHAM 420 R	B	9	10	6	2:12.007	4.963	1.369	157.9
10	26	Gilles Charpentier	FRA	CCF	FRA	CATERHAM 420 R	B	10	10	9	2:13.081	6.037	1.074	156.7
11	50	Michel Morey	FRA	CCF	FRA	CATERHAM 420 R	B	11	10	9	2:13.471	6.427	0.390	156.2
12	21	Sylvio Bossi	FRA	CCF	FRA	CATERHAM 420 R	B	12	10	9	2:13.565	6.521	0.094	156.1

*** PENALTIES**


CARS #5 - #7 - #9 - #16 - #20 - #29 - #30 - #33 - #35 - #50 - #52 - #55 - #59 - #70 - #71 - #98 - SOME LAP TIMES DELETED DUE TO TRACK LIMITS

Published at:.....

Track Temp: 17.6 °C Air Temp: 15.7 °C Humidity: 90 % Track Status: WET

Stewards:	Race Director:	Timekeeper: Luis Angel Garcia Nufez JOB/I-0030-ESP
------------------	-----------------------	---






Autodromo Nazionale Monza
Caterham Cup 420R
Qualifying - 2
Lap Analysis



1 Mathys Jaubert CATERHAM 420 R							7 Henri Charpentier CATERHAM 420 R						
A PALM							A CCF						
Lap D	Time	Sector 1	Sector 2	Sector 3	T. Spd	Elapsed	Lap D	Time	Sector 1	Sector 2	Sector 3	T. Spd	Elapsed
1	10:43:52.144	10:42:02.478	57.966	51.700	144.0	10:43:52.144	1	10:43:27.960	10:41:36.523	54.731	56.706	108.1	10:43:27.960
2	2:10.426	43.555	42.910	43.961	214.2	10:46:02.570	2	2:43.607	42.740	45.316	45.551	184.6	10:45:41.567
3	2:08.918	41.196	42.941	44.781	216.0	10:48:11.488	3	2:43.406	42.723	45.751	45.012	194.2	10:47:55.053
4	2:13.536	41.196	43.236	49.104	214.2	10:50:25.024	4	2:10.465	41.483	43.928	45.054	216.0	10:50:05.518
5	2:06.290	40.361	42.139	43.790	215.5	10:52:31.314	5	2:10.916	42.041	43.869	45.006	204.9	10:52:16.434
6	2:12.112	44.943	42.875	44.294	129.9	10:54:43.426	6	2:08.904	41.410	43.155	44.339	214.2	10:54:25.338
7	3:17.918 P	40.475	49.413	1:48.030	215.5	10:58:01.344	7	2:53.857 P	40.370	43.484	1:30.003	214.2	10:57:19.195
8	3:55.824	2:24.557	45.592	45.675	119.4	11:01:57.168	8	5:52.842	3:59.713	50.801	1:02.328	174.4	11:03:12.037
9	2:05.629	40.552	41.939	43.138	213.0	11:04:02.797	9	2:48.799	49.748	55.666	1:03.385	212.5	11:06:00.836
10	3:07.790 P	46.372	49.399	1:32.019	151.0	11:07:10.587	10	2:50.314 P	53.167	51.450	1:05.697	129.9	11:08:51.150
2 Hervé Cordel CATERHAM 420 R							9 Henri Bizet CATERHAM 420 R						
B CCF							A PALM						
Lap D	Time	Sector 1	Sector 2	Sector 3	T. Spd	Elapsed	Lap D	Time	Sector 1	Sector 2	Sector 3	T. Spd	Elapsed
1	10:43:31.436	10:41:52.853	47.392	51.191	139.1	10:43:31.436	1	10:43:32.776	10:41:31.404	56.597	1:04.775	111.2	10:43:32.776
2	2:13.787	44.256	44.303	45.228	148.5	10:45:45.223	2	2:44.347	43.040	43.782	44.495	178.8	10:45:44.093
3	2:11.324	41.638	44.694	44.992	190.8	10:47:56.547	3	2:10.396	42.325	43.804	44.267	208.4	10:47:54.489
4	2:09.227	41.044	43.742	44.441	201.1	10:50:05.774	4	2:09.461	41.280	44.072	44.109	205.7	10:50:03.950
5	2:10.126	41.541	43.916	44.669	197.4	10:52:15.900	5	2:08.273	41.081	43.216	43.976	188.4	10:52:12.223
6	2:09.355	41.397	43.403	44.555	208.8	10:54:25.255	6	2:07.203	40.583	42.803	43.817	203.3	10:54:19.426
7	2:56.784 P	41.543	44.235	1:31.006	210.1	10:57:22.039	7	2:56.919 P	44.898	43.387	1:28.634	212.5	10:57:16.345
8	4:08.389	2:39.812	43.724	44.853	167.1	11:01:30.428	8	4:11.754	2:44.167	43.578	44.009	120.0	11:01:28.099
9	2:08.563	41.062	42.974	44.527	205.7	11:03:38.991	9	2:06.966	40.595	42.556	43.815	214.7	11:03:35.065
10	2:41.960 P	43.527	45.895	1:12.538	178.8	11:06:20.951	10	2:43.383 P	47.055	47.838	1:08.490	143.0	11:06:18.448
3 Pierre-Emmanuel Dallois CATERHAM 420 R							12 Arnaud Griffon CATERHAM 420 R						
A IND							A CCF						
Lap D	Time	Sector 1	Sector 2	Sector 3	T. Spd	Elapsed	Lap D	Time	Sector 1	Sector 2	Sector 3	T. Spd	Elapsed
1	10:43:26.996	10:41:45.387	48.683	52.926	145.5	10:43:26.996	1	10:43:56.038	10:42:04.292	59.106	52.640	155.1	10:43:56.038
2	2:12.867	42.882	44.471	45.514	180.9	10:45:39.863	2	2:07.774	41.350	42.574	43.850	205.3	10:46:03.812
3	2:10.641	41.203	44.677	44.761	206.5	10:47:50.504	3	2:08.801	41.016	42.778	45.007	197.4	10:48:12.613
4	2:09.919	41.360	43.718	44.841	199.2	10:50:00.423	4	2:08.221	41.342	42.681	44.198	211.3	10:50:20.834
5	2:09.758	41.050	43.744	44.964	213.0	10:52:10.181	5	2:11.919	44.014	43.971	43.934	209.3	10:52:32.753
6	2:11.334	41.311	46.040	43.983	214.7	10:54:21.515	6	2:07.799	41.233	42.809	43.757	201.1	10:54:40.552
7	2:50.604 P	41.054	43.382	1:26.168	212.1	10:57:12.119	7	3:24.371 P	40.874	52.231	1:51.266	211.3	10:58:04.923
8	4:12.819	2:44.995	43.599	44.225	97.7	11:01:24.938	8	3:52.945	2:22.398	45.170	45.377	122.0	11:01:57.868
9	2:08.675	40.827	43.705	44.143	215.5	11:03:33.613	9	2:07.886	40.942	42.909	44.035	207.6	11:04:05.754
10	3:12.228 P	49.954	54.292	1:27.982	141.5	11:06:45.841	10	3:31.020 P	50.982	51.632	1:48.406	143.2	11:07:36.774
5 Pierre-Jean Reypin CATERHAM 420 R							13 Eric Pinson CATERHAM 420 R						
A ROSSELSP							A ST ELOI						
Lap D	Time	Sector 1	Sector 2	Sector 3	T. Spd	Elapsed	Lap D	Time	Sector 1	Sector 2	Sector 3	T. Spd	Elapsed
1	10:42:56.004	10:41:12.077	50.925	53.002	108.5	10:42:56.004	1	10:44:00.159	10:42:06.049	58.288	55.822	138.2	10:44:00.159
2	2:46.527	45.616	44.782	46.129	164.6	10:45:12.531	2	2:19.654	43.491	47.271	48.892	197.4	10:46:19.813
3	2:12.192	41.991	44.554	45.647	211.3	10:47:24.723	3	2:18.619	43.186	46.917	48.516	201.8	10:48:38.432
4	2:35.516	44.324	1:00.202	50.990	211.3	10:50:00.239	4	2:15.585	42.716	45.897	46.972	206.5	10:50:54.017
5	2:12.188	42.167	44.644	45.377	206.5	10:52:12.427	5	2:15.767	42.896	45.907	46.964	196.0	10:53:09.784
6	2:10.823	42.239	43.748	44.836	187.5	10:54:23.250	6	2:18.381	43.554	45.537	49.290	208.4	10:55:28.165
7	2:54.773 P	41.560	43.448	1:29.765	202.6	10:57:18.023	7	3:19.900 P	44.368	54.436	1:41.096	200.0	10:58:48.065
8	4:11.832	2:43.014	43.971	44.847	114.0	11:01:29.855	8	3:37.097	1:57.716	51.893	47.488	124.5	11:02:25.162
9	2:09.423	41.291	43.215	44.917	205.7	11:03:39.278	9	2:14.248	42.434	45.447	46.367	201.8	11:04:39.410
10	3:18.248 P	48.509	56.201	1:33.538	194.2	11:06:57.526	10	3:36.392 P	43.524	46.782	2:06.086	196.7	11:08:15.802





Autodromo Nazionale Monza
Caterham Cup 420R
Qualifying - 2
Lap Analysis



16 Harold Huot CATERHAM 420 R **21** Sylvio Bossi CATERHAM 420 R
 A ROSSELSP B CCF

Lap	D	Time	Sector 1	Sector 2	Sector 3	T. Spd	Elapsed	Lap	D	Time	Sector 1	Sector 2	Sector 3	T. Spd	Elapsed
1		10:42:38.321	10:40:59.558	50.598	48.165	147.7	10:42:38.321	1		10:43:30.811	10:41:39.715	54.180	56.916	129.3	10:43:30.811
2		2:10.684	41.829	43.732	45.123	198.5	10:44:49.005	2		2:22.688	44.914	46.440	51.334	148.3	10:45:53.499
3		2:09.747	41.487	43.553	44.707	206.5	10:46:58.752	3		2:22.731	47.016	46.370	49.345	208.0	10:48:16.230
4		2:09.735	41.404	43.867	44.464	192.5	10:49:08.487	4		2:19.496	45.679	46.293	47.524	194.2	10:50:35.726
5		2:09.060	41.238	43.123	44.699	186.8	10:51:17.547	5		2:15.521	42.963	45.620	46.938	163.6	10:52:51.247
6		2:10.166	41.304	43.430	45.432	207.2	10:53:27.713	6		2:15.371	42.268	45.573	47.530	200.0	10:55:06.618
7		2:13.630	45.239	43.345	45.046	195.2	10:55:41.343	7		3:10.994 P	42.902	49.360	1:38.732	191.1	10:58:17.612
8		3:16.240 P	52.806	59.051	1:24.383	145.1	10:58:57.583	8		3:49.966	2:16.077	46.601	47.288	110.0	11:02:07.578
9		3:13.507	1:41.278	47.366	44.863	152.5	11:02:11.090	9		2:13.565	42.495	44.779	46.291	164.3	11:04:21.143
10		2:10.234	41.014	42.867	46.353	210.5	11:04:21.324	10		3:40.897 P	46.898	55.756	1:58.243	176.7	11:08:02.040
11		3:35.011 P	46.253	52.184	1:56.574	175.0	11:07:56.335								

18 Jean-Michel Dallois CATERHAM 420 R **23** Pascal Wehrlein CATERHAM 420 R
 A IND B PALM

Lap	D	Time	Sector 1	Sector 2	Sector 3	T. Spd	Elapsed	Lap	D	Time	Sector 1	Sector 2	Sector 3	T. Spd	Elapsed
1		10:43:26.222	10:41:45.234	47.922	53.066	146.1	10:43:26.222	1		10:43:54.875	10:42:03.609	58.784	52.482	148.5	10:43:54.875
2		2:14.284	43.311	44.102	46.871	168.7	10:45:40.506	2		2:08.669	41.384	43.060	44.225	214.7	10:46:03.544
3		2:11.518	42.952	43.551	45.015	198.8	10:47:52.024	3		2:10.757	41.061	42.937	46.759	201.1	10:48:14.301
4		2:11.416	42.374	43.719	45.323	193.2	10:50:03.440	4		2:07.044	40.728	42.149	44.167	206.8	10:50:21.345
5		2:08.965	41.321	43.519	44.125	205.7	10:52:12.405	5		2:11.059	40.938	43.850	46.271	209.7	10:52:32.404
6		2:08.520	41.741	42.603	44.176	191.8	10:54:20.925	6		2:12.147	44.238	43.411	44.498	206.1	10:54:44.551
7		2:49.488 P	41.451	42.648	1:25.389	207.2	10:57:10.413	7		3:23.573 P	40.774	51.207	1:51.592	211.3	10:58:08.124
8		4:13.562	2:45.951	43.264	44.347	99.4	11:01:23.975	8		3:51.436	2:20.220	45.239	45.977	112.3	11:01:59.560
9		2:08.860	41.644	43.210	44.006	215.1	11:03:32.835	9		2:23.464 P	41.369	43.122	58.973	212.5	11:04:23.024
10		3:16.323 P	50.860	55.850	1:29.613	138.6	11:06:49.158								


19 Jeremy Azar CATERHAM 420 R **24** Bruno Noregal CATERHAM 420 R
 A ROSSELSP B PALM

Lap	D	Time	Sector 1	Sector 2	Sector 3	T. Spd	Elapsed	Lap	D	Time	Sector 1	Sector 2	Sector 3	T. Spd	Elapsed
1		10:42:37.108	10:41:01.397	47.868	47.843	144.5	10:42:37.108	1		10:43:51.705	10:41:33.361	1:01.204	1:17.140	105.1	10:43:51.705
2		2:09.954	42.273	42.961	44.720	208.4	10:44:47.062	2		2:11.412	42.562	44.220	44.630	195.2	10:46:03.117
3		2:09.722	41.607	43.104	45.011	211.3	10:46:56.784	3		2:12.713	40.701	46.829	45.183	214.7	10:48:15.830
4		2:09.682	41.732	43.271	44.679	196.7	10:49:06.466	4		2:07.780	41.166	42.853	43.761	208.8	10:50:23.610
5		2:09.391	41.477	43.347	44.567	212.5	10:51:15.857	5		2:07.559	40.914	42.702	43.943	212.1	10:52:31.169
6		2:14.708	43.936	46.046	44.726	206.8	10:53:30.565	6		2:08.009	41.101	42.889	44.019	212.5	10:54:39.178
7		2:07.586	40.944	42.473	44.169	212.1	10:55:38.151	7		3:12.150 P	40.786	49.483	1:41.881	213.4	10:57:51.328
8		2:50.373 P	48.064	52.070	1:10.239	167.1	10:58:28.524	8		4:00.612	2:31.516	44.553	44.543	96.7	11:01:51.940
9		3:32.112	2:05.132	42.919	44.061	153.6	11:02:00.636	9		2:06.979	40.859	42.505	43.615	213.8	11:03:58.919
10		2:07.300	40.467	42.915	43.918	202.6	11:04:07.936	10		3:18.045 P	47.052	52.737	1:38.256	162.1	11:07:16.964
11		3:23.892 P	48.490	48.391	1:47.011	154.5	11:07:31.828								

20 Franck Chahinian CATERHAM 420 R **26** Gilles Charpentier CATERHAM 420 R
 A CCF B CCF

Lap	D	Time	Sector 1	Sector 2	Sector 3	T. Spd	Elapsed	Lap	D	Time	Sector 1	Sector 2	Sector 3	T. Spd	Elapsed
1		10:43:24.317	10:41:26.672	57.277	1:00.368	109.3	10:43:24.317	1		10:43:34.425	10:41:44.783	52.040	57.602	107.7	10:43:34.425
2		2:16.917	41.619	45.331	49.967	194.5	10:45:41.234	2		2:22.222	46.369	47.824	48.029	158.8	10:45:56.647
3		2:09.441	41.141	43.823	44.477	209.7	10:47:50.675	3		2:20.468	43.337	46.166	50.965	201.4	10:48:17.115
4		2:24.115	43.750	54.901	45.464	191.1	10:50:14.790	4		2:16.710	43.324	46.193	47.193	186.8	10:50:33.825
5		2:06.622	40.994	41.725	43.903	214.2	10:52:21.412	5		2:14.412	42.544	44.975	46.893	181.8	10:52:48.237
6		2:15.385	40.919	44.716	49.750	206.5	10:54:36.797	6		2:14.099	42.513	45.110	46.476	201.1	10:55:02.336
7		3:06.672 P	40.305	48.722	1:37.645	211.7	10:57:43.469	7		3:11.397 P	42.415	51.759	1:37.223	198.1	10:58:13.733
8		4:10.650	2:40.571	45.832	44.247	100.6	11:01:54.119	8		4:03.586	2:22.971	53.805	46.810	106.2	11:02:17.319
9		2:07.334	40.423	42.828	44.083	215.5	11:04:01.453	9		2:13.081	42.101	44.703	46.277	201.8	11:04:30.400
10		3:22.956 P	48.421	53.050	1:41.485	155.1	11:07:24.409	10		3:37.251 P	42.964	54.571	1:59.716	181.8	11:08:07.651





Autodromo Nazionale Monza
Caterham Cup 420R
Qualifying - 2
Lap Analysis



27 Harald Mag CATERHAM 420 R **33** François Clement Delaisse CATERHAM 420 R
 A CCF A CCF

Lap D	Time	Sector 1	Sector 2	Sector 3	T. Spd	Elapsed	Lap D	Time	Sector 1	Sector 2	Sector 3	T. Spd	Elapsed
1	10:43:27.467	10:41:29.942	56.273	1:01.252	111.9	10:43:27.467	1	10:43:30.287	10:41:37.547	55.442	57.298	114.0	10:43:30.287
2	2:13.560	42.701	44.823	46.036	182.4	10:45:41.027	2	2:16.107	43.588	45.576	46.943	159.7	10:45:46.394
3	2:14.628	42.713	46.709	45.206	189.1	10:47:55.655	3	2:12.939	42.001	45.060	45.878	171.9	10:47:59.333
4	2:11.601	41.938	44.918	44.745	191.1	10:50:07.256	4	2:16.601	42.219	48.665	45.717	162.4	10:50:15.934
5	2:11.954	41.778	45.194	44.982	196.0	10:52:19.210	5	2:08.996	40.970	43.497	44.529	203.3	10:52:24.930
6	2:12.125	41.917	44.702	45.506	195.2	10:54:31.335	6	2:12.740	41.318	44.524	46.898	199.6	10:54:37.670
7	2:59.768 P	41.525	47.821	1:30.422	214.2	10:57:31.103	7	3:19.772 P	41.152	52.440	1:46.180	199.6	10:57:57.442
8	4:03.948	2:31.622	46.740	45.586	166.6	11:01:35.051	8	4:03.682	2:26.688	48.265	48.729	94.7	11:02:01.124
9	2:10.877	41.632	44.395	44.850	208.0	11:03:45.928	9	2:09.902	41.545	43.567	44.790	182.4	11:04:11.026
10	3:21.631 P	52.716	51.329	1:37.586	133.8	11:07:07.559	10	3:39.537 P	49.313	55.417	1:54.807	131.3	11:07:50.563

29 Eric Moussier CATERHAM 420 R **35** Bastien Gassin CATERHAM 420 R
 A CCF A ST ELOI

Lap D	Time	Sector 1	Sector 2	Sector 3	T. Spd	Elapsed	Lap D	Time	Sector 1	Sector 2	Sector 3	T. Spd	Elapsed
1	10:43:23.861	10:41:25.417	57.422	1:01.022	106.6	10:43:23.861	1	10:45:42.102			10:45:42.102		10:45:42.102
2	2:20.002	41.851	46.809	51.342	206.8	10:45:43.863	2	2:09.463			10:47:51.565		10:47:51.565
3	2:17.714	41.694	46.103	49.917	203.3	10:48:01.577	3	2:21.721			10:50:13.286		10:50:13.286
4	2:11.131	40.999	45.498	44.634	211.3	10:50:12.708	4	2:06.432			10:52:19.418		10:52:19.418
5	2:10.502	40.930	45.216	44.356	208.8	10:52:23.210	5	2:20.086			10:54:39.504		10:54:39.504
6		40.544	43.478		213.8		6	3:13.468 P			10:57:52.972		10:57:52.972
							7	4:07.497			11:02:00.469		11:02:00.469
							8	2:07.897			11:04:08.366		11:04:08.366
							9	3:12.069 P			11:07:20.435		11:07:20.435


30 Gary Gachnang CATERHAM 420 R **38** Claude Boueix CATERHAM 420 R
 A PALM B DOG RACING

Lap D	Time	Sector 1	Sector 2	Sector 3	T. Spd	Elapsed	Lap D	Time	Sector 1	Sector 2	Sector 3	T. Spd	Elapsed
1	10:43:53.172	10:42:03.147	58.257	51.768	147.9	10:43:53.172	1	10:42:35.740	10:40:55.570	50.378	49.792	114.6	10:42:35.740
2	2:13.383	41.019	47.387	44.977	213.8	10:46:06.555	2	2:21.649	44.285	48.461	48.903	185.5	10:44:57.389
3	2:07.936	40.945	42.903	44.088	214.2	10:48:14.491	3	2:18.089	44.392	46.512	47.185	163.8	10:47:15.478
4	2:08.347	40.983	42.754	44.610	204.1	10:50:22.838	4	2:15.084	42.196	46.006	46.882	193.2	10:49:30.562
5	2:08.139	40.670	42.786	44.683	216.0	10:52:30.977	5	2:13.232	42.698	44.819	45.715	198.1	10:51:43.794
6	2:14.257	42.025	48.320	43.912	185.8	10:54:45.234	6	2:12.007	41.925	44.667	45.415	192.5	10:53:55.801
7	3:24.796 P	40.200	51.919	1:52.677	216.4	10:58:10.030	7	2:34.498 P	41.672	44.316	1:08.510	204.9	10:56:30.299
8	3:45.754	2:16.157	44.687	44.910	117.5	11:01:55.784	8	4:48.501	3:17.672	44.903	45.926	151.4	11:01:18.800
9	2:07.400	40.560	43.195	43.645	214.7	11:04:03.184	9	2:12.736	41.699	44.788	46.249	208.8	11:03:31.536
10	3:10.040 P	47.085	49.261	1:33.694	143.0	11:07:13.224	10	3:12.267 P	45.849	55.286	1:31.132	146.1	11:06:43.803

32 Jean-Pierre Mignatelli CATERHAM 420 R **40** Franck Labescat CATERHAM 420 R
 B CCF A CCF

Lap D	Time	Sector 1	Sector 2	Sector 3	T. Spd	Elapsed	Lap D	Time	Sector 1	Sector 2	Sector 3	T. Spd	Elapsed
1	10:43:28.629	10:41:36.083	54.382	58.164	114.6	10:43:28.629	1	10:42:47.817	10:41:09.333	51.078	47.406	116.1	10:42:47.817
2	2:14.525	43.141	44.837	46.547	170.0	10:45:43.154	2	2:13.277	42.556	44.900	45.821	184.3	10:45:01.094
3	2:13.542	43.372	44.775	45.395	190.8	10:47:56.696	3	2:11.091	41.673	44.626	44.792	193.8	10:47:12.185
4	2:12.130	42.478	44.569	45.083	178.5	10:50:08.826	4	2:10.998	41.527	44.238	45.233	201.4	10:49:23.183
5	2:10.543	41.410	44.211	44.922	203.3	10:52:19.369	5	2:11.114	41.768	44.287	45.059	204.5	10:51:34.297
6	2:12.728	42.535	44.862	45.331	191.1	10:54:32.097	6	2:09.466	41.155	43.642	44.669	201.1	10:53:43.763
7	3:01.749 P	41.235	47.845	1:32.669	203.7	10:57:33.846	7	2:22.669 P	41.300	43.707	57.662	199.6	10:56:06.432
8	3:58.597	2:29.124	44.288	45.185	166.9	11:01:32.443	8	5:02.186	3:33.264	44.075	44.847	170.3	11:01:08.618
9	2:10.469	41.774	43.268	45.427	201.1	11:03:42.912	9	2:09.628	41.202	43.532	44.894	207.6	11:03:18.246
10	3:22.662 P	55.142	51.289	1:36.231	146.3	11:07:05.574	10	3:05.763 P	48.531	1:00.488	1:16.744	198.1	11:06:24.009





Autodromo Nazionale Monza
Caterham Cup 420R
Qualifying - 2
Lap Analysis



41 Pascal Meignan CATERHAM 420 R **52** David Leguem CATERHAM 420 R
 B ST ELOI A ST ELOI

Lap	D	Time	Sector 1	Sector 2	Sector 3	T. Spd	Elapsed	Lap	D	Time	Sector 1	Sector 2	Sector 3	T. Spd	Elapsed
1		10:42:48.556	10:41:09.630	51.092	47.834	111.8	10:42:48.556	1		10:43:23.869	10:41:19.445	1:02.463	1:01.961	118.8	10:43:23.869
2		2:13.682	41.979	46.018	45.685	186.5	10:45:02.238	2		2:16.054	42.844	44.269	48.938	181.2	10:45:39.920
3		2:10.789	41.491	44.566	44.732	200.3	10:47:13.027	3		2:10.228	41.423	44.197	44.608	194.5	10:47:50.148
4		2:10.724	41.453	44.171	45.100	196.0	10:49:23.751	4		2:14.464	41.521	43.624	49.319	203.0	10:50:04.612
5		2:12.342	42.530	44.616	45.196	192.8	10:51:36.093	5		2:07.880	40.980	42.956	43.944	204.1	10:52:12.492
6		2:08.633	41.098	43.196	44.339	204.5	10:53:44.726	6		2:07.243	41.118	42.493	43.632	194.2	10:54:19.735
7		2:35.967 P	45.509	44.164	1:06.294	154.7	10:56:20.693	7		2:47.583 P	41.344	43.433	1:22.806	205.3	10:57:07.318
8		4:52.686	3:24.047	44.013	44.626	155.1	11:01:13.379	8		4:18.455	2:47.322	43.452	47.681	112.5	11:01:25.773
9		2:09.069	41.202	43.288	44.579	211.3	11:03:22.448	9		2:09.781	40.683	45.162	43.936	212.5	11:03:35.554
10		3:13.420 P	48.816	58.721	1:25.883	151.2	11:06:35.868	10		3:15.139 P	48.739	55.520	1:30.880	146.1	11:06:50.693

44 Alain Girardot CATERHAM 420 R **55** Bertrand Semaille CATERHAM 420 R
 B CCF A PALM

Lap	D	Time	Sector 1	Sector 2	Sector 3	T. Spd	Elapsed	Lap	D	Time	Sector 1	Sector 2	Sector 3	T. Spd	Elapsed
1		10:43:25.045	10:41:27.312	57.185	1:00.548	110.9	10:43:25.045	1		10:43:24.477	10:41:34.360	54.551	55.566	92.5	10:43:24.477
2		2:12.555	42.189	43.871	46.495	187.8	10:45:37.600	2		2:16.294	42.193	47.968	46.133	190.8	10:45:40.771
3		2:13.977	43.769	44.603	45.605	180.3	10:47:51.577	3		2:13.310	42.023	44.379	46.908	205.7	10:47:54.081
4		2:10.544	42.346	43.079	45.119	188.1	10:50:02.121	4		2:12.308	42.402	45.016	44.890	209.7	10:50:06.389
5		2:08.896	41.108	43.272	44.516	203.3	10:52:11.017	5		2:11.698	41.953	43.563	46.182	203.7	10:52:18.087
6		2:08.407	40.699	43.046	44.662	212.1	10:54:19.424	6		2:15.358	43.073	44.698	47.587	213.4	10:54:33.445
7		2:46.383 P	41.643	43.235	1:21.505	206.8	10:57:05.807	7		3:03.943 P	41.464	46.824	1:35.655	210.1	10:57:37.388
8		4:23.792	2:52.613	46.339	44.840	106.8	11:01:29.599	8		3:56.520	2:26.549	44.955	45.016	179.4	11:01:33.908
9		2:07.334	40.744	42.655	43.935	211.7	11:03:36.933	9		2:08.900	41.182	43.445	44.273	210.1	11:03:42.808
10		3:19.197 P	50.481	55.991	1:32.725	137.2	11:06:56.130	10		3:20.348 P	51.200	51.169	1:37.979	162.4	11:07:03.156

46 Olivier Forzano CATERHAM 420 R **59** Tristan Clay CATERHAM 420 R
 A PALM A CCF

Lap	D	Time	Sector 1	Sector 2	Sector 3	T. Spd	Elapsed	Lap	D	Time	Sector 1	Sector 2	Sector 3	T. Spd	Elapsed
1		10:43:27.432	10:41:28.321	57.038	1:02.073	110.7	10:43:27.432	1		10:43:13.280	10:41:18.087	1:01.041	54.152	110.4	10:43:13.280
2		2:37.509	49.802	1:02.798	44.909	169.0	10:46:04.941	2		2:33.640	50.683	49.413	53.544	192.8	10:45:46.920
3		2:08.962	40.903	43.284	44.775	214.7	10:48:13.903	3		2:15.354	41.438	43.465	50.451	180.6	10:48:02.274
4		2:07.610	41.153	42.898	43.559	210.9	10:50:21.513	4		2:08.019	40.731	43.114	44.174	208.4	10:50:10.293
5		2:08.898	41.060	43.363	44.475	205.7	10:52:30.411	5		2:11.515	41.070	46.305	44.140	213.8	10:52:21.808
6		2:10.993	43.733	43.139	44.121	187.8	10:54:41.404	6		2:14.093	41.187	45.199	47.707	203.3	10:54:35.901
7		3:17.673 P	41.163	50.471	1:46.039	211.3	10:57:59.077	7		3:11.391 P	42.267	50.082	1:39.042	197.8	10:57:47.292
8		3:55.419	2:25.337	46.089	43.993	106.0	11:01:54.496	8		4:02.557	2:31.783	45.146	45.628	100.3	11:01:49.849
9		2:08.325	41.093	43.302	43.930	208.8	11:04:02.821	9		2:08.767	41.152	43.173	44.442	212.1	11:03:58.616
10		3:23.159 P	47.981	52.232	1:42.946	142.6	11:07:25.980	10		3:43.978 P	49.754	52.526	2:01.698	141.7	11:07:42.594

50 Michel Morey CATERHAM 420 R **60** Francis Chatelain CATERHAM 420 R
 B CCF B PALM

Lap	D	Time	Sector 1	Sector 2	Sector 3	T. Spd	Elapsed	Lap	D	Time	Sector 1	Sector 2	Sector 3	T. Spd	Elapsed
1		10:42:54.934	10:41:13.133	50.238	51.563	107.7	10:42:54.934	1		10:43:25.750	10:41:33.865	54.299	57.586	98.0	10:43:25.750
2		2:19.597	42.718	50.065	46.814	187.5	10:45:14.531	2		2:17.067	42.260	44.080	50.727	189.4	10:45:42.817
3		2:31.841	53.784	50.114	47.943	200.3	10:47:46.372	3		2:11.178	41.611	44.987	44.580	204.9	10:47:53.995
4		2:18.229	43.464	47.376	47.389	204.1	10:50:04.601	4		2:09.443	41.109	43.931	44.403	213.0	10:50:03.438
5		2:14.387	42.315	45.655	46.417	187.1	10:52:18.988	5		2:10.390	41.328	44.253	44.809	211.3	10:52:13.828
6		2:14.022	42.589	45.231	46.202	192.5	10:54:33.010	6		2:08.416	41.083	43.290	44.043	204.1	10:54:22.244
7		3:08.347 P	43.159	47.293	1:37.895	170.8	10:57:41.357	7		2:52.202 P	40.827	43.092	1:28.283	212.1	10:57:14.446
8		4:11.529	2:38.295	46.358	46.876	101.1	11:01:52.886	8		6:22.347	3:58.762	1:24.688	58.897	109.6	11:03:36.793
9		2:13.471	42.023	45.100	46.348	190.4	11:04:06.357	9		3:16.448 P	49.091	55.228	1:32.129	147.9	11:06:53.241
10		3:40.192 P	53.525	54.380	1:52.287	140.0	11:07:46.549								





Autodromo Nazionale Monza
Caterham Cup 420R
Qualifying - 2
Lap Analysis



63 Frédéric Allaire CATERHAM 420 R **71** Laurent Bouterin CATERHAM 420 R
 A ST ELOI A IND

Lap	D	Time	Sector 1	Sector 2	Sector 3	T. Spd	Elapsed	Lap	D	Time	Sector 1	Sector 2	Sector 3	T. Spd	Elapsed
1		10:42:50.794	10:41:09.250	52.214	49.330	111.2	10:42:50.794	1		10:42:35.881	10:41:00.706	47.325	47.850	137.7	10:42:35.881
2		2:13.423	42.817	45.431	45.175	181.5	10:45:04.217	2		2:11.886	42.283	44.229	45.374	206.8	10:44:47.767
3		2:12.474	41.279	46.291	44.904	207.2	10:47:16.691	3		2:13.134	41.562	45.979	45.593	207.6	10:47:00.901
4		2:13.786	42.553	45.086	46.147	199.6	10:49:30.477	4		2:10.191	41.317	43.570	45.304	208.4	10:49:11.092
5		2:13.345	44.550	44.036	44.759	203.3	10:51:43.822	5		2:09.588	41.176	43.538	44.874	210.9	10:51:20.680
6		2:10.402	41.492	43.658	45.252	207.6	10:53:54.224	6		2:08.700	41.243	43.094	44.363	209.3	10:53:29.380
7		2:31.498 P	42.043	43.684	1:05.771	203.0	10:56:25.722	7		2:13.890	41.194	47.953	44.743	201.4	10:55:43.270
8		4:49.560	3:20.570	44.719	44.271	163.8	11:01:15.282	8		3:19.127 P	52.643	58.663	1:27.821	142.1	10:59:02.397
9		2:09.599	41.551	43.383	44.665	207.6	11:03:24.881	9		3:12.214	1:40.156	47.117	44.941	153.6	11:02:14.611
10		3:08.683 P	48.567	57.636	1:22.480	143.0	11:06:33.564	10		2:09.414	41.197	43.928	44.289	208.0	11:04:24.025
11		3:41.365 P						11		47.246	55.180	1:58.939	154.2	11:08:05.390	

66 Pierre Andre Nicolas CATERHAM 420 R **72** Nicolas Cottancin CATERHAM 420 R
 A PALM A CCF

Lap	D	Time	Sector 1	Sector 2	Sector 3	T. Spd	Elapsed	Lap	D	Time	Sector 1	Sector 2	Sector 3	T. Spd	Elapsed
1		10:43:26.052	10:41:34.945	54.623	56.484	111.9	10:43:26.052	1		10:43:29.670	10:41:38.557	53.129	57.984	118.6	10:43:29.670
2		2:13.493	42.569	44.237	46.687	179.4	10:45:39.545	2		2:14.172	42.993	45.057	46.122	180.6	10:45:43.842
3		2:11.624	42.044	44.117	45.463	192.5	10:47:51.169	3		2:15.345	43.003	46.166	46.176	183.0	10:47:59.187
4		2:13.894	43.682	45.409	44.803	187.5	10:50:05.063	4		2:12.739	41.933	45.054	45.752	194.5	10:50:11.926
5		2:10.752	41.928	43.968	44.856	196.0	10:52:15.815	5		2:12.349	41.948	44.728	45.673	202.6	10:52:24.275
6		2:09.838	41.693	43.207	44.938	201.4	10:54:25.653	6		2:11.040	41.467	44.434	45.139	207.2	10:54:35.315
7		2:59.914 P	41.177	46.110	1:32.627	205.7	10:57:25.567	7		3:09.905 P	41.815	50.555	1:37.535	196.0	10:57:45.220
8		4:05.042	2:35.718	43.881	45.443	158.8	11:01:30.609	8		4:04.532	2:33.521	45.072	45.939	102.1	11:01:49.752
9		2:09.314	41.603	43.302	44.409	205.3	11:03:39.923	9		2:10.513	41.989	43.586	44.938	191.4	11:04:00.265
10		3:20.835 P	50.821	53.955	1:36.059	144.3	11:07:00.758	10		3:27.875 P	49.163	53.134	1:45.578	155.8	11:07:28.140


69 Philippe Quetaud CATERHAM 420 R **75** Alexandre Pinto CATERHAM 420 R
 A CCF A ST ELOI

Lap	D	Time	Sector 1	Sector 2	Sector 3	T. Spd	Elapsed	Lap	D	Time	Sector 1	Sector 2	Sector 3	T. Spd	Elapsed
1		10:43:01.421 P	10:41:12.721	49.523	59.177	105.6	10:43:01.421	1		10:42:51.079	10:41:10.446	51.570	49.063	116.2	10:42:51.079
2		3:57.046	2:05.085	1:05.937	46.024	175.8	10:46:58.467	2		2:13.653	41.601	45.906	46.146	191.8	10:45:04.732
3		2:09.474	41.344	43.325	44.805	193.5	10:49:07.941	3		2:10.846	41.190	44.116	45.540	207.6	10:47:15.578
4		2:09.529	41.233	43.410	44.886	185.5	10:51:17.470	4		2:10.565	41.555	44.079	44.931	200.0	10:49:26.143
5		2:09.785	41.681	43.386	44.718	189.4	10:53:27.255	5		2:11.820	41.919	45.056	44.845	178.8	10:51:37.963
6		2:11.132	41.717	43.756	45.659	197.4	10:55:38.387	6		2:08.988	40.986	43.309	44.693	201.4	10:53:46.951
7		3:14.707 P	54.263	57.253	1:23.191	133.4	10:58:53.094	7		2:31.646 P	42.504	43.604	1:05.538	194.2	10:56:18.597
8		3:14.226	1:44.895	44.250	45.081	160.9	11:02:07.320	8		4:53.218	3:24.906	43.374	44.938	163.3	11:01:11.815
9		2:09.600	41.411	43.499	44.690	198.1	11:04:16.920	9		2:09.268	41.326	43.413	44.529	205.3	11:03:21.083
10		3:36.760 P	48.047	54.337	1:54.376	164.3	11:07:53.680	10		3:06.570 P	48.582	59.081	1:18.907	159.2	11:06:27.653

70 Thomas Bouterin CATERHAM 420 R **77** Arnaud Mignatelli CATERHAM 420 R
 A IND A CCF

Lap	D	Time	Sector 1	Sector 2	Sector 3	T. Spd	Elapsed	Lap	D	Time	Sector 1	Sector 2	Sector 3	T. Spd	Elapsed
1		10:42:28.534	10:40:55.397	46.167	46.970	125.7	10:42:28.534	1		10:43:13.968	10:41:18.632	1:01.527	53.809	121.3	10:43:13.968
2		2:16.353	45.319	44.925	46.109	204.5	10:44:44.887	2		2:17.214	47.167	44.696	45.351	198.5	10:45:31.182
3		2:12.404	42.516	44.041	45.547	204.9	10:46:56.991	3		2:12.219	42.304	44.567	45.348	213.8	10:47:43.401
4		2:09.813	41.579	43.649	44.585	209.3	10:49:06.804	4		2:10.461	41.320	43.930	45.211	213.8	10:49:53.862
5		2:10.676	41.911	43.593	45.172	192.8	10:51:17.480	5		2:10.568	41.571	44.007	44.990	210.1	10:52:04.430
6		2:10.282	42.146	43.735	44.401	186.2	10:53:27.762	6		2:19.056 P	41.853	43.719	53.484	209.3	10:54:23.486
7		2:10.515	41.838	43.662	45.015	199.2	10:55:38.277	7		3:58.804 P	1:44.243	55.465	1:19.096	177.3	10:58:22.290
8		3:16.882 P	54.841	58.181	1:23.860	129.9	10:58:55.159	8		3:38.638	2:10.513	43.545	44.580	120.5	11:02:00.928
9		3:12.460	1:43.290	44.386	44.784	163.8	11:02:07.619	9		2:07.549	40.562	43.077	43.910	199.6	11:04:08.477
10		2:09.357	41.826	43.143	44.388	194.5	11:04:16.976	10		3:30.743 P	49.661	51.069	1:50.013	149.1	11:07:39.220
11		3:42.851 P	48.805	55.460	1:58.586	157.8	11:07:59.827								





Autodromo Nazionale Monza
Caterham Cup 420R
Qualifying - 2
Lap Analysis



80 Sebastien Montagne CATERHAM 420 R **92** Olivier Loi CATERHAM 420 R

A							B								
ST ELOI							ST ELOI								
Lap	D	Time	Sector 1	Sector 2	Sector 3	T. Spd	Elapsed	Lap	D	Time	Sector 1	Sector 2	Sector 3	T. Spd	Elapsed
1		10:42:47.361	10:41:08.354	50.518	48.489	126.0	10:42:47.361	1		10:42:47.586	10:41:08.571	50.646	48.369	131.8	10:42:47.586
2		2:12.827	41.992	45.220	45.615	204.5	10:45:00.188	2		2:13.110	41.978	45.192	45.940	209.3	10:45:00.696
3		2:11.543	41.485	44.871	45.187	202.2	10:47:11.731	3		2:11.446	41.441	44.634	45.371	203.7	10:47:12.142
4		2:11.448	41.682	44.527	45.239	210.5	10:49:23.179	4		2:11.486	41.805	44.528	45.153	201.4	10:49:23.628
5		2:10.401	41.716	44.011	44.674	201.1	10:51:33.580	5		2:10.897	41.775	43.942	45.180	190.4	10:51:34.525
6		2:10.165	41.409	44.250	44.506	215.5	10:53:43.745	6		2:10.042	41.413	44.012	44.617	199.6	10:53:44.567
7		2:29.265 P	42.588	44.642	1:02.035	178.5	10:56:13.010	7		2:24.765 P	41.403	44.452	58.910	206.1	10:56:09.332
8		4:56.951	3:27.621	44.497	44.833	179.1	11:01:09.961	8		5:00.021	3:30.685	44.378	44.958	175.3	11:01:09.353
9		2:08.754	41.327	43.324	44.103	212.5	11:03:18.715	9		2:09.853	41.259	43.775	44.819	208.0	11:03:19.206
10		3:07.482 P	49.078	1:00.103	1:18.301	186.5	11:06:26.197	10		3:11.712 P	48.981	59.281	1:23.450	162.1	11:06:30.918

81 François-Xavier Fleury CATERHAM 420 R **98** Olivier Guerin CATERHAM 420 R

A							A								
ST ELOI							CCF								
Lap	D	Time	Sector 1	Sector 2	Sector 3	T. Spd	Elapsed	Lap	D	Time	Sector 1	Sector 2	Sector 3	T. Spd	Elapsed
1		10:42:48.686	10:41:08.893	51.875	47.918	121.8	10:42:48.686	1		10:43:12.327	10:41:17.819	56.015	58.493	120.5	10:43:12.327
2		2:14.441	41.931	46.829	45.681	183.0	10:45:03.127	2		2:20.424	44.452	50.211	45.761	198.8	10:45:32.751
3		2:11.164	41.734	44.459	44.971	194.2	10:47:14.291	3		2:17.646	41.970	48.298	47.377	209.7	10:47:50.396
4		2:10.043	41.536	43.576	44.931	197.0	10:49:24.334	4		2:11.712	42.752	43.707	45.253	202.6	10:50:02.108
5		2:12.182	42.970	44.046	45.166	156.2	10:51:36.516	5		2:09.652	41.428	43.432	44.792	200.0	10:52:11.760
6		2:08.491	41.222	42.719	44.550	199.2	10:53:45.007	6		2:08.789	41.098	43.471	44.220	210.9	10:54:20.549
7		2:32.166 P	44.580	43.366	1:04.220	154.7	10:56:17.173	7		2:48.856 P	41.039	43.296	1:24.521	215.5	10:57:09.405
8		4:53.928	3:25.712	43.652	44.564	174.7	11:01:11.101	8		4:16.772	2:48.522	43.330	44.920	109.7	11:01:26.177
9		2:10.683	42.229	43.608	44.846	198.8	11:03:21.784	9		2:08.938	40.760	43.262	44.916	211.7	11:03:35.115
10		3:07.649 P	48.343	59.248	1:20.058	159.2	11:06:29.433	10		3:02.519 P	49.468	51.114	1:21.937	133.4	11:06:37.634

86 Ugo Leboucher CATERHAM 420 R **211** Arnaud Trotin CATERHAM 420 R

A							A								
ST ELOI							ROSSELSP								
Lap	D	Time	Sector 1	Sector 2	Sector 3	T. Spd	Elapsed	Lap	D	Time	Sector 1	Sector 2	Sector 3	T. Spd	Elapsed
1		10:42:49.697	10:41:09.899	51.360	48.438	116.2	10:42:49.697	1		10:42:47.148	10:41:09.571	49.777	47.800	113.5	10:42:47.148
2		2:12.711	41.859	44.905	45.947	184.9	10:45:02.408	2		2:12.936	42.732	45.067	45.137	204.5	10:45:00.084
3		2:12.258	41.816	44.312	46.130	179.1	10:47:14.666	3		2:11.643	41.662	44.714	45.267	202.6	10:47:11.727
4		2:09.415	41.097	43.269	45.049	189.4	10:49:24.081	4		2:11.487	41.881	44.601	45.005	197.4	10:49:23.214
5		2:13.385	43.542	44.211	45.632	145.3	10:51:37.466	5		2:10.292	41.714	44.074	44.504	196.0	10:51:33.506
6		2:07.723	40.609	43.018	44.096	206.8	10:53:45.189	6		2:10.506	42.041	43.913	44.552	197.8	10:53:44.012
7		2:29.250 P	42.065	43.949	1:03.236	159.5	10:56:14.439	7		2:24.010 P	41.152	43.966	58.892	215.5	10:56:08.022
8		4:56.158	3:27.565	43.580	45.013	178.2	11:01:10.597	8		5:00.445	3:31.616	43.882	44.947	177.3	11:01:08.467
9		2:08.243	40.807	43.383	44.053	206.5	11:03:18.840	9		2:09.789	41.880	43.265	44.644	192.5	11:03:18.256
10		2:56.905 P	50.010	58.826	1:08.069	146.5	11:06:15.745	10		2:55.261 P	49.353	59.439	1:06.469	164.1	11:06:13.517

87 Yann Gasparini CATERHAM 420 R

B							
ST ELOI							
Lap	D	Time	Sector 1	Sector 2	Sector 3	T. Spd	Elapsed
1		10:42:51.450	10:41:11.075	51.242	49.133	116.7	10:42:51.450
2		2:13.669	42.442	45.353	45.874	188.8	10:45:05.119
3		2:10.638	41.645	43.783	45.210	203.3	10:47:15.757
4		2:13.795	42.079	45.915	45.801	184.9	10:49:29.552
5		2:12.919	42.670	44.423	45.826	199.2	10:51:42.471
6		2:12.548	42.574	44.137	45.837	195.2	10:53:55.019
7		2:32.079 P	41.903	43.837	1:06.339	201.8	10:56:27.098
8		4:49.636	3:19.392	45.159	45.085	160.0	11:01:16.734
9		2:11.940	41.853	44.100	45.987	202.2	11:03:28.674
10		3:11.506 P	45.553	57.662	1:28.291	185.5	11:06:40.180





Autodromo Nazionale Monza

Caterham Cup 420R


Qualifying - 2

Best Sectors Results



Sector - 1			Sector - 2			Sector - 3			Ideal Lap vs Best Lap						
Clas	Nº	Driver	Time	Nº	Driver	Time	Nº	Driver	Time	Clas	Nº	Driver	Ideal Lap	Best Lap	Clas
1	30	Gary Gachnang	40.200	20	Franck Chahinian	41.725	1	Mathys Jaubert	43.138	1	1	Mathys Jaubert	2:05.438	2:05.629	1
2	20	Franck Chahinian	40.305	1	Mathys Jaubert	41.939	46	Olivier Forzano	43.559	2	20	Franck Chahinian	2:05.933	2:06.622	2
3	1	Mathys Jaubert	40.361	23	Pascal Wehrlen	42.149	24	Bruno Noregral	43.615	3	30	Gary Gachnang	2:06.599	2:07.400	9
4	7	Henri Charpentier	40.370	19	Jeremy Azar	42.473	52	David Leguem	43.632	4	52	David Leguem	2:06.808	2:07.243	6
5	19	Jeremy Azar	40.467	52	David Leguem	42.493	30	Gary Gachnang	43.645	5	24	Bruno Noregral	2:06.821	2:06.979	4
6	29	Eric Moussier	40.544	24	Bruno Noregral	42.505	12	Arnaud Griffon	43.757	6	19	Jeremy Azar	2:06.858	2:07.300	7
7	77	Arnaud Mignatelli	40.562	9	Henri Bizet	42.556	9	Henri Bizet	43.815	7	9	Henri Bizet	2:06.954	2:06.966	3
8	9	Henri Bizet	40.583	12	Arnaud Griffon	42.574	20	Franck Chahinian	43.903	8	23	Pascal Wehrlen	2:07.044	2:07.044	5
9	86	Ugo Leboucher	40.609	18	Jean-Michel Dallois	42.603	77	Arnaud Mignatelli	43.910	9	12	Arnaud Griffon	2:07.205	2:07.774	13
10	52	David Leguem	40.683	44	Alain Girardot	42.655	19	Jeremy Azar	43.918	10	44	Alain Girardot	2:07.289	2:07.334	8
11	44	Alain Girardot	40.699	81	François-Xavier Fleury	42.719	44	Alain Girardot	43.935	11	46	Olivier Forzano	2:07.360	2:07.610	11
12	24	Bruno Noregral	40.701	30	Gary Gachnang	42.754	3	Pierre-Emmanuel Dallois	43.983	12	77	Arnaud Mignatelli	2:07.549	2:07.549	10
13	23	Pascal Wehrlen	40.728	16	Harold Huot	42.867	18	Jean-Michel Dallois	44.006	13	86	Ugo Leboucher	2:07.680	2:07.723	12
14	59	Tristan Clay	40.731	46	Olivier Forzano	42.898	60	Francis Chatelain	44.043	14	7	Henri Charpentier	2:07.864	2:08.904	26
15	98	Olivier Guerin	40.760	2	Hervé Cordel	42.974	86	Ugo Leboucher	44.053	15	18	Jean-Michel Dallois	2:07.930	2:08.520	18
16	60	Francis Chatelain	40.827	86	Ugo Leboucher	43.018	80	Sebastien Montagne	44.103	16	60	Francis Chatelain	2:07.962	2:08.416	16
17	3	Pierre-Emmanuel Dallois	40.827	77	Arnaud Mignatelli	43.077	59	Tristan Clay	44.140	17	59	Tristan Clay	2:07.985	2:08.019	15
18	12	Arnaud Griffon	40.874	60	Francis Chatelain	43.092	23	Pascal Wehrlen	44.167	18	3	Pierre-Emmanuel Dallois	2:08.192	2:08.675	21
19	46	Olivier Forzano	40.903	71	Laurent Bouterin	43.094	98	Olivier Guerin	44.220	19	98	Olivier Guerin	2:08.242	2:08.789	24
20	33	François Clement Delaisse	40.970	59	Tristan Clay	43.114	63	Frédéric Allaire	44.271	20	16	Harold Huot	2:08.345	2:09.060	28
21	75	Alexandre Pinto	40.986	70	Thomas Bouterin	43.143	55	Bertrand Semaille	44.273	21	29	Eric Moussier	2:08.378	2:10.502	39
22	16	Harold Huot	41.014	7	Henri Charpentier	43.155	71	Laurent Bouterin	44.289	22	2	Hervé Cordel	2:08.459	2:08.563	19
23	2	Hervé Cordel	41.044	41	Pascal Meignan	43.196	7	Henri Charpentier	44.339	23	81	François-Xavier Fleury	2:08.491	2:08.491	17
24	41	Pascal Meignan	41.098	66	Pierre Andre Nicolas	43.207	41	Pascal Meignan	44.339	24	71	Laurent Bouterin	2:08.559	2:08.700	22
25	21	Arnaud Trotin	41.152	5	Pierre-Jean Reypin	43.215	29	Eric Moussier	44.356	25	41	Pascal Meignan	2:08.633	2:08.633	20
26	40	Franck Labescat	41.155	98	Olivier Guerin	43.262	70	Thomas Bouterin	44.388	26	80	Sebastien Montagne	2:08.754	2:08.754	23
27	71	Laurent Bouterin	41.176	211	Arnaud Trotin	43.265	66	Pierre Andre Nicolas	44.409	27	66	Pierre Andre Nicolas	2:08.793	2:09.314	29
28	66	Pierre Andre Nicolas	41.177	32	Jean-Pierre Mignatelli	43.268	2	Hervé Cordel	44.441	28	75	Alexandre Pinto	2:08.824	2:08.988	27
29	55	Bertrand Semaille	41.182	75	Alexandre Pinto	43.309	16	Harold Huot	44.464	29	55	Bertrand Semaille	2:08.900	2:08.900	25
30	81	François-Xavier Fleury	41.222	80	Sebastien Montagne	43.324	211	Arnaud Trotin	44.504	30	211	Arnaud Trotin	2:08.921	2:09.789	35
31	69	Philippe Quetaud	41.233	69	Philippe Quetaud	43.325	75	Alexandre Pinto	44.529	31	63	Frédéric Allaire	2:08.933	2:09.599	34
32	32	Jean-Pierre Mignatelli	41.235	3	Pierre-Emmanuel Dallois	43.382	33	François Clement Delaisse	44.529	32	33	François Clement Delaisse	2:08.996	2:09.902	37
33	92	Olivier Loi	41.259	63	Frédéric Allaire	43.383	81	François-Xavier Fleury	44.550	33	70	Thomas Bouterin	2:09.110	2:09.357	30
34	63	Frédéric Allaire	41.279	55	Bertrand Semaille	43.445	92	Olivier Loi	44.617	34	69	Philippe Quetaud	2:09.248	2:09.474	33
35	5	Pierre-Jean Reypin	41.291	29	Eric Moussier	43.478	40	Franck Labescat	44.669	35	5	Pierre-Jean Reypin	2:09.342	2:09.423	31
36	18	Jean-Michel Dallois	41.321	33	François Clement Delaisse	43.497	69	Philippe Quetaud	44.690	36	40	Franck Labescat	2:09.356	2:09.466	32
37	80	Sebastien Montagne	41.327	40	Franck Labescat	43.532	27	Harald Mag	44.745	37	32	Jean-Pierre Mignatelli	2:09.425	2:10.469	38
38	72	Nicolas Cottancin	41.467	72	Nicolas Cottancin	43.586	5	Pierre-Jean Reypin	44.836	38	92	Olivier Loi	2:09.651	2:09.853	36
39	27	Harald Mag	41.525	92	Olivier Loi	43.775	32	Jean-Pierre Mignatelli	44.922	39	72	Nicolas Cottancin	2:09.991	2:10.513	40
40	70	Thomas Bouterin	41.579	87	Yann Gasparini	43.783	72	Nicolas Cottancin	44.938	40	87	Yann Gasparini	2:10.513	2:10.638	41
41	87	Yann Gasparini	41.645	38	Claude Boueix	44.316	87	Yann Gasparini	45.085	41	27	Harald Mag	2:10.665	2:10.877	42
42	38	Claude Boueix	41.672	27	Harald Mag	44.395	38	Claude Boueix	45.415	42	38	Claude Boueix	2:11.403	2:12.007	43
43	50	Michel Morey	42.023	26	Gilles Charpentier	44.703	50	Michel Morey	46.202	43	26	Gilles Charpentier	2:13.081	2:13.081	44
44	26	Gilles Charpentier	42.101	21	Sylvio Bossi	44.779	26	Gilles Charpentier	46.277	44	50	Michel Morey	2:13.325	2:13.471	45
45	21	Sylvio Bossi	42.268	50	Michel Morey	45.100	21	Sylvio Bossi	46.291	45	21	Sylvio Bossi	2:13.338	2:13.565	46
46	13	Eric Pinson	42.434	13	Eric Pinson	45.447	13	Eric Pinson	46.367	46	13	Eric Pinson	2:14.248	2:14.248	47
47	35	Bastien Gassin	Transpo	35	Bastien Gassin	Transpo	35	Bastien Gassin	Transpo	47	35	Bastien Gassin	Transpo	2:07.897	14





Autodromo Nazionale Monza
Caterham Cup 420R
Qualifying - 2
Best 5 Lap Times



Cls	N°	Driver	Nat	Team	Nat	Vehicle	Cat	Cls	Best 1		Best 2		Best 3		Best 4		Best 5	
									Time	Lap	Time	Lap	Time	Lap	Time	Lap	Time	Lap
1	1	Mathys Jaubert	FRA	PALM	FRA	CATERHAM 420	A	1	2:05.629	9	2:06.290	5	2:08.918	3	2:10.426	2	2:12.112	6
2	20	Franck Chahinian	FRA	CCF	FRA	CATERHAM 420	A	2	2:06.622	5	2:07.334	9	2:09.441	3	2:16.917	2	2:24.115	4
3	9	Henri Bizet	FRA	PALM	FRA	CATERHAM 420	A	3	2:06.966	9	2:07.203	6	2:08.273	5	2:09.461	4	2:10.396	3
4	24	Bruno Noregral	FRA	PALM	FRA	CATERHAM 420	A	4	2:06.979	9	2:07.559	5	2:07.780	4	2:08.009	6	2:11.412	2
5	23	Pascal Wehrlen	FRA	PALM	FRA	CATERHAM 420	B	1	2:07.044	4	2:08.669	2	2:10.757	3	2:11.059	5	2:12.147	6
6	52	David Leguem	FRA	ST ELOI	FRA	CATERHAM 420	A	5	2:07.243	6	2:07.880	5	2:09.781	9	2:10.228	3	2:14.464	4
7	19	Jeremy Azar	FRA	ROSSELSP	FRA	CATERHAM 420	A	6	2:07.300	10	2:07.586	7	2:09.391	5	2:09.682	4	2:09.722	3
8	44	Alain Girardot	FRA	CCF	FRA	CATERHAM 420	B	2	2:07.334	9	2:08.407	6	2:08.896	5	2:10.544	4	2:12.555	2
9	30	Gary Gachnang	FRA	PALM	FRA	CATERHAM 420	A	7	2:07.400	9	2:07.936	3	2:08.139	5	2:08.347	4	2:14.257	6
10	77	Arnaud Mignatelli	FRA	CCF	FRA	CATERHAM 420	A	8	2:07.549	9	2:10.461	4	2:10.568	5	2:12.219	3	2:17.214	2
11	46	Olivier Forzano	FRA	PALM	FRA	CATERHAM 420	A	9	2:07.610	4	2:08.325	9	2:08.898	5	2:08.962	3	2:10.993	6
12	86	Ugo Leboucher	FRA	ST ELOI	FRA	CATERHAM 420	A	10	2:07.723	6	2:08.243	9	2:09.415	4	2:12.258	3	2:12.711	2
13	12	Arnaud Griffon	FRA	CCF	FRA	CATERHAM 420	A	11	2:07.774	2	2:07.799	6	2:07.886	9	2:08.221	4	2:08.801	3
14	35	Bastien Gassin	FRA	ST ELOI	FRA	CATERHAM 420	A	12	2:07.897	8	2:09.463	2	2:20.086	5	2:21.721	3	3:12.069	9
15	59	Tristan Clay	FRA	CCF	FRA	CATERHAM 420	A	13	2:08.019	4	2:08.767	9	2:11.515	5	2:14.093	6	2:15.354	3
16	60	Francis Chatelain	FRA	PALM	FRA	CATERHAM 420	B	3	2:08.416	6	2:09.443	4	2:10.390	5	2:11.178	3	2:17.067	2
17	81	François-Xavier Fleury	FRA	ST ELOI	FRA	CATERHAM 420	A	14	2:08.491	6	2:10.043	4	2:10.683	9	2:11.164	3	2:12.182	5
18	18	Jean-Michel Dallois	FRA	IND	FRA	CATERHAM 420	A	15	2:08.520	6	2:08.860	9	2:08.965	5	2:11.416	4	2:11.518	3
19	2	Hervé Cordel	FRA	CCF	FRA	CATERHAM 420	B	4	2:08.563	9	2:09.227	4	2:09.355	6	2:10.126	5	2:11.324	3
20	41	Pascal Meignan	FRA	ST ELOI	FRA	CATERHAM 420	B	5	2:08.633	6	2:09.069	9	2:10.724	4	2:10.789	3	2:12.342	5
21	3	Pierre-Emmanuel Dallois	FRA	IND	FRA	CATERHAM 420	A	16	2:08.675	9	2:09.758	5	2:09.919	4	2:10.641	3	2:11.334	6
22	71	Laurent Bouterin	FRA	IND	FRA	CATERHAM 420	A	17	2:08.700	6	2:09.414	10	2:09.588	5	2:10.191	4	2:11.886	2
23	80	Sebastien Montagne	FRA	ST ELOI	FRA	CATERHAM 420	A	18	2:08.754	9	2:10.165	6	2:10.401	5	2:11.448	4	2:11.543	3
24	98	Olivier Guerin	FRA	CCF	FRA	CATERHAM 420	A	19	2:08.789	6	2:08.938	9	2:09.652	5	2:11.712	4	2:20.424	2
25	55	Bertrand Semaille	FRA	PALM	FRA	CATERHAM 420	A	20	2:08.900	9	2:11.698	5	2:12.308	4	2:13.310	3	2:16.294	2
26	7	Henri Charpentier	FRA	CCF	FRA	CATERHAM 420	A	21	2:08.904	6	2:10.465	4	2:10.916	5	2:48.799	9	2:50.314	10
27	75	Alexandre Pinto	FRA	ST ELOI	FRA	CATERHAM 420	A	22	2:08.988	6	2:09.268	9	2:10.565	4	2:10.846	3	2:11.820	5
28	16	Harold Huot	FRA	ROSSELSP	FRA	CATERHAM 420	A	23	2:09.060	5	2:09.735	4	2:09.747	3	2:10.166	6	2:10.234	10
29	66	Pierre Andre Nicolas	FRA	PALM	FRA	CATERHAM 420	A	24	2:09.314	9	2:09.838	6	2:10.752	5	2:11.624	3	2:13.493	2
30	70	Thomas Bouterin	FRA	IND	FRA	CATERHAM 420	A	25	2:09.357	10	2:09.813	4	2:10.282	6	2:10.515	7	2:10.676	5
31	5	Pierre-Jean Rey-pin	FRA	ROSSELSP	FRA	CATERHAM 420	A	26	2:09.423	9	2:10.823	6	2:12.188	5	2:12.192	3	2:35.516	4
32	40	Franck Labescat	FRA	CCF	FRA	CATERHAM 420	A	27	2:09.466	6	2:09.628	9	2:10.998	4	2:11.091	3	2:11.114	5
33	69	Philippe Quetaud	FRA	CCF	FRA	CATERHAM 420	A	28	2:09.474	3	2:09.529	4	2:09.600	9	2:09.785	5	2:11.132	6
34	63	Frédéric Allaire	FRA	ST ELOI	FRA	CATERHAM 420	A	29	2:09.599	9	2:10.402	6	2:12.474	3	2:13.345	5	2:13.423	2
35	211	Arnaud Tro-tin	FRA	ROSSELSP	FRA	CATERHAM 420	A	30	2:09.789	9	2:10.292	5	2:10.506	6	2:11.487	4	2:11.643	3
36	92	Olivier Loi	FRA	ST ELOI	FRA	CATERHAM 420	B	6	2:09.853	9	2:10.042	6	2:10.897	5	2:11.446	3	2:11.486	4
37	33	François Clement Delaisse	FRA	CCF	FRA	CATERHAM 420	A	31	2:09.902	9	2:12.740	6	2:12.939	3	2:16.107	2	2:16.601	4
38	32	Jean-Pierre Mignatelli	FRA	CCF	FRA	CATERHAM 420	B	7	2:10.469	9	2:10.543	5	2:12.130	4	2:12.728	6	2:13.542	3
39	29	Eric Moussier	FRA	CCF	FRA	CATERHAM 420	A	32	2:10.502	5	2:11.131	4	2:17.714	3	2:20.002	2		
40	72	Nicolas Cottancin	FRA	CCF	FRA	CATERHAM 420	A	33	2:10.513	9	2:11.040	6	2:12.349	5	2:12.739	4	2:14.172	2
41	87	Yann Gasparini	FRA	ST ELOI	FRA	CATERHAM 420	B	8	2:10.638	3	2:11.940	9	2:12.548	6	2:12.919	5	2:13.669	2
42	27	Harald Mag	FRA	CCF	FRA	CATERHAM 420	A	34	2:10.877	9	2:11.601	4	2:11.954	5	2:12.125	6	2:13.560	2
43	38	Claude Boueix	FRA	DOG RACING	FRA	CATERHAM 420	B	9	2:12.007	6	2:12.736	9	2:13.232	5	2:15.084	4	2:18.089	3
44	26	Gilles Charpentier	FRA	CCF	FRA	CATERHAM 420	B	10	2:13.081	9	2:14.099	6	2:14.412	5	2:16.710	4	2:20.468	3
45	50	Michel Morey	FRA	CCF	FRA	CATERHAM 420	B	11	2:13.471	9	2:14.022	6	2:14.387	5	2:18.229	4	2:31.841	3
46	21	Sylvio Bossi	FRA	CCF	FRA	CATERHAM 420	B	12	2:13.565	9	2:15.371	6	2:15.521	5	2:19.496	4	2:22.688	2
47	13	Eric Pinson	FRA	ST ELOI	FRA	CATERHAM 420	A	35	2:14.248	9	2:15.585	4	2:15.767	5	2:18.381	6	2:18.619	3



Autodromo Nazionale Monza

Caterham Cup 420R

Qualifying - 2

Best 5 Top Speeds



Cls	N°	Driver	Nat	Team	Nat	Vehicle	Cat	Cls	Top 1		Top 2		Top 3		Top 4		Top 5		Avg
									Km/h	Lap	Km/h	Lap	Km/h	Lap	Km/h	Lap	Km/h	Lap	
1	30	Gary Gachnang	FRA	PALM	FRA	CATERHAM 420	A	1	216.4	7	216.0	5	214.7	9	214.2	3	213.8	2	215.0
2	1	Mathys Jaubert	FRA	PALM	FRA	CATERHAM 420	A	2	216.0	3	215.5	5	215.5	7	214.2	2	214.2	4	215.1
3	7	Henri Charpentier	FRA	CCF	FRA	CATERHAM 420	A	3	216.0	4	214.2	6	214.2	7	212.5	9	204.9	5	212.4
4	3	Pierre-Emmanuel Dallois	FRA	IND	FRA	CATERHAM 420	A	4	215.5	9	214.7	6	213.0	5	212.1	7	206.5	3	212.3
5	20	Franck Chahinian	FRA	CCF	FRA	CATERHAM 420	A	5	215.5	9	214.2	5	211.7	7	209.7	3	206.5	6	211.5
6	80	Sebastien Montagne	FRA	ST ELOI	FRA	CATERHAM 420	A	6	215.5	6	212.5	9	210.5	4	204.5	2	202.2	3	209.0
7	98	Olivier Guerin	FRA	CCF	FRA	CATERHAM 420	A	7	215.5	7	211.7	9	210.9	6	209.7	3	202.6	4	210.1
8	211	Arnaud Trotin	FRA	ROSSELSP	FRA	CATERHAM 420	A	8	215.5	7	204.5	2	202.6	3	197.8	6	197.4	4	203.5
9	18	Jean-Michel Dallois	FRA	IND	FRA	CATERHAM 420	A	9	215.1	9	207.2	7	205.7	5	198.8	3	193.2	4	204.0
10	9	Henri Bizet	FRA	PALM	FRA	CATERHAM 420	A	10	214.7	9	212.5	7	208.4	3	205.7	4	203.3	6	208.9
11	23	Pascal Wehrlen	FRA	PALM	FRA	CATERHAM 420	B	1	214.7	2	212.5	9	211.3	7	209.7	5	206.8	4	211.0
12	24	Bruno Noregral	FRA	PALM	FRA	CATERHAM 420	A	11	214.7	3	213.8	9	213.4	7	212.5	6	212.1	5	213.3
13	46	Olivier Forzano	FRA	PALM	FRA	CATERHAM 420	A	12	214.7	3	211.3	7	210.9	4	208.8	9	205.7	5	210.3
14	27	Harald Mag	FRA	CCF	FRA	CATERHAM 420	A	13	214.2	7	208.0	9	196.0	5	195.2	6	191.1	4	200.9
15	29	Eric Moussier	FRA	CCF	FRA	CATERHAM 420	A	14	213.8	6	211.3	4	208.8	5	206.8	2	203.3	3	208.8
16	59	Tristan Clay	FRA	CCF	FRA	CATERHAM 420	A	15	213.8	5	212.1	9	208.4	4	203.3	6	197.8	7	207.1
17	77	Arnaud Mignatelli	FRA	CCF	FRA	CATERHAM 420	A	16	213.8	3	213.8	4	210.1	5	209.3	6	199.6	9	209.3
18	55	Bertrand Semaille	FRA	PALM	FRA	CATERHAM 420	A	17	213.4	6	210.1	7	210.1	9	209.7	4	205.7	3	209.8
19	60	Francis Chatelain	FRA	PALM	FRA	CATERHAM 420	B	2	213.0	4	212.1	7	211.3	5	204.9	3	204.1	6	209.1
20	19	Jeremy Azar	FRA	ROSSELSP	FRA	CATERHAM 420	A	18	212.5	5	212.1	7	211.3	3	208.4	2	206.8	6	210.3
21	52	David Leguem	FRA	ST ELOI	FRA	CATERHAM 420	A	19	212.5	9	205.3	7	204.1	5	203.0	4	194.5	3	203.9
22	44	Alain Girardot	FRA	CCF	FRA	CATERHAM 420	B	3	212.1	6	211.7	9	206.8	7	203.3	5	188.1	4	204.4
23	5	Pierre-Jean Rey-pin	FRA	ROSSELSP	FRA	CATERHAM 420	A	20	211.3	3	211.3	4	206.5	5	205.7	9	202.6	7	207.5
24	12	Arnaud Griffon	FRA	CCF	FRA	CATERHAM 420	A	21	211.3	4	211.3	7	209.3	5	207.6	9	205.3	2	209.0
25	41	Pascal Meignan	FRA	ST ELOI	FRA	CATERHAM 420	B	4	211.3	9	204.5	6	200.3	3	196.0	4	192.8	5	201.0
26	71	Laurent Bouterin	FRA	IND	FRA	CATERHAM 420	A	22	210.9	5	209.3	6	208.4	4	208.0	10	207.6	3	208.9
27	16	Harold Huot	FRA	ROSSELSP	FRA	CATERHAM 420	A	23	210.5	10	207.2	6	206.5	3	198.5	2	195.2	7	203.6
28	2	Hervé Cordel	FRA	CCF	FRA	CATERHAM 420	B	5	210.1	7	208.8	6	205.7	9	201.1	4	197.4	5	204.6
29	70	Thomas Bouterin	FRA	IND	FRA	CATERHAM 420	A	24	209.3	4	204.9	3	204.5	2	199.2	7	194.5	10	202.5
30	92	Olivier Loi	FRA	ST ELOI	FRA	CATERHAM 420	B	6	209.3	2	208.0	9	206.1	7	203.7	3	201.4	4	205.7
31	38	Claude Boueix	FRA	DOG RACING	FRA	CATERHAM 420	B	7	208.8	9	204.9	7	198.1	5	193.2	4	192.5	6	199.5
32	13	Eric Pinson	FRA	ST ELOI	FRA	CATERHAM 420	A	25	208.4	6	206.5	4	201.8	3	201.8	9	200.0	7	203.7
33	21	Sylvio Bossi	FRA	CCF	FRA	CATERHAM 420	B	8	208.0	3	200.0	6	194.2	4	191.1	7	176.7	10	194.0
34	40	Franck Labescat	FRA	CCF	FRA	CATERHAM 420	A	26	207.6	9	204.5	5	201.4	4	201.1	6	199.6	7	202.8
35	63	Frédéric Allaire	FRA	ST ELOI	FRA	CATERHAM 420	A	27	207.6	6	207.6	9	207.2	3	203.3	5	203.0	7	205.8
36	75	Alexandre Pinto	FRA	ST ELOI	FRA	CATERHAM 420	A	28	207.6	3	205.3	9	201.4	6	200.0	4	194.2	7	201.7
37	72	Nicolas Cottancin	FRA	CCF	FRA	CATERHAM 420	A	29	207.2	6	202.6	5	196.0	7	194.5	4	191.4	9	198.4
38	86	Ugo Leboucher	FRA	ST ELOI	FRA	CATERHAM 420	A	30	206.8	6	206.5	9	189.4	4	184.9	2	179.1	3	193.3
39	66	Pierre Andre Nicolas	FRA	PALM	FRA	CATERHAM 420	A	31	205.7	7	205.3	9	201.4	6	196.0	5	192.5	3	200.2
40	50	Michel Morey	FRA	CCF	FRA	CATERHAM 420	B	9	204.1	4	200.3	3	192.5	6	190.4	9	187.5	2	195.0
41	32	Jean-Pierre Mignatelli	FRA	CCF	FRA	CATERHAM 420	B	10	203.7	7	203.3	5	201.1	9	191.1	6	190.8	3	198.0
42	33	François Clement Delaisse	FRA	CCF	FRA	CATERHAM 420	A	32	203.3	5	199.6	6	199.6	7	182.4	9	171.9	3	191.4
43	87	Yann Gasparini	FRA	ST ELOI	FRA	CATERHAM 420	B	11	203.3	3	202.2	9	201.8	7	199.2	5	195.2	6	200.4
44	26	Gilles Charpentier	FRA	CCF	FRA	CATERHAM 420	B	12	201.8	9	201.4	3	201.1	6	198.1	7	186.8	4	197.8
45	81	François-Xavier Fleury	FRA	ST ELOI	FRA	CATERHAM 420	A	33	199.2	6	198.8	9	197.0	4	194.2	3	183.0	2	194.5
46	69	Philippe Quetaud	FRA	CCF	FRA	CATERHAM 420	A	34	198.1	9	197.4	6	193.5	3	189.4	5	185.5	4	192.8





Autodromo Nazionale Monza
 Caterham Cup 420R
 Qualifying - 2
 Fastest Laps Sequence




Lap	Time of Day	Session Time	N°	Driver	Nat	Team	Nat	Vehicle	Cat	Time	Km/h
2	10:44:44.887	4:44.887	70	Thomas Bouterin		IND		CATERHAM 420	A	2:16.353	152.9
2	10:44:47.062	4:47.062	19	Jeremy Azar		ROSSELSP		CATERHAM 420	A	2:09.954	160.4
2	10:46:03.544	6:03.544	23	Pascal Wehrlen		PALM		CATERHAM 420	B	2:08.669	162.0
2	10:46:03.812	6:03.812	12	Arnaud Griffon		CCF		CATERHAM 420	A	2:07.774	163.2
4	10:50:21.345	10:21.345	23	Pascal Wehrlen		PALM		CATERHAM 420	B	2:07.044	164.1
5	10:52:21.412	12:21.412	20	Franck Chahinian		CCF		CATERHAM 420	A	2:06.622	164.7
5	10:52:31.314	12:31.314	1	Mathys Jaubert		PALM		CATERHAM 420	A	2:06.290	165.1
9	11:04:02.797	24:02.797	1	Mathys Jaubert		PALM		CATERHAM 420	A	2:05.629	166.0



Autodromo Nazionale Monza
Caterham Cup 420R
Qualifying - 2
Event Best Maximum Speed



N°	Driver	Nat	Team	Nat	Vehicle	Cat	Clas	Km/h	Session
211	Arnaud Trotin	FRA	ROSSELSP	FRA	CATERHAM 420	A	1	217.3	Free Practice - 1
29	Eric Moussier	FRA	CCF	FRA	CATERHAM 420	A	2	216.8	Free Practice - 1
20	Franck Chahinian	FRA	CCF	FRA	CATERHAM 420	A	3	216.8	Free Practice - 2
24	Bruno Noregral	FRA	PALM	FRA	CATERHAM 420	A	4	216.4	Free Practice - 1
27	Harald Mag	FRA	CCF	FRA	CATERHAM 420	A	5	216.4	Free Practice - 1
3	Pierre-Emmanuel Dallois	FRA	IND	FRA	CATERHAM 420	A	6	216.4	Free Practice - 1
51	Vincent Beltoise	FRA	CCF	FRA	CATERHAM 420	A	7	216.4	Free Practice - 2
23	Pascal Wehrlen	FRA	PALM	FRA	CATERHAM 420	B	1	216.4	Free Practice - 2
77	Arnaud Mignatelli	FRA	CCF	FRA	CATERHAM 420	A	8	216.4	Free Practice - 2
30	Gary Gachnang	FRA	PALM	FRA	CATERHAM 420	A	9	216.4	Qualifying - 2
46	Olivier Forzano	FRA	PALM	FRA	CATERHAM 420	A	10	216.0	Free Practice - 1
55	Bertrand Semaille	FRA	PALM	FRA	CATERHAM 420	A	11	216.0	Free Practice - 1
40	Franck Labescat	FRA	CCF	FRA	CATERHAM 420	A	12	216.0	Free Practice - 1
41	Pascal Meignan	FRA	ST ELOI	FRA	CATERHAM 420	B	2	216.0	Free Practice - 2
12	Arnaud Griffon	FRA	CCF	FRA	CATERHAM 420	A	13	216.0	Free Practice - 2
1	Mathys Jaubert	FRA	PALM	FRA	CATERHAM 420	A	14	216.0	Free Practice - 2
2	Hervé Cordel	FRA	CCF	FRA	CATERHAM 420	B	3	216.0	Free Practice - 2
7	Henri Charpentier	FRA	CCF	FRA	CATERHAM 420	A	15	216.0	Qualifying - 2
5	Pierre-Jean Reypin	FRA	ROSSELSP	FRA	CATERHAM 420	A	16	215.5	Free Practice - 1
18	Jean-Michel Dallois	FRA	IND	FRA	CATERHAM 420	A	17	215.5	Free Practice - 2
38	Claude Boueix	FRA	DOG RACING	FRA	CATERHAM 420	B	4	215.5	Free Practice - 2
98	Olivier Guerin	FRA	CCF	FRA	CATERHAM 420	A	18	215.5	Free Practice - 2
80	Sebastien Montagne	FRA	ST ELOI	FRA	CATERHAM 420	A	19	215.5	Qualifying - 2
60	Francis Chatelain	FRA	PALM	FRA	CATERHAM 420	B	5	215.1	Free Practice - 1
92	Olivier Loi	FRA	ST ELOI	FRA	CATERHAM 420	B	6	215.1	Free Practice - 2
9	Henri Bizet	FRA	PALM	FRA	CATERHAM 420	A	20	215.1	Free Practice - 2
19	Jeremy Azar	FRA	ROSSELSP	FRA	CATERHAM 420	A	21	215.1	Free Practice - 2
35	Bastien Gassin	FRA	ST ELOI	FRA	CATERHAM 420	A	22	215.1	Free Practice - 2
44	Alain Girardot	FRA	CCF	FRA	CATERHAM 420	B	7	215.1	Free Practice - 2
59	Tristan Clay	FRA	CCF	FRA	CATERHAM 420	A	23	214.7	Free Practice - 1
33	François Clement Delaisse	FRA	CCF	FRA	CATERHAM 420	A	24	214.7	Free Practice - 2
63	Frédéric Allaire	FRA	ST ELOI	FRA	CATERHAM 420	A	25	214.2	Free Practice - 1
16	Harold Huot	FRA	ROSSELSP	FRA	CATERHAM 420	A	26	213.8	Free Practice - 2
21	Sylvio Bossi	FRA	CCF	FRA	CATERHAM 420	B	8	213.8	Free Practice - 2
71	Laurent Bouterin	FRA	IND	FRA	CATERHAM 420	A	27	213.8	Free Practice - 2
87	Yann Gasparini	FRA	ST ELOI	FRA	CATERHAM 420	B	9	213.4	Free Practice - 1
72	Nicolas Cottancin	FRA	CCF	FRA	CATERHAM 420	A	28	212.5	Free Practice - 1
26	Gilles Charpentier	FRA	CCF	FRA	CATERHAM 420	B	10	212.5	Free Practice - 2
52	David Leguem	FRA	ST ELOI	FRA	CATERHAM 420	A	29	212.5	Qualifying - 2
32	Jean-Pierre Mignatelli	FRA	CCF	FRA	CATERHAM 420	B	11	212.1	Free Practice - 1
86	Ugo Leboucher	FRA	ST ELOI	FRA	CATERHAM 420	A	30	212.1	Free Practice - 2
66	Pierre Andre Nicolas	FRA	PALM	FRA	CATERHAM 420	A	31	210.9	Free Practice - 1
81	François-Xavier Fleury	FRA	ST ELOI	FRA	CATERHAM 420	A	32	209.7	Free Practice - 1
13	Eric Pinson	FRA	ST ELOI	FRA	CATERHAM 420	A	33	209.7	Free Practice - 2
70	Thomas Bouterin	FRA	IND	FRA	CATERHAM 420	A	34	209.3	Qualifying - 2
50	Michel Morey	FRA	CCF	FRA	CATERHAM 420	B	12	207.6	Free Practice - 2
75	Alexandre Pinto	FRA	ST ELOI	FRA	CATERHAM 420	A	35	207.6	Qualifying - 2
69	Philippe Quetaud	FRA	CCF	FRA	CATERHAM 420	A	36	205.3	Free Practice - 1



Autodromo Nazionale Monza

Caterham Cup 420R

Qualifying - 2

Pit Stop Analysis



1 Mathys Jaubert CATERHAM 420 R
A PALM

N°	In Day Time	In Time	Out Time	Pit Time	T. Pit Time	Handicap	Penalty
1	10:57:45.054	10:57:45.054	10:59:41.363	1:56.309	1:56.309		

2 Hervé Cordel CATERHAM 420 R
B CCF

N°	In Day Time	In Time	Out Time	Pit Time	T. Pit Time	Handicap	Penalty
1	10:57:12.123	10:57:12.123	10:59:20.314	2:08.191	2:08.191		

3 Pierre-Emmanuel Dallois CATERHAM 420 R
A IND

N°	In Day Time	In Time	Out Time	Pit Time	T. Pit Time	Handicap	Penalty
1	10:57:02.244	10:57:02.244	10:59:13.083	2:10.839	2:10.839		

5 Pierre-Jean Reypin CATERHAM 420 R
A ROSSELSP

N°	In Day Time	In Time	Out Time	Pit Time	T. Pit Time	Handicap	Penalty
1	10:57:07.741	10:57:07.741	10:59:16.990	2:09.249	2:09.249		

7 Henri Charpentier CATERHAM 420 R
A CCF

N°	In Day Time	In Time	Out Time	Pit Time	T. Pit Time	Handicap	Penalty
1	10:57:09.253	10:57:09.253	11:00:37.673	3:28.420	3:28.420		

9 Henri Bizet CATERHAM 420 R
A PALM

N°	In Day Time	In Time	Out Time	Pit Time	T. Pit Time	Handicap	Penalty
1	10:57:06.212	10:57:06.212	10:59:16.279	2:10.067	2:10.067		

12 Arnaud Griffon CATERHAM 420 R
A CCF

N°	In Day Time	In Time	Out Time	Pit Time	T. Pit Time	Handicap	Penalty
1	10:57:47.310	10:57:47.310	10:59:42.104	1:54.794	1:54.794		

13 Eric Pinson CATERHAM 420 R
A ST ELOI

N°	In Day Time	In Time	Out Time	Pit Time	T. Pit Time	Handicap	Penalty
1	10:58:39.774	10:58:39.774	10:59:54.612	1:14.838	1:14.838		

16 Harold Huot CATERHAM 420 R
A ROSSELSP

N°	In Day Time	In Time	Out Time	Pit Time	T. Pit Time	Handicap	Penalty
1	10:58:48.666	10:58:48.666	10:59:57.420	1:08.754	1:08.754		

18 Jean-Michel Dallois CATERHAM 420 R
A IND

N°	In Day Time	In Time	Out Time	Pit Time	T. Pit Time	Handicap	Penalty
1	10:57:00.696	10:57:00.696	10:59:11.987	2:11.291	2:11.291		

19 Jeremy Azar CATERHAM 420 R
A ROSSELSP

N°	In Day Time	In Time	Out Time	Pit Time	T. Pit Time	Handicap	Penalty
1	10:58:20.655	10:58:20.655	10:59:51.717	1:31.062	1:31.062		

20 Franck Chahinian CATERHAM 420 R
A CCF

N°	In Day Time	In Time	Out Time	Pit Time	T. Pit Time	Handicap	Penalty
1	10:57:28.738	10:57:28.738	10:59:28.687	1:59.949	1:59.949		

21 Sylvio Bossi CATERHAM 420 R
B CCF

N°	In Day Time	In Time	Out Time	Pit Time	T. Pit Time	Handicap	Penalty
1	10:57:59.882	10:57:59.882	10:59:47.659	1:47.777	1:47.777		

23 Pascal Wehrlen CATERHAM 420 R
B PALM

N°	In Day Time	In Time	Out Time	Pit Time	T. Pit Time	Handicap	Penalty
1	10:57:49.896	10:57:49.896	10:59:42.981	1:53.085	1:53.085		

24 Bruno Noregral CATERHAM 420 R
A PALM

N°	In Day Time	In Time	Out Time	Pit Time	T. Pit Time	Handicap	Penalty
1	10:57:35.985	10:57:35.985	10:59:32.472	1:56.487	1:56.487		

26 Gilles Charpentier CATERHAM 420 R
B CCF

N°	In Day Time	In Time	Out Time	Pit Time	T. Pit Time	Handicap	Penalty
1	10:57:55.703	10:57:55.703	10:59:46.424	1:50.721	1:50.721		

27 Harald Mag CATERHAM 420 R
A CCF

N°	In Day Time	In Time	Out Time	Pit Time	T. Pit Time	Handicap	Penalty
1	10:57:18.138	10:57:18.138	10:59:21.720	2:03.582	2:03.582		

30 Gary Gachnang CATERHAM 420 R
A PALM

N°	In Day Time	In Time	Out Time	Pit Time	T. Pit Time	Handicap	Penalty
1	10:57:52.513	10:57:52.513	10:59:43.519	1:51.006	1:51.006		

32 Jean-Pierre Mignatelli CATERHAM 420 R
B CCF

N°	In Day Time	In Time	Out Time	Pit Time	T. Pit Time	Handicap	Penalty
1	10:57:22.029	10:57:22.029	10:59:23.006	2:00.977	2:00.977		

33 François Clement Delaisse CATERHAM 420 R
A CCF

N°	In Day Time	In Time	Out Time	Pit Time	T. Pit Time	Handicap	Penalty
1	10:57:40.835	10:57:40.835	10:59:33.785	1:52.950	1:52.950		

38 Claude Boueix CATERHAM 420 R
B DOG RACING

N°	In Day Time	In Time	Out Time	Pit Time	T. Pit Time	Handicap	Penalty
1	10:56:20.235	10:56:20.235	10:59:06.615	2:46.380	2:46.380		

40 Franck Labescat CATERHAM 420 R
A CCF

N°	In Day Time	In Time	Out Time	Pit Time	T. Pit Time	Handicap	Penalty
1	10:55:57.558	10:55:57.558	10:58:57.435	2:59.877	2:59.877		


41 Pascal Meignan CATERHAM 420 R
B ST ELOI

N°	In Day Time	In Time	Out Time	Pit Time	T. Pit Time	Handicap	Penalty
1	10:56:10.387	10:56:10.387	10:59:04.106	2:53.719	2:53.719		

44 Alain Girardot CATERHAM 420 R
B CCF

N°	In Day Time	In Time	Out Time	Pit Time	T. Pit Time	Handicap	Penalty
1	10:56:56.645	10:56:56.645	10:59:08.460	2:11.815	2:11.815		





Autodromo Nazionale Monza

Caterham Cup 420R

Qualifying - 2

Pit Stop Analysis



46 Olivier Forzano CATERHAM 420 R
A PALM

N°	In Day Time	In Time	Out Time	Pit Time	T. Pit Time	Handicap	Penalty
1	10:57:42.546	10:57:42.546	10:59:35.451	1:52.905	1:52.905		

50 Michel Morey CATERHAM 420 R
B CCF

N°	In Day Time	In Time	Out Time	Pit Time	T. Pit Time	Handicap	Penalty
1	10:57:26.688	10:57:26.688	10:59:29.394	2:02.706	2:02.706		

52 David Leguem CATERHAM 420 R
A ST ELOI

N°	In Day Time	In Time	Out Time	Pit Time	T. Pit Time	Handicap	Penalty
1	10:56:57.765	10:56:57.765	10:59:10.002	2:12.237	2:12.237		

55 Bertrand Semaille CATERHAM 420 R
A PALM

N°	In Day Time	In Time	Out Time	Pit Time	T. Pit Time	Handicap	Penalty
1	10:57:24.083	10:57:24.083	10:59:24.078	1:59.995	1:59.995		

59 Tristan Clay CATERHAM 420 R
A CCF

N°	In Day Time	In Time	Out Time	Pit Time	T. Pit Time	Handicap	Penalty
1	10:57:33.697	10:57:33.697	10:59:30.791	1:57.094	1:57.094		

60 Francis Chatelain CATERHAM 420 R
B PALM

N°	In Day Time	In Time	Out Time	Pit Time	T. Pit Time	Handicap	Penalty
1	10:57:04.300	10:57:04.300	11:00:09.118	3:04.818	3:04.818		

63 Frédéric Allaire CATERHAM 420 R
A ST ELOI

N°	In Day Time	In Time	Out Time	Pit Time	T. Pit Time	Handicap	Penalty
1	10:56:17.635	10:56:17.635	10:59:04.885	2:47.250	2:47.250		

66 Pierre Andre Nicolas CATERHAM 420 R
A PALM

N°	In Day Time	In Time	Out Time	Pit Time	T. Pit Time	Handicap	Penalty
1	10:57:14.383	10:57:14.383	10:59:19.625	2:05.242	2:05.242		

69 Philippe Quetaud CATERHAM 420 R
A CCF

N°	In Day Time	In Time	Out Time	Pit Time	T. Pit Time	Handicap	Penalty
1	10:42:54.886	10:42:54.886	10:44:18.204	1:23.318	1:23.318		
2	10:58:45.429	10:58:45.429	10:59:55.253	1:09.824	2:33.142		

70 Thomas Bouterin CATERHAM 420 R
A IND

N°	In Day Time	In Time	Out Time	Pit Time	T. Pit Time	Handicap	Penalty
1	10:58:46.826	10:58:46.826	10:59:56.367	1:09.541	1:09.541		

71 Laurent Bouterin CATERHAM 420 R
A IND

N°	In Day Time	In Time	Out Time	Pit Time	T. Pit Time	Handicap	Penalty
1	10:58:52.079	10:58:52.079	10:59:58.868	1:06.789	1:06.789		

72 Nicolas Cottancin CATERHAM 420 R
A CCF

N°	In Day Time	In Time	Out Time	Pit Time	T. Pit Time	Handicap	Penalty
1	10:57:31.494	10:57:31.494	10:59:30.125	1:58.631	1:58.631		

75 Alexandre Pinto CATERHAM 420 R
A ST ELOI

N°	In Day Time	In Time	Out Time	Pit Time	T. Pit Time	Handicap	Penalty
1	10:56:07.436	10:56:07.436	10:59:03.113	2:55.677	2:55.677		

77 Arnaud Mignatelli CATERHAM 420 R
A CCF

N°	In Day Time	In Time	Out Time	Pit Time	T. Pit Time	Handicap	Penalty
1	10:54:16.899	10:54:16.899	10:55:21.109	1:04.210	1:04.210		
2	10:58:11.108	10:58:11.108	10:59:49.294	1:38.186	2:42.396		

80 Sebastien Montagne CATERHAM 420 R
A ST ELOI

N°	In Day Time	In Time	Out Time	Pit Time	T. Pit Time	Handicap	Penalty
1	10:56:02.232	10:56:02.232	10:59:00.200	2:57.968	2:57.968		

81 François-Xavier Fleury CATERHAM 420 R
A ST ELOI

N°	In Day Time	In Time	Out Time	Pit Time	T. Pit Time	Handicap	Penalty
1	10:56:06.131	10:56:06.131	10:59:02.291	2:56.160	2:56.160		

86 Ugo Leboucher CATERHAM 420 R
A ST ELOI

N°	In Day Time	In Time	Out Time	Pit Time	T. Pit Time	Handicap	Penalty
1	10:56:04.488	10:56:04.488	10:59:01.722	2:57.234	2:57.234		

87 Yann Gasparini CATERHAM 420 R
B ST ELOI

N°	In Day Time	In Time	Out Time	Pit Time	T. Pit Time	Handicap	Penalty
1	10:56:18.657	10:56:18.657	10:59:05.734	2:47.077	2:47.077		

92 Olivier Loi CATERHAM 420 R
B ST ELOI


N°	In Day Time	In Time	Out Time	Pit Time	T. Pit Time	Handicap	Penalty
1	10:56:00.390	10:56:00.390	10:58:59.005	2:58.615	2:58.615		

98 Olivier Guerin CATERHAM 420 R
A CCF

N°	In Day Time	In Time	Out Time	Pit Time	T. Pit Time	Handicap	Penalty
1	10:56:59.300	10:56:59.300	10:59:10.861	2:11.561	2:11.561		

211 Arnaud Trotin CATERHAM 420 R
A ROSSELSP

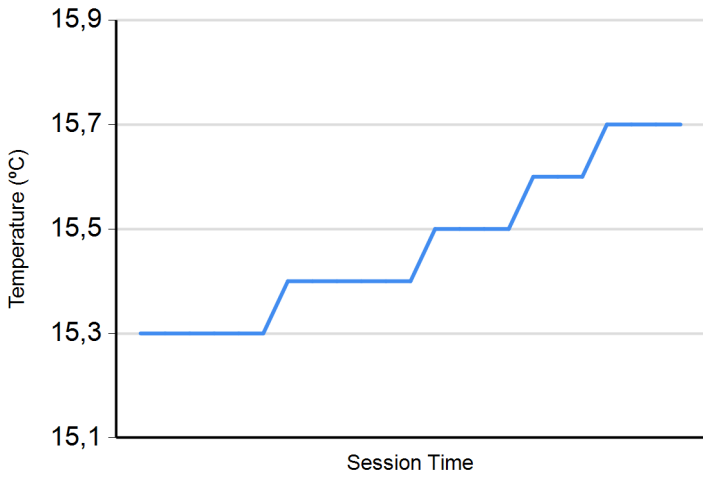
N°	In Day Time	In Time	Out Time	Pit Time	T. Pit Time	Handicap	Penalty
1	10:55:59.316	10:55:59.316	10:58:58.208	2:58.892	2:58.892		



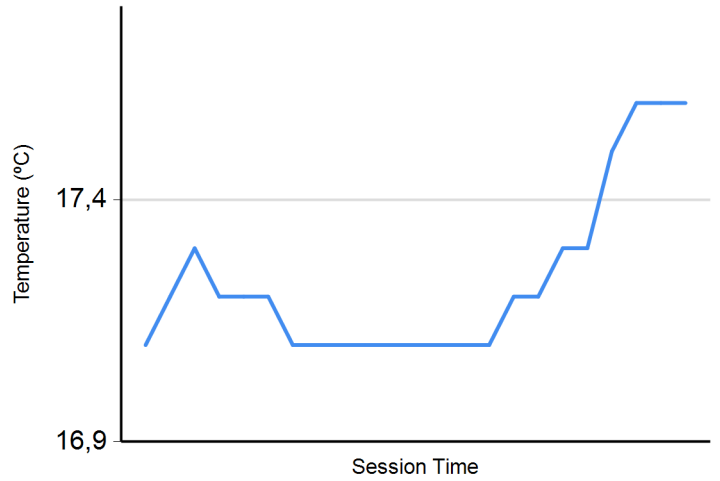
Autodromo Nazionale Monza
 Caterham Cup 420R
 Qualifying - 2
 Weather Report



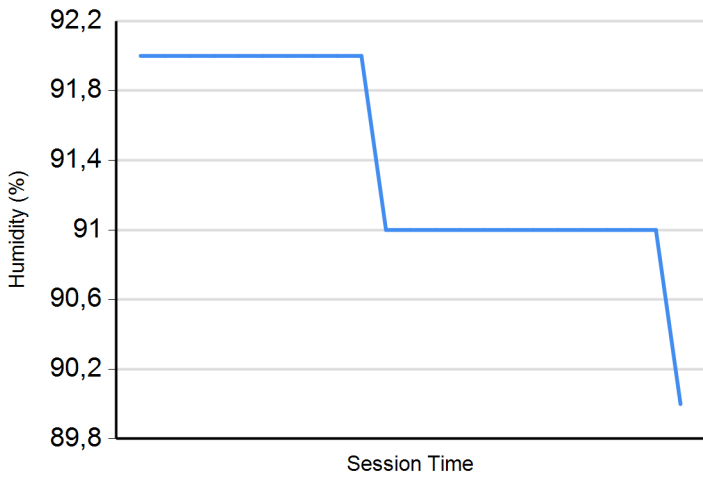
Air Temperature



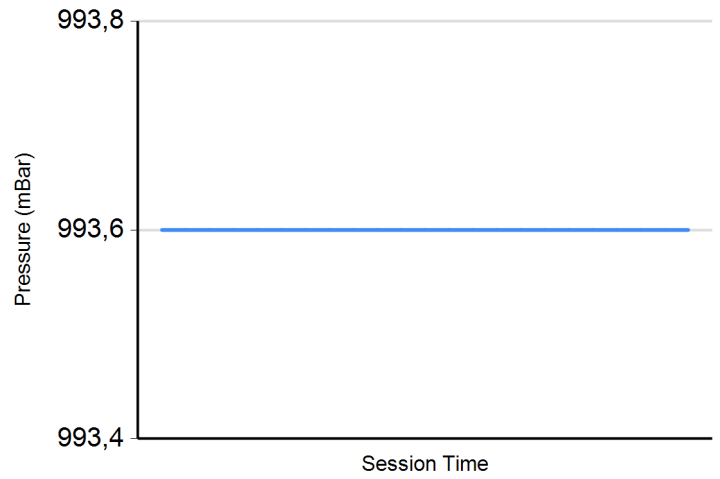
Track Temperature



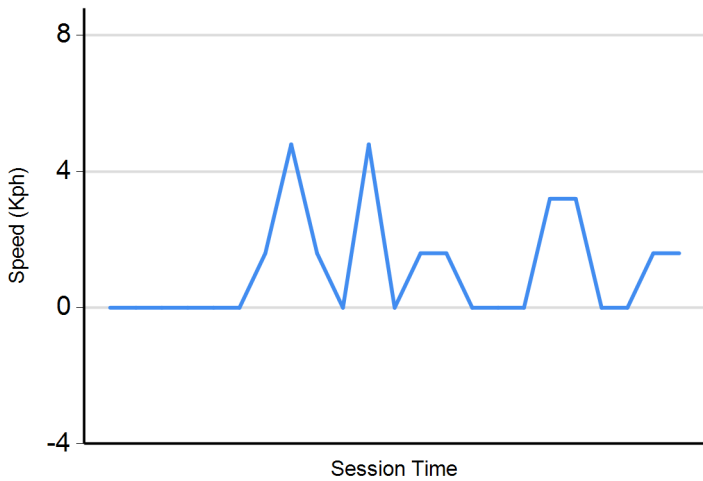
Humidity



Pressure



Wind Speed



Wind direction

