

Circuit Ricardo Tormo
Caterham Cup 420R
Race - 2
Provisional Results



Cls	N°	Driver	Nat	Team	Nat	Vehicle	Cat	Cls	Laps	Total Time	Gap	Interval	Km/h	Best	Time	Km/h
1	19	Azar Jeremy	SEN	ROSSELSP	FRA	FRA	A	1	14	26:54.478			125.0	14	1:47.220	134.4
2	52	Leguem David	FRA	ST ELOI	FRA	FRA	A	2	14	26:54.838	0.360	0.360	124.9	14	1:47.099	134.6
3	18	Dallois Jean-Michel	FRA	IND	FRA	FRA	A	3	14	26:56.637	2.159	1.799	124.8	5	1:47.545	134.0
4	1	Jaubert Mathys	FRA	PALM	FRA	FRA	A	4	14	26:56.676	2.198	0.039	124.8	9	1:47.219	134.4
5	35	Gassin Bastien	FRA	ST ELOI	FRA	FRA	A	5	14	26:58.735	4.257	2.059	124.6	9	1:47.468	134.1
6	59	Clay Tristan	CHE	CCF	FRA	FRA	A	6	14	26:58.990	4.512	0.255	124.6	7	1:47.596	134.0
7	20	Chahinian Franck	FRA	CCF	FRA	FRA	A	7	14	26:59.030	4.552	0.040	124.6	14	1:48.261	133.1
8	2	Pretin Antoine	FRA	CCF	FRA	FRA	A	8	14	26:59.624	5.146	0.594	124.6	10	1:48.183	133.2
9	23	Wehrle Pascal	FRA	PALM	FRA	FRA	B	1	14	26:59.944	5.466	0.320	124.6	8	1:48.205	133.2
10	60	Chatelain Francis	FRA	PALM	FRA	FRA	B	2	14	27:00.819	6.341	0.875	124.5	10	1:48.272	133.1
11	9	Bizet Henri	FRA	PALM	FRA	FRA	A	9	14	27:01.074	6.596	0.255	124.5	8	1:47.782	133.7
12	30	Gachnang Gary	FRA	PALM	FRA	FRA	A	10	14	27:01.481	7.003	0.407	124.4	9	1:47.722	133.8
13	12	Griffon Arnaud	FRA	CCF	FRA	FRA	A	11	14	27:02.577	8.099	1.096	124.4	3	1:48.710	132.6
14	3	Dallois Pierre-Emmanuel	FRA	IND	FRA	FRA	A	12	14	27:02.596	8.118	0.019	124.4	8	1:48.159	133.3
15	44	Girardot Alain	FRA	CCF	FRA	FRA	B	3	14	27:03.069	8.591	0.473	124.3	10	1:48.367	133.0
16	88	Mignatelli Arnaud	FRA	CCF	FRA	FRA	A	13	14	27:03.172	8.694	0.103	124.3	6	1:48.451	132.9
17	69	Quetaud Philippe	FRA	CCF	FRA	FRA	A	14	14	27:03.755	9.277	0.583	124.3	8	1:48.565	132.8
18	75	Pinto Alexandre	FRA	ST ELOI	FRA	FRA	A	15	14	27:04.201	9.723	0.446	124.2	8	1:48.886	132.4
19	41	Meignan Pascal	FRA	ST ELOI	FRA	FRA	B	4	14	27:04.589	10.111	0.388	124.2	14	1:48.909	132.3
20	98	Guerin Olivier	FRA	CCF	FRA	FRA	A	16	14	27:05.371	10.893	0.782	124.1	14	1:49.137	132.1
21	11	Schmied Remy	FRA	IND	FRA	FRA	A	17	14	27:07.084	12.606	1.713	124.0	10	1:49.315	131.8
22	63	Allaire Frédéric	FRA	ST ELOI	FRA	FRA	A	18	14	27:08.583	14.105	1.499	123.9	8	1:49.173	132.0
23	16	Huot Harold	FRA	ROSSELSP	FRA	FRA	A	19	14	27:08.670	14.192	0.087	123.9	14	1:49.363	131.8
24	24	Noregral Bruno	FRA	PALM	FRA	FRA	A	20	14	27:11.074	16.596	2.404	123.7	5	1:47.966	133.5
25	68	Antoni Christophe	FRA	IND	FRA	FRA	A	21	14	27:11.537	17.059	0.463	123.7	7	1:49.607	131.5
26	32	Mignatelli Jean-Pierre	FRA	CCF	FRA	FRA	B	5	14	27:13.226	18.748	1.689	123.5	5	1:50.219	130.8
27	211	Trotin Arnaud	FRA	ROSSELSP	FRA	FRA	A	22	14	27:13.768	19.290	0.542	123.5	14	1:50.283	130.7
28	38	Boueix Claude	FRA	DOG RACING	FRA	FRA	B	6	14	27:14.121	19.643	0.353	123.5	6	1:50.450	130.5
29	76	Gossiaux Philippe	FRA	ST ELOI	FRA	FRA	B	7	14	27:15.449	20.971	1.328	123.4	4	1:50.336	130.6
30	8	Senard Patrick	FRA	CCF	FRA	FRA	B	8	13	25:47.917	1 Lap	1 Lap	121.0	6	1:50.793	130.1
31	40	Labescat Franck	FRA	CCF	FRA	FRA	A	23	12	23:34.829	2 Laps	1 Lap	122.2	5	1:48.259	133.1
32	25	Massoutre Olivier	FRA	CCF	FRA	FRA	B	9	11	20:45.805	3 Laps	1 Lap	127.3	8	1:49.802	131.3

Not classified: (Requirements: 75% of number laps of leader = 11 Laps)

26	Delaisse François Clement	FRA	CCF	FRA	FRA	A	24	9	16:57.395	5 Laps	2 Laps	127.5	8	1:50.458	130.5
74	Gossiaux Jean-Philippe	FRA	ST ELOI	FRA	FRA	A	25	9	17:01.474	5 Laps	4.079	127.0	3	1:49.685	131.4
29	Moussier Eric	FRA	CCF	FRA	FRA	A	26	4	7:59.430	10 Laps	5 Laps	120.2	2	1:48.197	133.2
92	Loi Olivier	FRA	ST ELOI	FRA	FRA	B	10	3	6:02.945	11 Laps	1 Lap	119.1	2	1:49.181	132.0

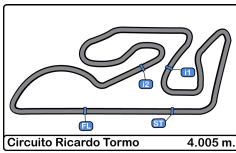
Fastest lap Leguem David in 1:47.099 at 134.6 Km/h in lap 14

Published at:.....

Track Temp: 36.6 °C Air Temp: 1802.6 Humidity: 255 Track Status: DRY

Stewards:	Race Director:	Timekeeper:
------------------	-----------------------	------------------------





Circuit Ricardo Tormo

Caterham Cup 420R

Race - 2

Provisional Results by Category



Cls	N°	Driver	Nat	Team	Nat	Vehicle	Cat	Cls	Laps	Total Time	Gap	Interval	Km/h	Best	Time	Km/h
A																
1	19	Azar Jeremy		ROSELSP			A	1	14	26:54.478			125.0	14	1:47.220	134.4
2	52	Leguem David		ST ELOI			A	2	14	26:54.838	0.360	0.360	124.9	14	1:47.099	134.6
3	18	Dallois Jean-Michel		IND			A	3	14	26:56.637	2.159	1.799	124.8	5	1:47.545	134.0
4	1	Jaubert Mathys		PALM			A	4	14	26:56.676	2.198	0.039	124.8	9	1:47.219	134.4
5	35	Gassin Bastien		ST ELOI			A	5	14	26:58.735	4.257	2.059	124.6	9	1:47.468	134.1
6	59	Clay Tristan		CCF			A	6	14	26:58.990	4.512	0.255	124.6	7	1:47.596	134.0
7	20	Chahinian Franck		CCF			A	7	14	26:59.030	4.552	0.040	124.6	14	1:48.261	133.1
8	2	Pretin Antoine		CCF			A	8	14	26:59.624	5.146	0.594	124.6	10	1:48.183	133.2
9	9	Bizet Henri		PALM			A	9	14	27:01.074	6.596	1.450	124.5	8	1:47.782	133.7
10	30	Gachnang Gary		PALM			A	10	14	27:01.481	7.003	0.407	124.4	9	1:47.722	133.8
11	12	Griffon Arnaud		CCF			A	11	14	27:02.577	8.099	1.096	124.4	3	1:48.710	132.6
12	3	Dallois Pierre-Emmanuel		IND			A	12	14	27:02.596	8.118	0.019	124.4	8	1:48.159	133.3
13	88	Mignatelli Arnaud		CCF			A	13	14	27:03.172	8.694	0.576	124.3	6	1:48.451	132.9
14	69	Quetaud Philippe		CCF			A	14	14	27:03.755	9.277	0.583	124.3	8	1:48.565	132.8
15	75	Pinto Alexandre		ST ELOI			A	15	14	27:04.201	9.723	0.446	124.2	8	1:48.886	132.4
16	98	Guerin Olivier		CCF			A	16	14	27:05.371	10.893	1.170	124.1	14	1:49.137	132.1
17	11	Schmied Remy		IND			A	17	14	27:07.084	12.606	1.713	124.0	10	1:49.315	131.8
18	63	Allaire Frédéric		ST ELOI			A	18	14	27:08.583	14.105	1.499	123.9	8	1:49.173	132.0
19	16	Huot Harold		ROSELSP			A	19	14	27:08.670	14.192	0.087	123.9	14	1:49.363	131.8
20	24	Noregral Bruno		PALM			A	20	14	27:11.074	16.596	2.404	123.7	5	1:47.966	133.5
21	68	Antoni Christophe		IND			A	21	14	27:11.537	17.059	0.463	123.7	7	1:49.607	131.5
22	211	Trotin Arnaud		ROSELSP			A	22	14	27:13.768	19.290	2.231	123.5	14	1:50.283	130.7
23	40	Labescat Franck		CCF			A	23	12	23:34.829	2 Laps	2 Laps	122.2	5	1:48.259	133.1

Not classified: (Requirements: 75% of number laps of leader = 11 Laps)

26	Delaisse François Clement		CCF			A	24	9	16:57.395	5 Laps	3 Laps	127.5	8	1:50.458	130.5
74	Gossiaux Jean-Philippe		ST ELOI			A	25	9	17:01.474	5 Laps	4.079	127.0	3	1:49.685	131.4
29	Moussier Eric		CCF			A	26	4	7:59.430	10 Laps	5 Laps	120.2	2	1:48.197	133.2

B																
1	23	Wehrlen Pascal		PALM			B	1	14	26:59.944			124.6	8	1:48.205	133.2
2	60	Chatelain Francis		PALM			B	2	14	27:00.819	0.875	0.875	124.5	10	1:48.272	133.1
3	44	Girardot Alain		CCF			B	3	14	27:03.069	3.125	2.250	124.3	10	1:48.367	133.0
4	41	Meignan Pascal		ST ELOI			B	4	14	27:04.589	4.645	1.520	124.2	14	1:48.909	132.3
5	32	Mignatelli Jean-Pierre		CCF			B	5	14	27:13.226	13.282	8.637	123.5	5	1:50.219	130.8
6	38	Boueix Claude		DOG RACING			B	6	14	27:14.121	14.177	0.895	123.5	6	1:50.450	130.5
7	76	Gossiaux Philippe		ST ELOI			B	7	14	27:15.449	15.505	1.328	123.4	4	1:50.336	130.6
8	8	Senard Patrick		CCF			B	8	13	25:47.917	1 Lap	1 Lap	121.0	6	1:50.793	130.1
9	25	Massoutre Olivier		CCF			B	9	11	20:45.805	3 Laps	2 Laps	127.3	8	1:49.802	131.3

Not classified: (Requirements: 75% of number laps of leader = 11 Laps)

92	Loi Olivier		ST ELOI			B	10	3	6:02.945	11 Laps	8 Laps	119.1	2	1:49.181	132.0
----	-------------	--	---------	--	--	---	----	---	----------	---------	--------	-------	---	----------	-------

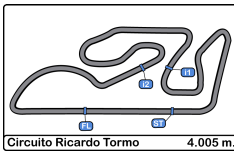
Fastest lap Leguem David in 1:47.099 at 134.6 Km/h in lap 14

Published at:.....

Track Temp: 36.6 °C Air Temp: 1802.6 Humidity: 255 Track Status: DRY

Stewards:	Race Director:	Timekeeper:
-----------	----------------	-----------------





Circuit Ricardo Tormo

Caterham Cup 420R

Race - 2



Provisional Classification by Driver Fastest Lap

Clas	Nº	Driver	Nat	Team	Nat	Vehicle	Cat	Clas	Laps	Best	Time	Gap	Interval	Km/h
1	52	Leguem David	FRA	ST ELOI	FRA		A	1	14	14	1:47.099			134.6
2	1	Jaubert Mathys	FRA	PALM	FRA		A	2	14	9	1:47.219	0.120	0.120	134.4
3	19	Azar Jeremy	SEN	ROSSELSP	FRA		A	3	14	14	1:47.220	0.121	0.001	134.4
4	35	Gassin Bastien	FRA	ST ELOI	FRA		A	4	14	9	1:47.468	0.369	0.248	134.1
5	18	Dallois Jean-Michel	FRA	IND	FRA		A	5	14	5	1:47.545	0.446	0.077	134.0
6	59	Clay Tristan	CHE	CCF	FRA		A	6	14	7	1:47.596	0.497	0.051	134.0
7	30	Gachnang Gary	FRA	PALM	FRA		A	7	14	9	1:47.722	0.623	0.126	133.8
8	9	Bizet Henri	FRA	PALM	FRA		A	8	14	8	1:47.782	0.683	0.060	133.7
9	24	Noregral Bruno	FRA	PALM	FRA		A	9	14	5	1:47.966	0.867	0.184	133.5
10	3	Dallois Pierre-Emmanuel	FRA	IND	FRA		A	10	14	8	1:48.159	1.060	0.193	133.3
11	2	Pretin Antoine	FRA	CCF	FRA		A	11	14	10	1:48.183	1.084	0.024	133.2
12	29	Moussier Eric	FRA	CCF	FRA		A	12	4	2	1:48.197	1.098	0.014	133.2
13	23	Wehrlein Pascal	FRA	PALM	FRA		B	1	14	8	1:48.205	1.106	0.008	133.2
14	40	Labescat Franck	FRA	CCF	FRA		A	13	12	5	1:48.259	1.160	0.054	133.1
15	20	Chahinian Franck	FRA	CCF	FRA		A	14	14	14	1:48.261	1.162	0.002	133.1
16	60	Chatelain Francis	FRA	PALM	FRA		B	2	14	10	1:48.272	1.173	0.011	133.1
17	44	Girardot Alain	FRA	CCF	FRA		B	3	14	10	1:48.367	1.268	0.095	133.0
18	88	Mignatelli Arnaud	FRA	CCF	FRA		A	15	14	6	1:48.451	1.352	0.084	132.9
19	69	Quetaud Philippe	FRA	CCF	FRA		A	16	14	8	1:48.565	1.466	0.114	132.8
20	12	Griffon Arnaud	FRA	CCF	FRA		A	17	14	3	1:48.710	1.611	0.145	132.6
21	75	Pinto Alexandre	FRA	ST ELOI	FRA		A	18	14	8	1:48.886	1.787	0.176	132.4
22	41	Meignan Pascal	FRA	ST ELOI	FRA		B	4	14	14	1:48.909	1.810	0.023	132.3
23	98	Guerin Olivier	FRA	CCF	FRA		A	19	14	14	1:49.137	2.038	0.228	132.1
24	63	Allaire Frédéric	FRA	ST ELOI	FRA		A	20	14	8	1:49.173	2.074	0.036	132.0
25	92	Loi Olivier	FRA	ST ELOI	FRA		B	5	3	2	1:49.181	2.082	0.008	132.0
26	11	Schmied Remy	FRA	IND	FRA		A	21	14	10	1:49.315	2.216	0.134	131.8
27	16	Huot Harold	FRA	ROSSELSP	FRA		A	22	14	14	1:49.363	2.264	0.048	131.8
28	68	Antoni Christophe	FRA	IND	FRA		A	23	14	7	1:49.607	2.508	0.244	131.5
29	74	Gossiaux Jean-Philippe	FRA	ST ELOI	FRA		A	24	9	3	1:49.685	2.586	0.078	131.4
30	25	Massoutre Olivier	FRA	CCF	FRA		B	6	11	8	1:49.802	2.703	0.117	131.3
31	32	Mignatelli Jean-Pierre	FRA	CCF	FRA		B	7	14	5	1:50.219	3.120	0.417	130.8
32	211	Trotin Arnaud	FRA	ROSSELSP	FRA		A	25	14	14	1:50.283	3.184	0.064	130.7
33	76	Gossiaux Philippe	FRA	ST ELOI	FRA		B	8	14	4	1:50.336	3.237	0.053	130.6
34	38	Boueix Claude	FRA	DOG RACING	FRA		B	9	14	6	1:50.450	3.351	0.114	130.5
35	26	Delaisse François Clement	FRA	CCF	FRA		A	26	9	8	1:50.458	3.359	0.008	130.5
36	8	Senard Patrick	FRA	CCF	FRA		B	10	13	6	1:50.793	3.694	0.335	130.1

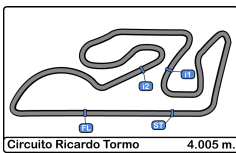


YOKOHAMA

MOTUL

GT2i

DepanceL



Circuit Ricardo Tormo

Caterham Cup 420R

Race - 2

Distance and Speed Average



Clas	Nº	Driver	Nat	Team	Nat	Vehicle	Cat	Clas	Laps	Distance	Total Time	Km/h
1	19	Azar Jeremy	SEN	ROSSELSP	FRA	FRA	A	1	14	56.07	26:54.478	125.0
2	52	Leguem David	FRA	ST ELOI	FRA	FRA	A	2	14	56.07	26:54.838	124.9
3	18	Dallois Jean-Michel	FRA	IND	FRA	FRA	A	3	14	56.07	26:56.637	124.8
4	1	Jaubert Mathys	FRA	PALM	FRA	FRA	A	4	14	56.07	26:56.676	124.8
5	35	Gassin Bastien	FRA	ST ELOI	FRA	FRA	A	5	14	56.07	26:58.735	124.6
6	59	Clay Tristan	CHE	CCF	FRA	FRA	A	6	14	56.07	26:58.990	124.6
7	20	Chahinian Franck	FRA	CCF	FRA	FRA	A	7	14	56.07	26:59.030	124.6
8	2	Pretin Antoine	FRA	CCF	FRA	FRA	A	8	14	56.07	26:59.624	124.6
9	23	Wehrle Pascal	FRA	PALM	FRA	FRA	B	1	14	56.07	26:59.944	124.6
10	60	Chatelain Francis	FRA	PALM	FRA	FRA	B	2	14	56.07	27:00.819	124.5
11	9	Bizet Henri	FRA	PALM	FRA	FRA	A	9	14	56.07	27:01.074	124.5
12	30	Gachnang Gary	FRA	PALM	FRA	FRA	A	10	14	56.07	27:01.481	124.4
13	12	Griffon Arnaud	FRA	CCF	FRA	FRA	A	11	14	56.07	27:02.577	124.4
14	3	Dallois Pierre-Emmanuel	FRA	IND	FRA	FRA	A	12	14	56.07	27:02.596	124.4
15	44	Girardot Alain	FRA	CCF	FRA	FRA	B	3	14	56.07	27:03.069	124.3
16	88	Mignatelli Arnaud	FRA	CCF	FRA	FRA	A	13	14	56.07	27:03.172	124.3
17	69	Quetaud Philippe	FRA	CCF	FRA	FRA	A	14	14	56.07	27:03.755	124.3
18	75	Pinto Alexandre	FRA	ST ELOI	FRA	FRA	A	15	14	56.07	27:04.201	124.2
19	41	Meignan Pascal	FRA	ST ELOI	FRA	FRA	B	4	14	56.07	27:04.589	124.2
20	98	Guerin Olivier	FRA	CCF	FRA	FRA	A	16	14	56.07	27:05.371	124.1
21	11	Schmied Remy	FRA	IND	FRA	FRA	A	17	14	56.07	27:07.084	124.0
22	63	Allaire Frédéric	FRA	ST ELOI	FRA	FRA	A	18	14	56.07	27:08.583	123.9
23	16	Huot Harold	FRA	ROSSELSP	FRA	FRA	A	19	14	56.07	27:08.670	123.9
24	24	Noregral Bruno	FRA	PALM	FRA	FRA	A	20	14	56.07	27:11.074	123.7
25	68	Antoni Christophe	FRA	IND	FRA	FRA	A	21	14	56.07	27:11.537	123.7
26	32	Mignatelli Jean-Pierre	FRA	CCF	FRA	FRA	B	5	14	56.07	27:13.226	123.5
27	211	Trotin Arnaud	FRA	ROSSELSP	FRA	FRA	A	22	14	56.07	27:13.768	123.5
28	38	Boueix Claude	FRA	DOG RACING	FRA	FRA	B	6	14	56.07	27:14.121	123.5
29	76	Gossiaux Philippe	FRA	ST ELOI	FRA	FRA	B	7	14	56.07	27:15.449	123.4
30	8	Senard Patrick	FRA	CCF	FRA	FRA	B	8	13	52.06	25:47.917	121.0
31	40	Labescat Franck	FRA	CCF	FRA	FRA	A	23	12	48.06	23:34.829	122.2
32	25	Massoutre Olivier	FRA	CCF	FRA	FRA	B	9	11	44.05	20:45.805	127.3
33	26	Delaisse François Clement	FRA	CCF	FRA	FRA	A	24	9	36.04	16:57.395	127.5
34	74	Gossiaux Jean-Philippe	FRA	ST ELOI	FRA	FRA	A	25	9	36.04	17:01.474	127.0
35	29	Moussier Eric	FRA	CCF	FRA	FRA	A	26	4	16.02	7:59.430	120.2
36	92	Loi Olivier	FRA	ST ELOI	FRA	FRA	B	10	3	12.01	6:02.945	119.1

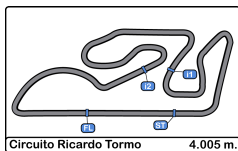


YOKOHAMA

MOTUL

GT2i

DepanceL



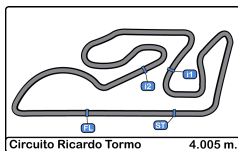
Circuit Ricardo Tormo
Caterham Cup 420R
Race - 2
Lap Analysis



1 Jaubert Mathys							8 Senard Patrick							
A							PALM B							CCF
Lap D	Time	Sector 1	Sector 2	Sector 3	T. Spd	Elapsed	Lap D	Time	Sector 1	Sector 2	Sector 3	T. Spd	Elapsed	
1	1:56.091	47.448	38.771	29.872	158.9	1:56.091	1	2:03.472	53.462	39.634	30.376	186.5	2:03.472	
2	1:48.750	40.849	38.032	29.869	209.3	3:44.841	2	1:52.168	42.721	39.323	30.124	213.6	3:55.640	
3	1:49.907		2:28.274	29.534	215.5	5:34.748	3	1:52.000	42.191	39.403	30.406	209.3	5:47.640	
4	1:48.683	40.981	37.836	29.866	216.8	7:23.431	4	1:51.349	42.639	38.466	30.244	205.1	7:38.989	
5	1:48.394	40.814	37.891	29.689	207.4	9:11.825	5	1:50.826	41.531	38.726	30.569	209.3	9:29.815	
6	1:48.196	40.798	37.790	29.608	206.8	11:00.021	6	1:50.793	41.357	38.261	31.175	206.3	11:20.608	
7	1:47.527	40.152	37.752	29.623	206.3	12:47.548	7	1:50.933	41.623	38.850	30.460	206.3	13:11.541	
8	1:47.436	40.271	37.719	29.446	207.4	14:34.984	8	1:51.625	42.327	38.913	30.385	204.5	15:03.166	
9	1:47.219	40.210	37.645	29.364	209.3	16:22.203	9	1:51.924	42.304	38.955	30.665	204.5	16:55.090	
10	1:47.788	40.227	37.731	29.830	216.2	18:09.991	10	1:50.844	41.792	38.806	30.246	202.8	18:45.934	
11	2:02.332	40.638	43.749	37.945	206.3	20:12.323	11	1:58.728	41.557	38.840	38.331	203.9	20:44.662	
12	3:07.916	1:06.005	1:19.160	42.751	161.7	23:20.239	12	2:45.266	57.135	1:12.701	35.430	171.8	23:29.928	
13	1:48.389	40.996	37.672	29.721	201.1	25:08.628	13	2:17.989 P	57.084	40.170	40.735	214.2	25:47.917	
14	1:48.048	40.945	37.920	29.183	206.8	26:56.676								

2 Pretin Antoine							9 Bizet Henri						
A							PALM						
Lap D	Time	Sector 1	Sector 2	Sector 3	T. Spd	Elapsed	Lap D	Time	Sector 1	Sector 2	Sector 3	T. Spd	Elapsed
1	1:57.859	49.387	38.513	29.959	168.6	1:57.859	1	1:57.376	49.150	38.513	29.713	172.2	1:57.376
2	1:49.043	41.068	37.975	30.000	211.7	3:46.902	2	1:49.152	41.277	38.005	29.870	218.1	3:46.528
3	1:49.356	41.432	38.021	29.903	213.0	5:36.258	3	1:48.617	40.495	38.586	29.536	211.7	5:35.145
4	1:48.598	40.678	38.302	29.618	213.0	7:24.856	4	1:48.508	40.996	37.788	29.724	214.9	7:23.653
5	1:48.723	40.643	38.186	29.894	214.2	9:13.579	5	1:48.384	40.430	38.417	29.537	216.8	9:12.037
6	1:48.898	40.675	38.104	30.119	209.3	11:02.477	6	1:48.360	40.423	38.414	29.523	214.9	11:00.397
7	1:49.343	40.586	37.981	30.776	213.0	12:51.820	7	1:47.818	40.088	38.156	29.574	213.0	12:48.215
8	1:48.353	40.670	37.824	29.859	209.9	14:40.173	8	1:47.782	40.242	37.814	29.726	210.5	14:35.997
9	1:49.180	40.913	38.024	30.243	205.1	16:29.353	9	1:48.419	40.244	38.072	30.103	210.5	16:24.416
10	1:48.183	40.301	38.062	29.820	209.9	18:17.536	10	1:48.934	40.482	38.467	29.985	213.6	18:13.350
11	2:03.661	40.766	42.750	40.145	213.0	20:21.197	11	1:59.696	40.471	41.059	38.166	206.8	20:13.046
12	3:00.214	1:02.413	1:17.071	40.730	156.8	23:21.411	12	3:07.498	1:06.505	1:18.325	42.668	163.6	23:20.544
13	1:49.755	41.716	38.223	29.816	199.4	25:11.166	13	1:51.829	41.599	37.811	32.419	200.5	25:12.373
14	1:48.458	40.356	38.206	29.896	214.2	26:59.624	14	1:48.701	40.646	38.242	29.813	216.2	27:01.074

3 Dallois Pierre-Emmanuel							11 Schmier Remy						
A							IND						
Lap D	Time	Sector 1	Sector 2	Sector 3	T. Spd	Elapsed	Lap D	Time	Sector 1	Sector 2	Sector 3	T. Spd	Elapsed
1	2:03.525	53.849	39.688	29.988	188.9	2:03.525	1	1:59.997	51.114	38.704	30.179	174.7	1:59.997
2	1:50.018	41.326	38.649	30.043	213.6	3:53.543	2	1:49.334	40.999	38.332	30.003	211.1	3:49.331
3	1:49.578	41.214	38.685	29.679	220.8	5:43.121	3	1:52.056	42.706	39.247	30.103	216.2	5:41.387
4	1:50.796	41.788	38.903	30.105	217.5	7:33.917	4	1:50.795	41.907	38.602	30.286	213.0	7:32.182
5	1:49.456	40.933	38.543	29.980	216.2	9:23.373	5	1:50.249	41.022	38.924	30.303	210.5	9:22.431
6	1:49.142	41.100	38.477	29.565	213.0	11:12.515	6	1:50.518	41.503	38.667	30.348	206.3	11:12.949
7	1:48.791	40.712	38.330	29.749	214.2	13:01.306	7	1:49.662	40.940	38.563	30.159	209.3	13:02.611
8	1:48.159	40.454	38.091	29.614	208.6	14:49.465	8	1:49.460	40.842	38.373	30.245	208.6	14:52.071
9	1:48.233	40.662	38.000	29.571	209.9	16:37.698	9	1:49.964	41.282	38.280	30.402	206.3	16:42.035
10	1:48.357	40.452	37.993	29.912	214.2	18:26.055	10	1:49.315	40.788	38.409	30.118	208.0	18:31.350
11	2:05.500	40.785	39.820	44.895	206.8	20:31.555	11	2:03.982	40.692	38.725	44.565	209.3	20:35.332
12	2:53.113	1:02.695	1:13.655	36.763	119.2	23:24.668	12	2:51.077	1:02.171	1:12.438	36.468	146.6	23:26.409
13	1:48.608	41.037	38.017	29.554	205.1	25:13.276	13	1:50.337	41.472	38.495	30.370	207.4	25:16.746
14	1:49.320	41.153	38.412	29.755	220.8	27:02.596	14	1:50.338	41.145	38.496	30.697	209.9	27:07.084



Circuit Ricardo Tormo
Caterham Cup 420R
Race - 2
Lap Analysis



12 Griffon Arnaud **19** Azar Jeremy

A							CCF		A							ROSSELSP	
Lap D	Time	Sector 1	Sector 2	Sector 3	T. Spd	Elapsed	Lap D	Time	Sector 1	Sector 2	Sector 3	T. Spd	Elapsed				
1	1:59.135	50.902	38.357	29.876	177.3	1:59.135	1	1:55.637	47.647	38.200	29.790	153.1	1:55.637				
2	1:49.141	40.976	38.047	30.118	214.2	3:48.276	2	1:48.819	40.762	38.110	29.947	209.3	3:44.456				
3	1:48.710	40.655	38.215	29.840	209.3	5:36.986	3	1:48.203	41.068	37.654	29.481	198.8	5:32.659				
4	1:49.922	41.834	38.358	29.730	209.9	7:26.908	4	1:47.683	40.545	37.666	29.472	209.3	7:20.342				
5	1:48.972	40.728	38.375	29.869	209.3	9:15.880	5	1:47.378	40.324	37.485	29.569	208.6	9:07.720				
6	1:48.771	40.836	38.057	29.878	207.4	11:04.651	6	1:47.752	40.189	37.930	29.633	208.6	10:55.472				
7	1:49.016	40.404	38.150	30.462	213.0	12:53.667	7	1:48.152	40.390	37.878	29.884	203.9	12:43.624				
8	1:49.498	40.891	38.081	30.526	208.0	14:43.165	8	1:47.774	40.364	37.679	29.731	204.5	14:31.398				
9	1:49.486	41.209	38.337	29.940	206.8	16:32.651	9	1:48.733	40.874	38.005	29.854	202.8	16:20.131				
10	1:49.559	40.939	38.240	30.380	209.9	18:22.210	10	1:47.784	40.303	37.690	29.791	205.1	18:07.915				
11	2:06.934	41.346	39.511	46.077	215.5	20:29.144	11	1:47.763	40.348	37.673	29.742	206.3	19:55.678				
12	2:53.953	1:00.688	1:15.256	38.009	144.0	23:23.097	12	3:23.775	1:20.132	1:17.659	45.984	141.4	23:19.453				
13	1:49.823	41.511	38.116	30.196	189.4	25:12.920	13	1:47.805	40.718	37.499	29.588	193.0	25:07.258				
14	1:49.657	41.375	38.208	30.074	213.6	27:02.577	14	1:47.220	39.962	37.674	29.584	202.8	26:54.478				

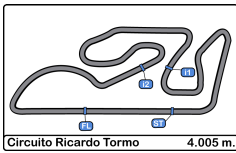
16 Huot Harold **20** Chahinian Franck

A							ROSSELSP		A							CCF	
Lap D	Time	Sector 1	Sector 2	Sector 3	T. Spd	Elapsed	Lap D	Time	Sector 1	Sector 2	Sector 3	T. Spd	Elapsed				
1	2:03.160	53.611	39.106	30.443	188.4	2:03.160	1	1:56.985	48.686	38.510	29.789	165.1	1:56.985				
2	1:50.229	41.322	38.796	30.111	209.3	3:53.389	2	1:48.703	41.211	37.778	29.714	214.2	3:45.688				
3	1:50.511	41.583	38.697	30.231	213.0	5:43.900	3	1:48.452	40.870	38.053	29.529	213.0	5:34.140				
4	1:50.785	41.167	39.097	30.521	206.3	7:34.685	4	1:49.328	41.398	38.063	29.867	214.9	7:23.468				
5	1:49.794	41.074	38.491	30.229	206.3	9:24.479	5	1:48.670	41.070	38.255	29.345	208.0	9:12.138				
6	1:51.157	41.638	39.099	30.420	202.2	11:15.636	6	1:51.056	41.619	38.660	30.777	218.1	11:03.194				
7	1:50.278	41.353	38.770	30.155	203.9	13:05.914	7	1:48.572	40.227	38.038	30.307	210.5	12:51.766				
8	1:50.158	41.034	38.604	30.520	209.3	14:56.072	8	1:48.619	40.564	38.459	29.596	208.0	14:40.385				
9	1:50.347	41.207	38.492	30.648	208.0	16:46.419	9	1:48.309	40.592	37.842	29.875	214.9	16:28.694				
10	1:49.633	40.878	38.384	30.371	208.6	18:36.052	10	1:48.540	40.629	38.009	29.902	204.5	18:17.234				
11	2:06.651	40.938	38.657	47.056	213.6	20:42.703	11	2:00.644	40.797	39.399	40.448	204.5	20:17.878				
12	2:45.477	56.419	1:12.160	36.898	157.8	23:28.180	12	3:03.410	1:04.026	1:17.706	41.678	161.4	23:21.288				
13	1:51.127	41.806	38.804	30.517	203.3	25:19.307	13	1:49.481	41.709	38.120	29.652	201.1	25:10.769				
14	1:49.363	40.781	38.424	30.158	210.5	27:08.670	14	1:48.261	40.581	38.067	29.613	212.3	26:59.030				

18 Dallois Jean-Michel **23** Wehrlen Pascal

A							IND		B							PALM	
Lap D	Time	Sector 1	Sector 2	Sector 3	T. Spd	Elapsed	Lap D	Time	Sector 1	Sector 2	Sector 3	T. Spd	Elapsed				
1	1:56.810	48.396	38.534	29.880	165.5	1:56.810	1	1:58.477	50.027	38.645	29.805	174.3	1:58.477				
2	1:49.282	41.583	37.918	29.781	203.3	3:46.092	2	1:50.342	42.008	38.134	30.200	209.3	3:48.819				
3	1:48.422	40.665	38.117	29.640	211.7	5:34.514	3	1:48.339	40.495	38.071	29.773	209.9	5:37.158				
4	1:47.911	40.705	37.642	29.564	212.3	7:22.425	4	1:49.067	41.431	37.881	29.755	217.5	7:26.225				
5	1:47.545	40.273	37.636	29.636	203.3	9:09.970	5	1:48.350	40.601	37.856	29.893	208.0	9:14.575				
6	1:48.435	40.642	37.796	29.997	205.1	10:58.405	6	1:49.574	40.961	37.765	30.848	208.0	11:04.149				
7	1:47.828	40.440	37.716	29.672	203.9	12:46.233	7	1:48.472	40.320	37.957	30.195	212.3	12:52.621				
8	1:47.686	40.364	37.702	29.620	204.5	14:33.919	8	1:48.205	40.638	37.900	29.667	209.9	14:40.826				
9	1:48.070	40.460	37.960	29.650	204.5	16:21.989	9	1:48.620	40.638	38.039	29.943	211.1	16:29.446				
10	1:48.150	40.688	37.769	29.693	207.4	18:10.139	10	1:48.431	40.734	37.828	29.869	208.0	18:17.877				
11	2:00.194	40.175	42.221	37.798	212.3	20:10.333	11	2:07.211	40.694	42.998	43.519	213.6	20:25.088				
12	3:09.777	1:06.833	1:19.374	43.570	159.6	23:20.110	12	2:56.933	59.875	1:17.569	39.489	155.1	23:22.021				
13	1:48.512	41.417	37.618	29.477	197.2	25:08.622	13	1:49.685	41.421	38.238	30.026	195.1	25:11.706				
14	1:48.015	40.661	37.727	29.627	207.4	26:56.637	14	1:48.238	40.562	37.945	29.731	212.3	26:59.944				





Circuit Ricardo Tormo
Caterham Cup 420R
Race - 2
Lap Analysis



24 Noregral Bruno **30** Gachnang Gary

A							PALM		A							PALM	
Lap	D	Time	Sector 1	Sector 2	Sector 3	T. Spd	Elapsed	Lap	D	Time	Sector 1	Sector 2	Sector 3	T. Spd	Elapsed		
1		1:56.804	47.922	38.703	30.179	161.4	1:56.804	1		2:01.401	51.722	39.803	29.876	173.9	2:01.401		
2		1:48.116	40.724	37.770	29.622	203.3	3:44.920	2		1:48.948	40.503	38.491	29.954	214.2	3:50.349		
3		1:48.763	41.190	37.940	29.633	211.7	5:33.683	3		1:48.526	41.062	37.865	29.599	216.8	5:38.875		
4		2:12.764	1:04.561	38.030	30.173	203.3	7:46.447	4		1:48.546	40.322	38.616	29.608	206.3	7:27.421		
5		1:47.966	40.527	37.943	29.496	205.7	9:34.413	5		1:47.808	40.377	37.784	29.647	206.8	9:15.229		
6		1:48.789	40.237	38.440	30.112	209.9	11:23.202	6		1:48.536	40.621	37.829	30.086	208.6	11:03.765		
7		1:49.375	40.717	38.476	30.182	214.9	13:12.577	7		1:48.190	40.090	38.062	30.038	209.3	12:51.955		
8		1:53.721 P	41.076	38.233	34.412	211.1	15:06.298	8		1:53.943	40.760	43.252	29.931	211.1	14:45.898		
9		2:05.985	57.452	38.462	30.071		17:12.283	9		1:47.722	40.195	37.903	29.624	203.9	16:33.620		
10		1:48.733	40.595	38.206	29.932	205.1	19:01.016	10		1:48.337	40.505	37.850	29.982	211.1	18:21.957		
11		1:49.218	40.783	38.043	30.392	207.4	20:50.234	11		2:05.640	40.514	40.103	45.023	204.5	20:27.597		
12		2:43.141	58.695	1:09.928	34.518	159.2	23:33.375	12		2:54.980	1:00.258	1:15.780	38.942	135.8	23:22.577		
13		1:49.197	40.702	38.167	30.328	216.8	25:22.572	13		1:49.890	41.404	38.248	30.238	196.7	25:12.467		
14		1:48.502	40.797	37.860	29.845	213.0	27:11.074	14		1:49.014	40.757	38.197	30.060	213.6	27:01.481		

25 Massoutre Olivier **32** Mignatelli Jean-Pierre

B							CCF		B							CCF	
Lap	D	Time	Sector 1	Sector 2	Sector 3	T. Spd	Elapsed	Lap	D	Time	Sector 1	Sector 2	Sector 3	T. Spd	Elapsed		
1		2:04.625	54.449	39.936	30.240	194.0	2:04.625	1		2:06.480	55.829	39.871	30.780	202.2	2:06.480		
2		1:50.271	41.954	38.196	30.121	211.1	3:54.896	2		1:51.688	42.116	38.949	30.623	211.7	3:58.168		
3		1:50.061	41.362	38.654	30.045	216.2	5:44.957	3		1:52.228	42.368	38.688	31.172	207.4	5:50.396		
4		1:50.289	41.499	38.404	30.386	210.5	7:35.246	4		1:50.412	41.172	38.780	30.460	206.3	7:40.808		
5		1:50.227	41.481	38.415	30.331	210.5	9:25.473	5		1:50.219	41.440	38.560	30.219	206.8	9:31.027		
6		1:50.195	41.454	38.639	30.102	209.9	11:15.668	6		1:50.746	41.312	38.653	30.781	208.6	11:21.773		
7		1:49.926	41.103	38.473	30.350	209.3	13:05.594	7		1:51.705	41.158	39.344	31.203	206.3	13:13.478		
8		1:49.802	41.027	38.663	30.112	206.8	14:55.396	8		1:50.795	40.994	39.043	30.758	208.0	15:04.273		
9		1:50.256	41.556	38.569	30.131	206.8	16:45.652	9		1:51.376	41.569	39.031	30.776	208.6	16:55.649		
10		1:50.084	41.384	38.370	30.330	206.3	18:35.736	10		1:51.303	42.148	38.735	30.420	203.9	18:46.952		
11		2:10.069 P	41.631	38.607	49.831	205.7	20:45.805	11		1:58.087	41.229	38.800	38.058	211.7	20:45.039		
12		2:45.972						12		2:45.972	57.697	1:12.223	36.052	166.6	23:31.011		
13		1:50.885	41.763	38.570	30.552	205.1		13		1:50.885	41.763	38.570	30.552	205.1	25:21.896		
14		1:51.330	42.019	38.643	30.668	205.1		14		1:51.330	42.019	38.643	30.668	205.1	27:13.226		

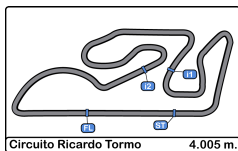
26 Delaisse François Clement

A							CCF		A							ST ELOI	
Lap	D	Time	Sector 1	Sector 2	Sector 3	T. Spd	Elapsed	Lap	D	Time	Sector 1	Sector 2	Sector 3	T. Spd	Elapsed		
1		2:05.985	55.466	39.871	30.648	193.5	2:05.985	1		1:56.796	48.136	38.598	30.062	158.5	1:56.796		
2		1:51.563	42.118	38.938	30.507	212.3	3:57.548	2		1:50.208	42.303	38.046	29.859	200.5	3:47.004		
3		1:51.372	42.081	39.112	30.179	207.4	5:48.920	3		1:48.437	40.224	38.683	29.530	214.9	5:35.441		
4		1:51.830	42.064	39.124	30.642	214.9	7:40.750	4		1:48.581	40.883	37.819	29.879	212.3	7:24.022		
5		1:51.062	42.185	38.855	30.022	202.8	9:31.812	5		1:48.724	40.676	38.524	29.524	211.1	9:12.746		
6		1:50.957	41.230	39.022	30.705	208.6	11:22.769	6		1:48.282	40.643	37.966	29.673	214.2	11:01.028		
7		1:51.594	42.544	38.789	30.261	201.6	13:14.363	7		1:48.612	40.231	37.927	30.454	208.6	12:49.640		
8		1:50.458	41.255	38.908	30.295	211.7	15:04.821	8		1:47.774	40.185	37.758	29.831	205.1	14:37.414		
9		1:52.574	41.824	39.916	30.834	210.5	16:57.395	9		1:47.468	40.226	37.766	29.476	205.1	16:24.882		
10			41.207			205.1		10		1:48.675	40.399	38.145	30.131	210.5	18:13.557		

29 Moussier Eric

A							CCF		A							ST ELOI	
Lap	D	Time	Sector 1	Sector 2	Sector 3	T. Spd	Elapsed	Lap	D	Time	Sector 1	Sector 2	Sector 3	T. Spd	Elapsed		
1		1:57.156	48.819	38.635	29.702	169.0	1:57.156	1		1:56.796	48.136	38.598	30.062	158.5	1:56.796		
2		1:48.197	40.617	37.845	29.735	218.8	3:45.353	2		1:50.208	42.303	38.046	29.859	200.5	3:47.004		
3		1:48.676	41.010	37.928	29.738	211.1	5:34.029	3		1:48.437	40.224	38.683	29.530	214.9	5:35.441		
4		2:25.401 P	44.283	55.787	45.331	211.7	7:59.430	4		1:48.581	40.883	37.819	29.879	212.3	7:24.022		





Circuit Ricardo Tormo
Caterham Cup 420R
Race - 2
Lap Analysis



38 Boueix Claude **44** Girardot Alain

B							DOG RACING							B	CCF
Lap	D	Time	Sector 1	Sector 2	Sector 3	T. Spd	Elapsed	Lap	D	Time	Sector 1	Sector 2	Sector 3	T. Spd	Elapsed
1		2:05.475	55.038	39.873	30.564	194.0	2:05.475	1		2:00.890	51.926	38.918	30.046	180.9	2:00.890
2		1:51.729	41.798	39.095	30.836	209.9	3:57.204	2		1:49.272	40.772	38.453	30.047	211.1	3:50.162
3		1:51.394	42.013	38.921	30.460	205.1	5:48.598	3		1:50.974	41.931	38.649	30.394	212.3	5:41.136
4		1:50.958	42.071	38.488	30.399	206.3	7:39.556	4		1:49.549	41.279	38.106	30.164	205.7	7:30.685
5		1:50.687	41.497	38.909	30.281	207.4	9:30.243	5		1:48.467	40.715	37.983	29.769	205.7	9:19.152
6		1:50.450	41.366	38.734	30.350	204.5	11:20.693	6		1:48.570	40.645	37.875	30.050	205.1	11:07.722
7		1:51.765	41.878	38.931	30.956	204.5	13:12.458	7		1:49.339	40.775	38.051	30.513	205.7	12:57.061
8		1:51.687	41.679	39.173	30.835	203.9	15:04.145	8		1:49.308	40.892	38.398	30.018	206.8	14:46.369
9		1:51.600	42.059	38.977	30.564	203.9	16:55.745	9		1:48.667	40.732	38.150	29.785	212.3	16:35.036
10		1:50.912	41.549	38.879	30.484	207.4	18:46.657	10		1:48.367	40.723	37.919	29.725	209.3	18:23.403
11		2:00.465	41.917	39.106	39.442	203.3	20:47.122	11		2:06.334	40.793	39.390	46.151	209.9	20:29.737
12		2:44.165	57.244	1:12.804	34.117	155.8	23:31.287	12		2:53.452	1:00.958	1:14.921	37.573	135.8	23:23.189
13		1:52.067	41.956	38.885	31.226	210.5	25:23.354	13		1:49.965	41.800	38.278	29.887	193.0	25:13.154
14		1:50.767	41.505	38.917	30.345	206.8	27:14.121	14		1:49.915	41.625	38.493	29.797	220.1	27:03.069

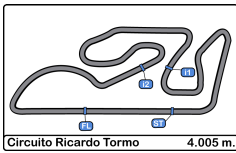
40 Labescat Franck **52** Leguem David

A							CCF							A	ST ELOI
Lap	D	Time	Sector 1	Sector 2	Sector 3	T. Spd	Elapsed	Lap	D	Time	Sector 1	Sector 2	Sector 3	T. Spd	Elapsed
1		1:59.618	50.640	38.941	30.037	181.8	1:59.618	1		1:55.354	47.331	38.117	29.906	152.8	1:55.354
2		1:49.595	41.079	38.300	30.216	212.3	3:49.213	2		1:49.182	41.290	38.060	29.832	200.5	3:44.536
3		1:48.462	40.499	38.049	29.914	212.3	5:37.675	3		1:47.823	40.421	37.646	29.756	204.5	5:32.359
4		1:50.432	41.338	39.115	29.979	210.5	7:28.107	4		1:47.557	40.358	37.592	29.607	201.1	7:19.916
5		1:48.259	40.465	38.036	29.758	209.3	9:16.366	5		1:47.658	40.346	37.547	29.765	201.6	9:07.574
6		1:48.754	40.680	38.124	29.950	211.1	11:05.120	6		1:48.223	40.707	37.721	29.795	202.8	10:55.797
7		1:48.836	40.349	38.185	30.302	211.1	12:53.956	7		1:48.050	40.520	37.615	29.915	206.8	12:43.847
8		1:49.494	41.126	38.274	30.094	214.2	14:43.450	8		1:47.699	40.455	37.653	29.591	200.5	14:31.546
9		1:49.626	41.184	38.551	29.891	209.9	16:33.076	9		1:48.729	40.514	38.323	29.892	208.6	16:20.275
10		1:49.336	40.826	38.520	29.990	211.7	18:22.412	10		1:47.879	40.408	37.688	29.783	201.1	18:08.154
11		2:07.939	41.702	40.453	45.784	215.5	20:30.351	11		1:57.421	40.546	38.205	38.670	202.8	20:05.575
12		3:04.478 P	1:01.659	1:14.532	48.287	132.8	23:34.829	12		3:14.229	1:11.021	1:17.624	45.584	127.4	23:19.804
13								13		1:47.935	40.798	37.511	29.626	195.1	25:07.739
14								14		1:47.099	39.976	37.598	29.525	205.7	26:54.838

41 Meignan Pascal **59** Clay Tristan

B							ST ELOI							A	CCF
Lap	D	Time	Sector 1	Sector 2	Sector 3	T. Spd	Elapsed	Lap	D	Time	Sector 1	Sector 2	Sector 3	T. Spd	Elapsed
1		2:02.379	52.868	39.450	30.061	186.0	2:02.379	1		1:58.900	50.253	38.574	30.073	170.6	1:58.900
2		1:49.935	41.417	38.497	30.021	214.9	3:52.314	2		1:48.838	40.731	38.223	29.884	211.7	3:47.738
3		1:50.557	41.087	38.868	30.602	211.1	5:42.871	3		1:48.707	40.757	38.192	29.758	209.9	5:36.445
4		1:50.518	41.497	39.033	29.988	211.7	7:33.389	4		1:48.101	40.831	37.664	29.606	215.5	7:24.546
5		1:49.367	41.017	38.390	29.960	213.6	9:22.756	5		1:47.951	40.282	38.127	29.542	218.1	9:12.497
6		1:50.380	42.005	38.569	29.806	217.5	11:13.136	6		1:48.471	40.362	38.411	29.698	211.7	11:00.968
7		1:49.651	41.352	38.482	29.817	218.1	13:02.787	7		1:47.596	40.057	37.824	29.715	210.5	12:48.564
8		1:49.409	41.152	38.443	29.814	216.2	14:52.196	8		1:47.616	40.087	38.063	29.466	211.7	14:36.180
9		1:49.096	40.769	38.332	29.995	213.6	16:41.292	9		1:48.088	40.234	38.139	29.715	214.9	16:24.268
10		1:49.443	40.871	38.522	30.050	209.9	18:30.735	10		1:49.414	40.765	38.507	30.142		18:13.682
11		2:04.044	40.899	38.533	44.612	209.9	20:34.779	11		2:03.954	40.645	42.625	40.684	218.1	20:17.636
12		2:50.795	1:02.126	1:12.596	36.073	132.1	23:25.574	12		3:03.368	1:03.385	1:17.980	42.003	158.2	23:21.004
13		1:50.106	41.504	38.559	30.043	216.2	25:15.680	13		1:49.319	41.692	37.819	29.808	198.8	25:10.323
14		1:48.909	40.563	38.523	29.823	214.2	27:04.589	14		1:48.667	40.540	38.449	29.678	212.3	26:58.990





Circuit Ricardo Tormo
Caterham Cup 420R
Race - 2
Lap Analysis



60 Chatelain Francis **69** Quetaud Philippe

B							PALM							A							CCF		
Lap	D	Time	Sector 1	Sector 2	Sector 3	T. Spd	Elapsed	Lap	D	Time	Sector 1	Sector 2	Sector 3	T. Spd	Elapsed	Lap	D	Time	Sector 1	Sector 2	Sector 3	T. Spd	Elapsed
1		1:58.331	49.850	38.474	30.007	167.4	1:58.331	1		2:01.315	52.184	39.034	30.097	185.5	2:01.315								
2		1:48.894	41.074	38.141	29.679	213.0	3:47.225	2		1:49.672	41.395	38.259	30.018	214.2	3:50.987								
3		1:48.655	40.682	38.235	29.738	214.9	5:35.880	3		1:50.837	41.314	39.293	30.230	209.9	5:41.824								
4		1:48.552	40.804	37.946	29.802	211.1	7:24.432	4		1:50.416	41.893	38.524	29.999	206.3	7:32.240								
5		1:48.639	40.803	38.213	29.623	213.6	9:13.071	5		1:49.517	41.236	38.233	30.048	207.4	9:21.757								
6		1:49.039	41.024	37.867	30.148	213.0	11:02.110	6		1:49.123	40.942	38.131	30.050	206.3	11:10.880								
7		1:52.097	40.751	38.057	33.289	208.0	12:54.207	7		1:48.971	40.759	38.252	29.960	200.5	12:59.851								
8		1:48.917	40.654	38.046	30.217	215.5	14:43.124	8		1:48.565	40.614	38.115	29.836	205.1	14:48.416								
9		1:48.823	40.683	37.976	30.164	204.5	16:31.947	9		1:48.856	40.799	38.289	29.768	205.7	16:37.272								
10		1:48.272	40.540	37.741	29.991	206.8	18:20.219	10		1:48.970	40.503	38.279	30.188	206.3	18:26.242								
11		2:06.011	40.643	41.198	44.170	206.3	20:26.230	11		2:06.614	41.184	39.977	45.453	202.8	20:32.856								
12		2:56.203	1:00.659	1:16.349	39.195	150.6	23:22.433	12		2:52.099	1:02.073	1:13.714	36.312	123.9	23:24.955								
13		1:49.548	41.429	38.114	30.005	197.8	25:11.981	13		1:49.736	41.486	38.314	29.936	210.5	25:14.691								
14		1:48.838	40.682	37.966	30.190	216.8	27:00.819	14		1:49.064	40.712	38.463	29.889	209.9	27:03.755								

63 Allaire Frédéric **74** Gossiaux Jean-Philippe

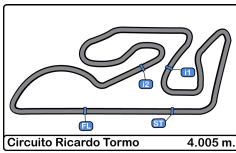
A							ST ELOI							A							ST ELOI		
Lap	D	Time	Sector 1	Sector 2	Sector 3	T. Spd	Elapsed	Lap	D	Time	Sector 1	Sector 2	Sector 3	T. Spd	Elapsed	Lap	D	Time	Sector 1	Sector 2	Sector 3	T. Spd	Elapsed
1		2:05.051	54.807	39.886	30.358	193.5	2:05.051	1		2:02.654	53.249	39.298	30.107	188.9	2:02.654								
2		1:52.007	42.644	38.981	30.382	214.9	3:57.058	2		1:50.487	41.599	38.741	30.147	213.6	3:53.141								
3		1:50.892	41.796	38.882	30.214	208.0	5:47.950	3		1:49.685	41.292	38.532	29.861	208.0	5:42.826								
4		1:50.366	41.538	38.628	30.200	213.0	7:38.316	4		1:50.989	41.934	38.782	30.273	208.6	7:33.815								
5		1:49.646		2:28.350	30.124	205.7	9:27.962	5		1:49.889	41.330	38.568	29.991	209.3	9:23.704								
6		1:50.218	41.585	38.383	30.250	207.4	11:18.180	6		1:50.057	41.311	38.574	30.172	213.6	11:13.761								
7		1:50.114	41.249	38.724	30.141	208.6	13:08.294	7		1:49.929	41.037	38.394	30.498	207.4	13:03.690								
8		1:49.173	41.119	38.276	29.778	208.6	14:57.467	8		1:50.602	41.258	38.791	30.553	206.8	14:54.292								
9		1:49.998	41.101	38.648	30.249	211.7	16:47.465	9		2:07.182 P	42.037	41.282	43.863	201.6	17:01.474								
10		1:49.356	40.973	38.347	30.036	212.3	18:36.821																
11		2:06.894	41.174	40.826	44.894	209.9	20:43.715																
12		2:44.682	57.154	1:12.348	35.180	167.8	23:28.397																
13		1:50.468	41.432	38.681	30.355	214.2	25:18.865																
14		1:49.718	41.044	38.456	30.218	205.7	27:08.583																

75 Pinto Alexandre

A							ST ELOI								
Lap	D	Time	Sector 1	Sector 2	Sector 3	T. Spd	Elapsed	Lap	D	Time	Sector 1	Sector 2	Sector 3	T. Spd	Elapsed
1		2:01.770	52.171	39.476	30.123	190.4	2:01.770								
2		1:49.681	41.319	38.569	29.793	214.2	3:51.451								
3		1:50.654	41.199	39.446	30.009	213.0	5:42.105								
4		1:50.776	41.905	38.892	29.979	214.9	7:32.881								
5		1:49.594	41.086	38.456	30.052	211.1	9:22.475								
6		1:49.810	41.222	38.540	30.048	209.3	11:12.285								
7		1:49.815	41.463	38.372	29.980	206.3	13:02.100								
8		1:48.886	40.741	38.368	29.777	209.9	14:50.986								
9		1:49.040	40.689	38.292	30.059	207.4	16:40.026								
10		1:49.460	41.146	38.307	30.007	205.7	18:29.486								
11		2:04.364	40.970	39.193	44.201	204.5	20:33.850								
12		2:51.299	1:02.232	1:12.793	36.274	126.3	23:25.149								
13		1:49.941	41.615	38.504	29.822	216.8	25:15.090								
14		1:49.111	40.873	38.532	29.706	214.2	27:04.201								

68 Antoni Christophe

A							IND								
Lap	D	Time	Sector 1	Sector 2	Sector 3	T. Spd	Elapsed	Lap	D	Time	Sector 1	Sector 2	Sector 3	T. Spd	Elapsed
1		2:04.954	54.115	39.921	30.918	192.5	2:04.954								
2		1:50.775	41.920	38.925	29.930	213.0	3:55.729								
3		1:50.115	41.391	38.607	30.117	209.9	5:45.844								
4		1:50.675	41.984	38.474	30.217	208.6	7:36.519								
5		1:50.513	41.487	38.740	30.286	204.5	9:27.032								
6		1:50.270	41.397	38.648	30.225	203.9	11:17.302								
7		1:49.607	41.140	38.223	30.244	209.3	13:06.909								
8		1:50.044	41.318	38.515	30.211	206.3	14:56.953								
9		1:50.162	40.935	38.957	30.270	209.3	16:47.115								
10		1:50.163	40.728	39.177	30.258	208.6	18:37.278								
11		2:07.022	41.448	40.350	45.224	213.0	20:44.300								
12		2:45.359	57.386	1:12.085	35.888	165.8	23:29.659								
13		1:51.333	42.064	39.039	30.230	205.7	25:20.992								
14		1:50.545	41.035	38.908	30.602	209.3	27:11.537								



Circuit Ricardo Tormo
Caterham Cup 420R
Race - 2
Lap Analysis



76

Gossiaux Philippe

98

Guerin Olivier

B

ST ELOI

A

CCF

Lap	D	Time	Sector 1	Sector 2	Sector 3	T. Spd	Elapsed	Lap	D	Time	Sector 1	Sector 2	Sector 3	T. Spd	Elapsed
1		2:07.057	56.168	39.748	31.141	192.5	2:07.057	1		2:04.089	53.594	40.232	30.263	187.5	2:04.089
2		1:51.952	42.518	38.745	30.689	210.5	3:59.009	2		1:50.526	41.628	38.600	30.298	211.7	3:54.615
3		1:52.614	42.387	38.792	31.435	208.6	5:51.623	3		1:50.426	41.931	38.666	29.829	208.6	5:45.041
4		1:50.336	41.468	38.609	30.259	208.0	7:41.959	4		1:50.310	41.813	38.347	30.150	211.7	7:35.351
5		1:51.157	41.853	39.018	30.286	209.9	9:33.116	5		1:49.427	40.848	38.657	29.922	211.7	9:24.778
6		1:50.916	41.025	38.855	31.036	208.6	11:24.032	6		1:49.890	41.104	38.341	30.445	214.9	11:14.668
7		1:51.379	41.878	38.857	30.644	208.0	13:15.411	7		1:49.632	40.633	38.470	30.529	208.0	13:04.300
8		1:50.347	41.094	38.640	30.613	206.8	15:05.758	8		1:50.017	41.097	38.884	30.036	209.9	14:54.317
9		1:53.848	41.937	39.446	32.465	206.3	16:59.606	9		1:49.900	41.388	38.369	30.143	206.3	16:44.217
10		1:55.402	43.394	40.734	31.274	202.2	18:55.008	10		1:49.776	41.057	38.448	30.271	205.7	18:33.993
11		1:54.927	42.574	40.662	31.691	203.3	20:49.935	11		2:03.005	41.036	38.292	43.677	205.7	20:36.998
12		2:43.082	57.094	1:11.681	34.307	149.3	23:33.017	12		2:49.691	1:01.509	1:12.207	35.975	139.5	23:26.689
13		1:51.555	42.380	38.588	30.587	206.8	25:24.572	13		1:49.545	40.785	38.549	30.211	216.2	25:16.234
14		1:50.877	41.658	38.675	30.544	208.0	27:15.449	14		1:49.137	40.912	38.332	29.893	212.3	27:05.371

88

Mignatelli Arnaud

211

Troten Arnaud

A

CCF

A

ROSSELS P

Lap	D	Time	Sector 1	Sector 2	Sector 3	T. Spd	Elapsed	Lap	D	Time	Sector 1	Sector 2	Sector 3	T. Spd	Elapsed
1		2:02.043	52.516	39.487	30.040	182.7	2:02.043	1		2:07.431	56.595	39.662	31.174	190.9	2:07.431
2		1:49.653	41.177	38.738	29.738	211.7	3:51.696	2		1:50.837	41.557	39.041	30.239	209.9	3:58.268
3		1:50.105	41.311	38.929	29.865	215.5	5:41.801	3		1:52.562	42.738	38.573	31.251	213.6	5:50.830
4		1:49.851	41.641	38.266	29.944	209.9	7:31.652	4		1:50.627	41.078	39.027	30.522	213.6	7:41.457
5		1:48.616	40.597	37.978	30.041	206.8	9:20.268	5		1:51.031	41.867	38.927	30.237	209.3	9:32.488
6		1:48.451	40.630	38.019	29.802	206.8	11:08.719	6		1:50.374	40.849	38.962	30.563	209.3	11:22.862
7		1:48.694	40.460	38.046	30.188	206.8	12:57.413	7		1:51.012	41.869	38.933	30.210	205.7	13:13.874
8		1:49.125	40.902	38.349	29.874	207.4	14:46.538	8		1:56.898	41.117	38.829	36.952	214.9	15:10.772
9		1:48.709	40.931	38.105	29.673	218.8	16:35.247	9		1:51.643	42.355	38.664	30.624	197.8	17:02.415
10		1:48.641	40.943	38.038	29.660	218.1	18:23.888	10		1:51.120	41.063	38.876	31.181	203.3	18:53.535
11		2:07.038	40.495	39.943	46.600	210.5	20:30.926	11		1:54.150	41.139	38.928	34.083	203.9	20:47.685
12		2:53.696	1:02.151	1:13.889	37.656	126.7	23:24.622	12		2:44.178	58.093	1:11.729	34.356	154.5	23:31.863
13		1:49.233	41.455	37.907	29.871	203.9	25:13.855	13		1:51.622	41.725	39.179	30.718	214.2	25:23.485
14		1:49.317	41.108	38.588	29.621	207.4	27:03.172	14		1:50.283	40.949	38.839	30.495	211.7	27:13.768

92

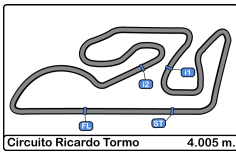
Loi Olivier

B

ST ELOI

Lap	D	Time	Sector 1	Sector 2	Sector 3	T. Spd	Elapsed
1		2:00.447	51.454	38.746	30.247	180.4	2:00.447
2		1:49.181	40.927	38.337	29.917	211.7	3:49.628
3		2:13.317 P	42.013	46.196	45.108	214.2	6:02.945





Circuit Ricardo Tormo

Caterham Cup 420R

Race - 2

Analysis by Lap



Num	Lap Time	Gap
Lap 1		
52	1:55.354	
19	1:55.637	00.283
1	1:56.091	00.737
35	1:56.796	01.442
24	1:56.804	01.450
18	1:56.810	01.456
20	1:56.985	01.631
29	1:57.156	01.802
9	1:57.376	02.022
2	1:57.859	02.505
60	1:58.331	02.977
23	1:58.477	03.123
59	1:58.900	03.546
12	1:59.135	03.781
40	1:59.618	04.264
11	1:59.997	04.643
92	2:00.447	05.093
44	2:00.890	05.536
69	2:01.315	05.961
30	2:01.401	06.047
75	2:01.770	06.416
88	2:02.043	06.689
41	2:02.379	07.025
74	2:02.654	07.300
16	2:03.160	07.806
8	2:03.472	08.118
3	2:03.525	08.171
98	2:04.089	08.735
25	2:04.625	09.271
68	2:04.954	09.600
63	2:05.051	09.697
38	2:05.475	10.121
26	2:05.985	10.631
32	2:06.480	11.126
76	2:07.057	11.703
211	2:07.431	12.077
Num	Lap Time	Gap
Lap 2		
19	1:48.819	
52	1:49.182	00.080
1	1:48.750	00.385
24	1:48.116	00.464
29	1:48.197	00.897
20	1:48.703	01.232
18	1:49.282	01.636
9	1:49.152	02.072
2	1:49.043	02.446
35	1:50.208	02.548
60	1:48.894	02.769
59	1:48.838	03.282
12	1:49.141	03.820
23	1:50.342	04.363
40	1:49.595	04.757
11	1:49.334	04.875
92	1:49.181	05.172
44	1:49.272	05.706

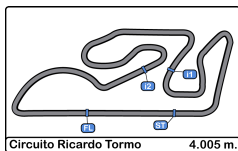
Num	Lap Time	Gap
30	1:48.948	05.893
69	1:49.672	06.531
75	1:49.681	06.995
88	1:49.653	07.240
41	1:49.935	07.858
74	1:50.487	08.685
16	1:50.229	08.933
3	1:50.018	09.087
98	1:50.526	10.159
25	1:50.271	10.440
8	1:52.168	11.184
68	1:50.775	11.273
63	1:52.007	12.602
38	1:51.729	12.748
26	1:51.563	13.092
32	1:51.688	13.712
211	1:50.837	13.812
76	1:51.952	14.553
Num	Lap Time	Gap
Lap 3		
52	1:47.823	
19	1:48.203	00.300
24	1:48.763	01.324
29	1:48.676	01.670
20	1:48.452	01.781
18	1:48.422	02.155
1	1:49.907	02.389
9	1:48.617	02.786
35	1:48.437	03.082
60	1:48.655	03.521
2	1:49.356	03.899
59	1:48.707	04.086
12	1:48.710	04.627
23	1:48.339	04.799
40	1:48.462	05.316
30	1:48.526	06.516
44	1:50.974	08.777
11	1:52.056	09.028
88	1:50.105	09.442
69	1:50.837	09.465
75	1:50.654	09.746
74	1:49.685	10.467
41	1:50.557	10.512
3	1:49.578	10.762
16	1:50.511	11.541
25	1:50.061	12.598
98	1:50.426	12.682
68	1:50.115	13.485
8	1:52.000	15.281
63	1:50.892	15.591
38	1:51.394	16.239
26	1:51.372	16.561
32	1:52.228	18.037
211	1:52.562	18.471
76	1:52.614	19.264
92	2:13.317	30.586

Num	Lap Time	Gap
Lap 4		
52	1:47.557	
19	1:47.683	00.426
18	1:47.911	02.509
1	1:48.683	03.515
20	1:49.328	03.552
9	1:48.508	03.737
35	1:48.581	04.106
60	1:48.552	04.516
59	1:48.101	04.630
2	1:48.598	04.940
23	1:49.067	06.309
12	1:49.922	06.992
30	1:48.546	07.505
40	1:50.432	08.191
44	1:49.549	10.769
88	1:49.851	11.736
11	1:50.795	12.266
69	1:50.416	12.324
75	1:50.776	12.965
41	1:50.518	13.473
74	1:50.989	13.899
3	1:50.796	14.001
16	1:50.785	14.769
25	1:50.289	15.330
98	1:50.310	15.435
68	1:50.675	16.603
63	1:50.366	18.400
8	1:51.349	19.073
38	1:50.958	19.640
26	1:51.830	20.834
32	1:50.412	20.892
211	1:50.627	21.541
76	1:50.336	22.043
24	2:12.764	26.531
29	2:25.401	39.514
Num	Lap Time	Gap
Lap 5		
52	1:47.658	
19	1:47.378	00.146
18	1:47.545	02.396
1	1:48.394	04.251
9	1:48.384	04.463
20	1:48.670	04.564
59	1:47.951	04.923
35	1:48.724	05.172
60	1:48.639	05.497
2	1:48.723	06.005
23	1:48.350	07.001
30	1:47.808	07.655
12	1:48.972	08.306
40	1:48.259	08.792
44	1:48.467	11.578
88	1:48.616	12.694
69	1:49.517	14.183
11	1:50.249	14.857
75	1:49.594	14.901

Num	Lap Time	Gap
41	1:49.367	15.182
3	1:49.456	15.799
74	1:49.889	16.130
16	1:49.794	16.905
98	1:49.427	17.204
25	1:50.227	17.899
68	1:50.513	19.458
63	1:49.646	20.388
8	1:50.826	22.241
38	1:50.687	22.669
32	1:50.219	23.453
26	1:51.062	24.238
211	1:51.031	24.914
76	1:51.157	25.542
24	1:47.966	26.839
Num	Lap Time	Gap
Lap 6		
19	1:47.752	
52	1:48.223	00.325
18	1:48.435	02.933
1	1:48.196	04.549
9	1:48.360	04.925
59	1:48.471	05.496
35	1:48.282	05.556
60	1:49.039	06.638
2	1:48.898	07.005
20	1:51.056	07.722
30	1:48.536	08.293
23	1:49.574	08.677
12	1:48.771	09.179
40	1:48.754	09.648
44	1:48.570	12.250
88	1:48.451	13.247
69	1:49.123	15.408
75	1:49.810	16.813
3	1:49.142	17.043
11	1:50.518	17.477
41	1:50.380	17.664
74	1:50.057	18.289
98	1:49.890	19.196
16	1:51.157	20.164
25	1:50.195	20.196
68	1:50.270	21.830
63	1:50.218	22.708
8	1:50.793	25.136
38	1:50.450	25.221
32	1:50.746	26.301
26	1:50.957	27.297
211	1:50.374	27.390
24	1:48.789	27.730
76	1:50.916	28.560
Num	Lap Time	Gap
Lap 7		
19	1:48.152	
52	1:48.050	00.223
18	1:47.828	02.609
1	1:47.527	03.924

Num	Lap Time	Gap
9	1:47.818	04.591
59	1:47.596	04.940
35	1:48.612	06.016
20	1:48.572	08.142
2	1:49.343	08.196
30	1:48.190	08.331
23	1:48.472	08.997
12	1:49.016	10.043
40	1:48.836	10.332
60	1:52.097	10.583
44	1:49.339	13.437
88	1:48.694	13.789
69	1:48.971	16.227
3	1:48.791	17.682
75	1:49.815	18.476
11	1:49.662	18.987
41	1:49.651	19.163
74	1:49.929	20.066
98	1:49.632	20.676
25	1:49.926	21.970
16	1:50.278	22.290
68	1:49.607	23.285
63	1:50.114	24.670
8	1:50.933	27.917
38	1:51.765	28.834
24	1:49.375	28.953
32	1:51.705	29.854
211	1:51.012	30.250
26	1:51.594	30.739
76	1:51.379	31.787
Num	Lap Time	Gap
Lap 8		
19	1:47.774	
52	1:47.699	00.148
18	1:47.686	02.521
1	1:47.436	03.586
9	1:47.782	04.599
59	1:47.616	04.782
35	1:47.774	06.016
2	1:48.353	08.775
20	1:48.619	08.987
23	1:48.205	09.428
60	1:48.917	11.726
12	1:49.498	11.767
40	1:49.494	12.052
30	1:53.943	14.500
44	1:49.308	14.971
88	1:49.125	15.140
69	1:48.565	17.018
3	1:48.159	18.067
75	1:48.886	19.588
11	1:49.460	20.673
41	1:49.409	20.798
74	1:50.602	22.894
98	1:50.017	22.919
25	1:49.802	23.998
16	1:50.158	24.674





Circuit Ricardo Tormo

Caterham Cup 420R

Race - 2

Analysis by Lap



Num	Lap Time	Gap
68	1:50.044	25.555
63	1:49.173	26.069
8	1:51.625	31.768
38	1:51.687	32.747
32	1:50.795	32.875
26	1:50.458	33.423
76	1:50.347	34.360
24	1:53.721	34.900
211	1:56.898	39.374

Num Lap Time Gap

Lap 9

19	1:48.733	
52	1:48.729	00.144
18	1:48.070	01.858
1	1:47.219	02.072
59	1:48.088	04.137
9	1:48.419	04.285
35	1:47.468	04.751
20	1:48.309	08.563
2	1:49.180	09.222
23	1:48.620	09.315
60	1:48.823	11.816
12	1:49.486	12.520
40	1:49.626	12.945
30	1:47.722	13.489
44	1:48.667	14.905
88	1:48.709	15.116
69	1:48.856	17.141
3	1:48.233	17.567
75	1:49.040	19.895
41	1:49.096	21.161
11	1:49.964	21.904
98	1:49.900	24.086
25	1:50.256	25.521
16	1:50.347	26.288
68	1:50.162	26.984
63	1:49.998	27.334
8	1:51.924	34.959
32	1:51.376	35.518
38	1:51.600	35.614
26	1:52.574	37.264
76	1:53.848	39.475
74	2:07.182	41.343
211	1:51.643	42.284
24	2:05.985	52.152

Num Lap Time Gap

Lap 10

19	1:47.784	
52	1:47.879	00.239
1	1:47.788	02.076
18	1:48.150	02.224
9	1:48.934	05.435
35	1:48.675	05.642
59	1:49.414	05.767
20	1:48.540	09.319
2	1:48.183	09.621
23	1:48.431	09.962

Num	Lap Time	Gap
60	1:48.272	12.304
30	1:48.337	14.042
12	1:49.559	14.295
40	1:49.336	14.497
44	1:48.367	15.488
88	1:48.641	15.973
3	1:48.357	18.140
69	1:48.970	18.327
75	1:49.460	21.571
41	1:49.443	22.820
11	1:49.315	23.435
98	1:49.776	26.078
25	1:50.084	27.821
16	1:49.633	28.137
63	1:49.356	28.906
68	1:50.163	29.363
8	1:50.844	38.019
38	1:50.912	38.742
32	1:51.303	39.037
211	1:51.120	45.620
76	1:55.402	47.093
24	1:48.733	53.101

Num Lap Time Gap

Lap 11

19	1:47.763	
52	1:57.421	09.897
18	2:00.194	14.655
1	2:02.332	16.645
9	1:59.696	17.368
35	2:00.010	17.889
59	2:03.954	21.958
20	2:00.644	22.200
2	2:03.661	25.519
23	2:07.211	29.410
60	2:06.011	30.552
30	2:05.640	31.919
12	2:06.934	33.466
44	2:06.334	34.059
40	2:07.939	34.673
88	2:07.038	35.248
3	2:05.500	35.877
69	2:06.614	37.178
75	2:04.364	38.172
41	2:04.044	39.101
11	2:03.982	39.654
98	2:03.005	41.320
16	2:06.651	47.025
63	2:06.894	48.037
68	2:07.022	48.622
8	1:58.728	48.984
32	1:58.087	49.361
25	2:10.069	50.127
38	2:00.465	51.444
211	1:54.150	52.007
76	1:54.927	54.257
24	1:49.218	54.556

Num Lap Time Gap

Lap 12

19	3:23.775	
52	3:14.229	00.351
18	3:09.777	00.657
1	3:07.916	00.786
9	3:07.498	01.091
35	3:07.183	01.297
59	3:03.368	01.551
20	3:03.410	01.835
2	3:00.214	01.958
23	2:56.933	02.568
60	2:56.203	02.980
30	2:54.980	03.124
12	2:53.953	03.644
44	2:53.452	03.736
88	2:53.696	05.169
3	2:53.113	05.215
69	2:52.099	05.502
75	2:51.299	05.696
41	2:50.795	06.121
11	2:51.077	06.956
98	2:49.691	07.236
16	2:45.477	08.727
63	2:44.682	08.944
68	2:45.359	10.206
8	2:45.266	10.475
32	2:45.972	11.558
38	2:44.165	11.834
211	2:44.178	12.410
76	2:43.082	13.564
24	2:43.141	13.922
40	3:04.478	15.376

Num Lap Time Gap

Lap 13

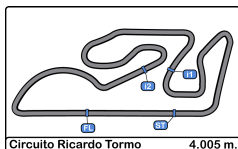
19	1:47.805	
52	1:47.935	00.481
18	1:48.512	01.364
1	1:48.389	01.370
35	1:49.454	02.946
59	1:49.319	03.065
20	1:49.481	03.511
2	1:49.755	03.908
23	1:49.685	04.448
60	1:49.548	04.723
9	1:51.829	05.115
30	1:49.890	05.209
12	1:49.823	05.662
44	1:49.965	05.896
3	1:48.608	06.018
88	1:49.233	06.597
69	1:49.736	07.433
75	1:49.941	07.832
41	1:50.106	08.422
98	1:49.545	08.976
11	1:50.337	09.488
63	1:50.468	11.607
16	1:51.127	12.049

Num Lap Time Gap

Lap 14

68	1:51.333	13.734
32	1:50.885	14.638
24	1:49.197	15.314
38	1:52.067	16.096
211	1:51.622	16.227
76	1:51.555	17.314
8	2:17.989	40.659
19	1:47.220	
52	1:47.099	00.360
18	1:48.015	02.159
1	1:48.048	02.198
35	1:48.531	04.257
59	1:48.667	04.512
20	1:48.261	04.552
2	1:48.458	05.146
23	1:48.238	05.466
60	1:48.838	06.341
9	1:48.701	06.596
30	1:49.014	07.003
12	1:49.657	08.099
3	1:49.320	08.118
44	1:49.915	08.591
88	1:49.317	08.694
69	1:49.064	09.277
75	1:49.111	09.723
41	1:48.909	10.111
98	1:49.137	10.893
11	1:50.338	12.606
63	1:49.718	14.105
16	1:49.363	14.192
24	1:48.502	16.596
68	1:50.545	17.059
32	1:51.330	18.748
211	1:50.283	19.290
38	1:50.767	19.643
76	1:50.877	20.971





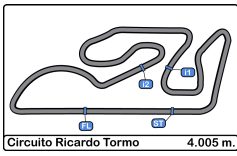
Circuit Ricardo Tormo
Caterham Cup 420R
Race - 2



Best Sectors Results

Sector - 1			Sector - 2			Sector - 3			Ideal Lap vs Best Lap						
Clas	Nº	Driver	Time	Nº	Driver	Time	Nº	Driver	Time	Clas	Nº	Driver	Ideal Lap	Best Lap	Clas
1	19	Azar Jeremy	39.962	19	Azar Jeremy	37.485	1	Jaubert Mathys	29.183	1	19	Azar Jeremy	1:46.919	1:47.220	3
2	52	Leguem David	39.976	52	Leguem David	37.511	20	Chahinian Franck	29.345	2	1	Jaubert Mathys	1:46.980	1:47.219	2
3	59	Clay Tristan	40.057	18	Dallois Jean-Michel	37.618	59	Clay Tristan	29.466	3	52	Leguem David	1:47.012	1:47.099	1
4	9	Bizet Henri	40.088	1	Jaubert Mathys	37.645	19	Azar Jeremy	29.472	4	59	Clay Tristan	1:47.187	1:47.596	6
5	30	Gachnang Gary	40.090	59	Clay Tristan	37.664	35	Gassin Bastien	29.476	5	18	Dallois Jean-Michel	1:47.270	1:47.545	5
6	1	Jaubert Mathys	40.152	60	Chatelain Francis	37.741	18	Dallois Jean-Michel	29.477	6	20	Chahinian Franck	1:47.350	1:48.261	15
7	18	Dallois Jean-Michel	40.175	35	Gassin Bastien	37.758	24	Noregral Bruno	29.496	7	9	Bizet Henri	1:47.399	1:47.782	8
8	35	Gassin Bastien	40.185	23	Wehrlen Pascal	37.765	9	Bizet Henri	29.523	8	35	Gassin Bastien	1:47.419	1:47.468	4
9	20	Chahinian Franck	40.227	24	Noregral Bruno	37.770	52	Leguem David	29.525	9	30	Gachnang Gary	1:47.473	1:47.722	7
10	24	Noregral Bruno	40.237	20	Chahinian Franck	37.778	3	Dallois Pierre-Emmanuel	29.554	10	24	Noregral Bruno	1:47.503	1:47.966	9
11	2	Pretin Antoine	40.301	30	Gachnang Gary	37.784	30	Gachnang Gary	29.599	11	2	Pretin Antoine	1:47.743	1:48.183	11
12	23	Wehrlen Pascal	40.320	9	Bizet Henri	37.788	2	Pretin Antoine	29.618	12	23	Wehrlen Pascal	1:47.752	1:48.205	13
13	40	Labescat Franck	40.349	2	Pretin Antoine	37.824	88	Mignatelli Arnaud	29.621	13	60	Chatelain Francis	1:47.904	1:48.272	16
14	12	Griffon Arnaud	40.404	29	Moussier Eric	37.845	60	Chatelain Francis	29.623	14	88	Mignatelli Arnaud	1:47.988	1:48.451	18
15	3	Dallois Pierre-Emmanuel	40.452	44	Girardot Alain	37.875	23	Wehrlen Pascal	29.667	15	3	Dallois Pierre-Emmanuel	1:47.999	1:48.159	10
16	88	Mignatelli Arnaud	40.460	88	Mignatelli Arnaud	37.907	29	Moussier Eric	29.702	16	40	Labescat Franck	1:48.143	1:48.259	14
17	69	Quetaud Philippe	40.503	3	Dallois Pierre-Emmanuel	37.993	75	Pinto Alexandre	29.706	17	29	Moussier Eric	1:48.164	1:48.197	12
18	60	Chatelain Francis	40.540	40	Labescat Franck	38.036	44	Girardot Alain	29.725	18	12	Griffon Arnaud	1:48.181	1:48.710	20
19	41	Meignan Pascal	40.563	12	Griffon Arnaud	38.047	12	Griffon Arnaud	29.730	19	44	Girardot Alain	1:48.245	1:48.367	17
20	29	Moussier Eric	40.617	69	Quetaud Philippe	38.115	40	Labescat Franck	29.758	20	69	Quetaud Philippe	1:48.386	1:48.565	19
21	98	Guerin Olivier	40.633	25	Massoutre Olivier	38.196	69	Quetaud Philippe	29.768	21	75	Pinto Alexandre	1:48.687	1:48.886	21
22	44	Girardot Alain	40.645	68	Antoni Christophe	38.223	63	Allaire Frédéric	29.778	22	41	Meignan Pascal	1:48.701	1:48.909	22
23	75	Pinto Alexandre	40.689	8	Senard Patrick	38.261	41	Meignan Pascal	29.806	23	98	Guerin Olivier	1:48.754	1:49.137	23
24	11	Schmied Remy	40.692	63	Allaire Frédéric	38.276	98	Guerin Olivier	29.829	24	68	Antoni Christophe	1:48.881	1:49.607	28
25	68	Antoni Christophe	40.728	11	Schmied Remy	38.280	74	Gossiaux Jean-Philippe	29.861	25	11	Schmied Remy	1:48.975	1:49.315	26
26	16	Huot Harold	40.781	98	Guerin Olivier	38.292	92	Loi Olivier	29.917	26	63	Allaire Frédéric	1:49.027	1:49.173	24
27	21	Trotin Arnaud	40.849	75	Pinto Alexandre	38.292	68	Antoni Christophe	29.930	27	92	Loi Olivier	1:49.181	1:49.181	25
28	92	Loi Olivier	40.927	41	Meignan Pascal	38.332	11	Schmied Remy	30.003	28	25	Massoutre Olivier	1:49.268	1:49.802	30
29	63	Allaire Frédéric	40.973	92	Loi Olivier	38.337	26	Delaisse François Clement	30.022	29	16	Huot Harold	1:49.276	1:49.363	27
30	32	Mignatelli Jean-Pierre	40.994	16	Huot Harold	38.384	25	Massoutre Olivier	30.045	30	74	Gossiaux Jean-Philippe	1:49.292	1:49.685	29
31	76	Gossiaux Philippe	41.025	74	Gossiaux Jean-Philippe	38.394	16	Huot Harold	30.111	31	211	Trotin Arnaud	1:49.632	1:50.283	32
32	25	Massoutre Olivier	41.027	38	Boueix Claude	38.488	8	Senard Patrick	30.124	32	8	Senard Patrick	1:49.742	1:50.793	36
33	74	Gossiaux Jean-Philippe	41.037	32	Mignatelli Jean-Pierre	38.560	211	Trotin Arnaud	30.210	33	32	Mignatelli Jean-Pierre	1:49.773	1:50.219	31
34	26	Delaisse François Clement	41.207	211	Trotin Arnaud	38.573	32	Mignatelli Jean-Pierre	30.219	34	76	Gossiaux Philippe	1:49.872	1:50.336	33
35	8	Senard Patrick	41.357	76	Gossiaux Philippe	38.588	76	Gossiaux Philippe	30.259	35	26	Delaisse François Clement	1:50.018	1:50.458	35
36	38	Boueix Claude	41.366	26	Delaisse François Clement	38.789	38	Boueix Claude	30.281	36	38	Boueix Claude	1:50.135	1:50.450	34

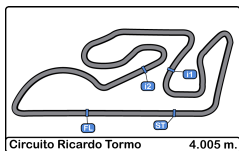




Circuit Ricardo Tormo
Caterham Cup 420R
Race - 2
Leader Sequence



N°	Driver	Nat	Team	Nat	Vehicle	Cat	Clas	Start Lap	End Lap	Laps	Total Laps
52	Leguem David		ST ELOI			A		1	1	1	1
19	Azar Jeremy		ROSSELSP			A		2	2	1	1
52	Leguem David		ST ELOI			A		3	5	3	4
19	Azar Jeremy		ROSSELSP			A		6	14	9	10



Circuit Ricardo Tormo
Caterham Cup 420R
Race - 2
Best 5 Lap Times



Circuito Ricardo Tormo 4.005 m

Cls	N°	Driver	Nat	Team	Nat	Vehicle	Cat	Cls	Best 1		Best 2		Best 3		Best 4		Best 5	
									Time	Lap	Time	Lap	Time	Lap	Time	Lap	Time	Lap
1	52	Leguem David	FRA	ST ELOI	FRA		A	1	1:47.099	14	1:47.557	4	1:47.658	5	1:47.699	8	1:47.823	3
2	1	Jaubert Mathys	FRA	PALM	FRA		A	2	1:47.219	9	1:47.436	8	1:47.527	7	1:47.788	10	1:48.048	14
3	19	Azar Jeremy	SEN	ROSSELSP	FRA		A	3	1:47.220	14	1:47.378	5	1:47.683	4	1:47.752	6	1:47.763	11
4	35	Gassin Bastien	FRA	ST ELOI	FRA		A	4	1:47.468	9	1:47.774	8	1:48.282	6	1:48.437	3	1:48.531	14
5	18	Dallois Jean-Michel	FRA	IND	FRA		A	5	1:47.545	5	1:47.686	8	1:47.828	7	1:47.911	4	1:48.015	14
6	59	Clay Tristan	CHE	CCF	FRA		A	6	1:47.596	7	1:47.616	8	1:47.951	5	1:48.088	9	1:48.101	4
7	30	Gachnang Gary	FRA	PALM	FRA		A	7	1:47.722	9	1:47.808	5	1:48.190	7	1:48.337	10	1:48.526	3
8	9	Bizet Henri	FRA	PALM	FRA		A	8	1:47.782	8	1:47.818	7	1:48.360	6	1:48.384	5	1:48.419	9
9	24	Noregral Bruno	FRA	PALM	FRA		A	9	1:47.966	5	1:48.116	2	1:48.502	14	1:48.733	10	1:48.763	3
10	3	Dallois Pierre-Emmanuel	FRA	IND	FRA		A	10	1:48.159	8	1:48.233	9	1:48.357	10	1:48.608	13	1:48.791	7
11	2	Pretin Antoine	FRA	CCF	FRA		A	11	1:48.183	10	1:48.353	8	1:48.458	14	1:48.598	4	1:48.723	5
12	29	Moussier Eric	FRA	CCF	FRA		A	12	1:48.197	2	1:48.676	3	1:57.156	1	2:25.401	4		
13	23	Wehrle Pascal	FRA	PALM	FRA		B	1	1:48.205	8	1:48.238	14	1:48.339	3	1:48.350	5	1:48.431	10
14	40	Labescat Franck	FRA	CCF	FRA		A	13	1:48.259	5	1:48.462	3	1:48.754	6	1:48.836	7	1:49.336	10
15	20	Chahinian Franck	FRA	CCF	FRA		A	14	1:48.261	14	1:48.309	9	1:48.452	3	1:48.540	10	1:48.572	7
16	60	Chatelain Francis	FRA	PALM	FRA		B	2	1:48.272	10	1:48.552	4	1:48.639	5	1:48.655	3	1:48.823	9
17	44	Girardot Alain	FRA	CCF	FRA		B	3	1:48.367	10	1:48.467	5	1:48.570	6	1:48.667	9	1:49.272	2
18	88	Mignatelli Arnaud	FRA	CCF	FRA		A	15	1:48.451	6	1:48.616	5	1:48.641	10	1:48.694	7	1:48.709	9
19	69	Quetaud Philippe	FRA	CCF	FRA		A	16	1:48.565	8	1:48.856	9	1:48.970	10	1:48.971	7	1:49.064	14
20	12	Griffon Arnaud	FRA	CCF	FRA		A	17	1:48.710	3	1:48.771	6	1:48.972	5	1:49.016	7	1:49.141	2
21	75	Pinto Alexandre	FRA	ST ELOI	FRA		A	18	1:48.886	8	1:49.040	9	1:49.111	14	1:49.460	10	1:49.594	5
22	41	Meignan Pascal	FRA	ST ELOI	FRA		B	4	1:48.909	14	1:49.096	9	1:49.367	5	1:49.409	8	1:49.443	10
23	98	Guerin Olivier	FRA	CCF	FRA		A	19	1:49.137	14	1:49.427	5	1:49.545	13	1:49.632	7	1:49.776	10
24	63	Allaire Frédéric	FRA	ST ELOI	FRA		A	20	1:49.173	8	1:49.356	10	1:49.646	5	1:49.718	14	1:49.998	9
25	92	Loi Olivier	FRA	ST ELOI	FRA		B	5	1:49.181	2	2:00.447	1	2:13.317	3				
26	11	Schmied Remy	FRA	IND	FRA		A	21	1:49.315	10	1:49.334	2	1:49.460	8	1:49.662	7	1:49.964	9
27	16	Huot Harold	FRA	ROSSELSP	FRA		A	22	1:49.363	14	1:49.633	10	1:49.794	5	1:50.158	8	1:50.229	2
28	68	Antoni Christophe	FRA	IND	FRA		A	23	1:49.607	7	1:50.044	8	1:50.115	3	1:50.162	9	1:50.163	10
29	74	Gossiaux Jean-Philippe	FRA	ST ELOI	FRA		A	24	1:49.685	3	1:49.889	5	1:49.929	7	1:50.057	6	1:50.487	2
30	25	Massoutre Olivier	FRA	CCF	FRA		B	6	1:49.802	8	1:49.926	7	1:50.061	3	1:50.084	10	1:50.195	6
31	32	Mignatelli Jean-Pierre	FRA	CCF	FRA		B	7	1:50.219	5	1:50.412	4	1:50.746	6	1:50.795	8	1:50.885	13
32	211	Trotin Arnaud	FRA	ROSSELSP	FRA		A	25	1:50.283	14	1:50.374	6	1:50.627	4	1:50.837	2	1:51.012	7
33	76	Gossiaux Philippe	FRA	ST ELOI	FRA		B	8	1:50.336	4	1:50.347	8	1:50.877	14	1:50.916	6	1:51.157	5
34	38	Boueix Claude	FRA	DOG RACING	FRA		B	9	1:50.450	6	1:50.687	5	1:50.767	14	1:50.912	10	1:50.958	4
35	26	Delaisse François Clement	FRA	CCF	FRA		A	26	1:50.458	8	1:50.957	6	1:51.062	5	1:51.372	3	1:51.563	2
36	8	Senard Patrick	FRA	CCF	FRA		B	10	1:50.793	6	1:50.826	5	1:50.844	10	1:50.933	7	1:51.349	4

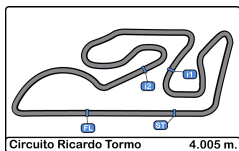


YOKOHAMA

MOTUL

GT2i

Depance!



Circuit Ricardo Tormo
Caterham Cup 420R
Race - 2
Best 5 Top Speeds



Circuito Ricardo Tormo 4.005 m

Cls	N°	Driver	Nat	Team	Nat	Vehicle	Cat	Cls	Top 1		Top 2		Top 3		Top 4		Top 5		Avg
									Km/h	Lap	Km/h	Lap	Km/h	Lap	Km/h	Lap	Km/h	Lap	
1	3	Dallois Pierre-Emmanuel	FRA	IND	FRA		A	1	220.8	3	220.8	14	217.5	4	216.2	5	214.2	7	217.9
2	44	Girardot Alain	FRA	CCF	FRA		B	1	220.1	14	212.3	3	212.3	9	211.1	2	209.9	11	213.2
3	29	Moussier Eric	FRA	CCF	FRA		A	2	218.8	2	211.7	4	211.1	3	169.0	1			202.6
4	88	Mignatelli Arnaud	FRA	CCF	FRA		A	3	218.8	9	218.1	10	215.5	3	211.7	2	210.5	11	214.9
5	9	Bizet Henri	FRA	PALM	FRA		A	4	218.1	2	216.8	5	216.2	14	214.9	4	214.9	6	216.2
6	20	Chahinian Franck	FRA	CCF	FRA		A	5	218.1	6	214.9	4	214.9	9	214.2	2	213.0	3	215.0
7	41	Meignan Pascal	FRA	ST ELOI	FRA		B	2	218.1	7	217.5	6	216.2	8	216.2	13	214.9	2	216.6
8	59	Clay Tristan	CHE	CCF	FRA		A	6	218.1	5	218.1	11	215.5	4	214.9	9	212.3	14	215.8
9	23	Wehrten Pascal	FRA	PALM	FRA		B	3	217.5	4	213.6	11	212.3	7	212.3	14	211.1	9	213.4
10	1	Jaubert Mathys	FRA	PALM	FRA		A	7	216.8	4	216.2	10	215.5	3	209.3	2	209.3	9	213.4
11	24	Noregral Bruno	FRA	PALM	FRA		A	8	216.8	13	214.9	7	213.0	14	211.7	3	211.1	8	213.5
12	30	Gachnang Gary	FRA	PALM	FRA		A	9	216.8	3	214.2	2	213.6	14	211.1	8	211.1	10	213.4
13	60	Chatelain Francis	FRA	PALM	FRA		B	4	216.8	14	215.5	8	214.9	3	213.6	5	213.0	2	214.8
14	75	Pinto Alexandre	FRA	ST ELOI	FRA		A	10	216.8	13	214.9	4	214.2	2	214.2	14	213.0	3	214.6
15	11	Schmied Remy	FRA	IND	FRA		A	11	216.2	3	213.0	4	211.1	2	210.5	5	209.9	14	212.1
16	25	Massoutre Olivier	FRA	CCF	FRA		B	5	216.2	3	211.1	2	210.5	4	210.5	5	209.9	6	211.6
17	98	Guerin Olivier	FRA	CCF	FRA		A	12	216.2	13	214.9	6	212.3	14	211.7	2	211.7	4	213.4
18	12	Griffon Arnaud	FRA	CCF	FRA		A	13	215.5	11	214.2	2	213.6	14	213.0	7	209.9	4	213.2
19	40	Labescat Franck	FRA	CCF	FRA		A	14	215.5	11	214.2	8	212.3	2	212.3	3	211.7	10	213.2
20	26	Delaisse François Clement	FRA	CCF	FRA		A	15	214.9	4	212.3	2	211.7	8	210.5	9	208.6	6	211.6
21	35	Gassin Bastien	FRA	ST ELOI	FRA		A	16	214.9	3	214.2	6	214.2	11	212.3	4	211.1	5	213.4
22	63	Allaire Frédéric	FRA	ST ELOI	FRA		A	17	214.9	2	214.2	13	213.0	4	212.3	10	211.7	9	213.2
23	211	Trotin Arnaud	FRA	ROSSELSP	FRA		A	18	214.9	8	214.2	13	213.6	3	213.6	4	211.7	14	213.6
24	2	Pretin Antoine	FRA	CCF	FRA		A	19	214.2	5	214.2	14	213.0	3	213.0	4	213.0	7	213.5
25	8	Senard Patrick	FRA	CCF	FRA		B	6	214.2	13	213.6	2	209.3	3	209.3	5	206.3	6	210.5
26	69	Quetaud Philippe	FRA	CCF	FRA		A	20	214.2	2	210.5	13	209.9	3	209.9	14	207.4	5	210.4
27	92	Loi Olivier	FRA	ST ELOI	FRA		B	7	214.2	3	211.7	2	180.4	1					202.1
28	16	Huot Harold	FRA	ROSSELSP	FRA		A	21	213.6	11	213.0	3	210.5	14	209.3	2	209.3	8	211.1
29	74	Gossiaux Jean-Philippe	FRA	ST ELOI	FRA		A	22	213.6	2	213.6	6	209.3	5	208.6	4	208.0	3	210.6
30	68	Antoni Christophe	FRA	IND	FRA		A	23	213.0	2	213.0	11	209.9	3	209.3	7	209.3	9	210.9
31	18	Dallois Jean-Michel	FRA	IND	FRA		A	24	212.3	4	212.3	11	211.7	3	207.4	10	207.4	14	210.3
32	32	Mignatelli Jean-Pierre	FRA	CCF	FRA		B	8	211.7	2	211.7	11	208.6	6	208.6	9	208.0	8	209.8
33	38	Boueix Claude	FRA	DOG RACING	FRA		B	9	210.5	13	209.9	2	207.4	5	207.4	10	206.8	14	208.4
34	76	Gossiaux Philippe	FRA	ST ELOI	FRA		B	10	210.5	2	209.9	5	208.6	3	208.6	6	208.0	4	209.1
35	19	Azar Jeremy	SEN	ROSSELSP	FRA		A	25	209.3	2	209.3	4	208.6	5	208.6	6	206.3	11	208.4
36	52	Leguem David	FRA	ST ELOI	FRA		A	26	208.6	9	206.8	7	205.7	14	204.5	3	202.8	6	205.7

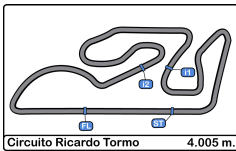


YOKOHAMA

MOTUL

GT2i

DepanceL

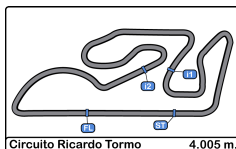


Circuit Ricardo Tormo
Caterham Cup 420R
Race - 2



Fastest Laps Sequence

Lap	Time of Day	Session Time	N°	Driver	Nat	Team	Nat	Vehicle	Cat	Time	Km/h
2	12:14:59.313	3:44.313	19	Azar Jeremy		ROSSELSP			A	1:48.819	132.4
2	12:14:59.698	3:44.698	1	Jaubert Mathys		PALM			A	1:48.750	132.5
2	12:14:59.777	3:44.777	24	Noregral Bruno		PALM			A	1:48.116	133.3
3	12:16:47.216	5:32.216	52	Leguem David		ST ELOI			A	1:47.823	133.7
4	12:18:34.773	7:19.773	52	Leguem David		ST ELOI			A	1:47.557	134.0
5	12:20:22.577	9:07.577	19	Azar Jeremy		ROSSELSP			A	1:47.378	134.2
9	12:27:37.060	16:22.060	1	Jaubert Mathys		PALM			A	1:47.219	134.4
14	12:38:09.695	26:54.695	52	Leguem David		ST ELOI			A	1:47.099	134.6



Circuit Ricardo Tormo

Caterham Cup 420R

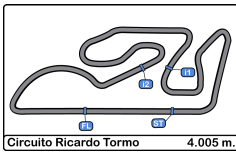
Race - 2

Event Best Maximum Speed



N°	Driver	Nat	Team	Nat	Vehicle	Cat	Clas	Km/h	Session
23	Wehrlen Pascal		PALM			B	1	225.7	Free Practice - 1
3	Dallois Pierre-Emmanuel		IND			A	1	220.8	Race - 2
44	Girardot Alain		CCF			B	2	220.1	Race - 2
18	Dallois Jean-Michel		IND			A	2	219.5	Race - 1
75	Pinto Alexandre		ST ELOI			A	3	218.8	Race - 1
41	Meignan Pascal		ST ELOI			B	3	218.8	Race - 1
29	Moussier Eric		CCF			A	4	218.8	Race - 2
88	Mignatelli Arnaud		CCF			A	5	218.8	Race - 2
19	Azar Jeremy		ROSSELSP			A	6	218.1	Free Practice - 1
98	Guerin Olivier		CCF			A	7	218.1	Race - 1
9	Bizet Henri		PALM			A	8	218.1	Race - 2
20	Chahinian Franck		CCF			A	9	218.1	Race - 2
59	Clay Tristan		CCF			A	10	218.1	Race - 2
1	Jaubert Mathys		PALM			A	11	217.5	Qualifying - 1
60	Chatelain Francis		PALM			B	4	217.5	Race - 1
25	Massoutre Olivier		CCF			B	5	217.5	Race - 1
63	Allaire Frédéric		ST ELOI			A	12	216.8	Free Practice - 1
40	Labescat Franck		CCF			A	13	216.8	Free Practice - 1
30	Gachnang Gary		PALM			A	14	216.8	Qualifying - 2
24	Noregral Bruno		PALM			A	15	216.8	Race - 2
52	Leguem David		ST ELOI			A	16	216.2	Free Practice - 2
92	Loi Olivier		ST ELOI			B	6	216.2	Qualifying - 2
12	Griffon Arnaud		CCF			A	17	216.2	Race - 1
11	Schmied Remy		IND			A	18	216.2	Race - 2
74	Gossiaux Jean-Philippe		ST ELOI			A	19	215.5	Race - 1
16	Huot Harold		ROSSELSP			A	20	215.5	Race - 1
2	Pretin Antoine		CCF			A	21	214.9	Free Practice - 1
35	Gassin Bastien		ST ELOI			A	22	214.9	Race - 2
26	Delaisse François Clement		CCF			A	23	214.9	Race - 2
211	Troten Arnaud		ROSSELSP			A	24	214.9	Race - 2
68	Antoni Christophe		IND			A	25	214.2	Qualifying - 2
38	Boueix Claude		DOG RACING			B	7	214.2	Race - 1
69	Quetaud Philippe		CCF			A	26	214.2	Race - 2
8	Senard Patrick		CCF			B	8	214.2	Race - 2
15	Cordel Hervé		CCF			B	9	213.6	Race - 1
32	Mignatelli Jean-Pierre		CCF			B	10	213.6	Race - 1
76	Gossiaux Philippe		ST ELOI			B	11	210.5	Free Practice - 2





Circuit Ricardo Tormo

Caterham Cup 420R

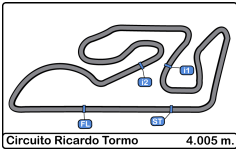
Race - 2

Lap Chart



LAP

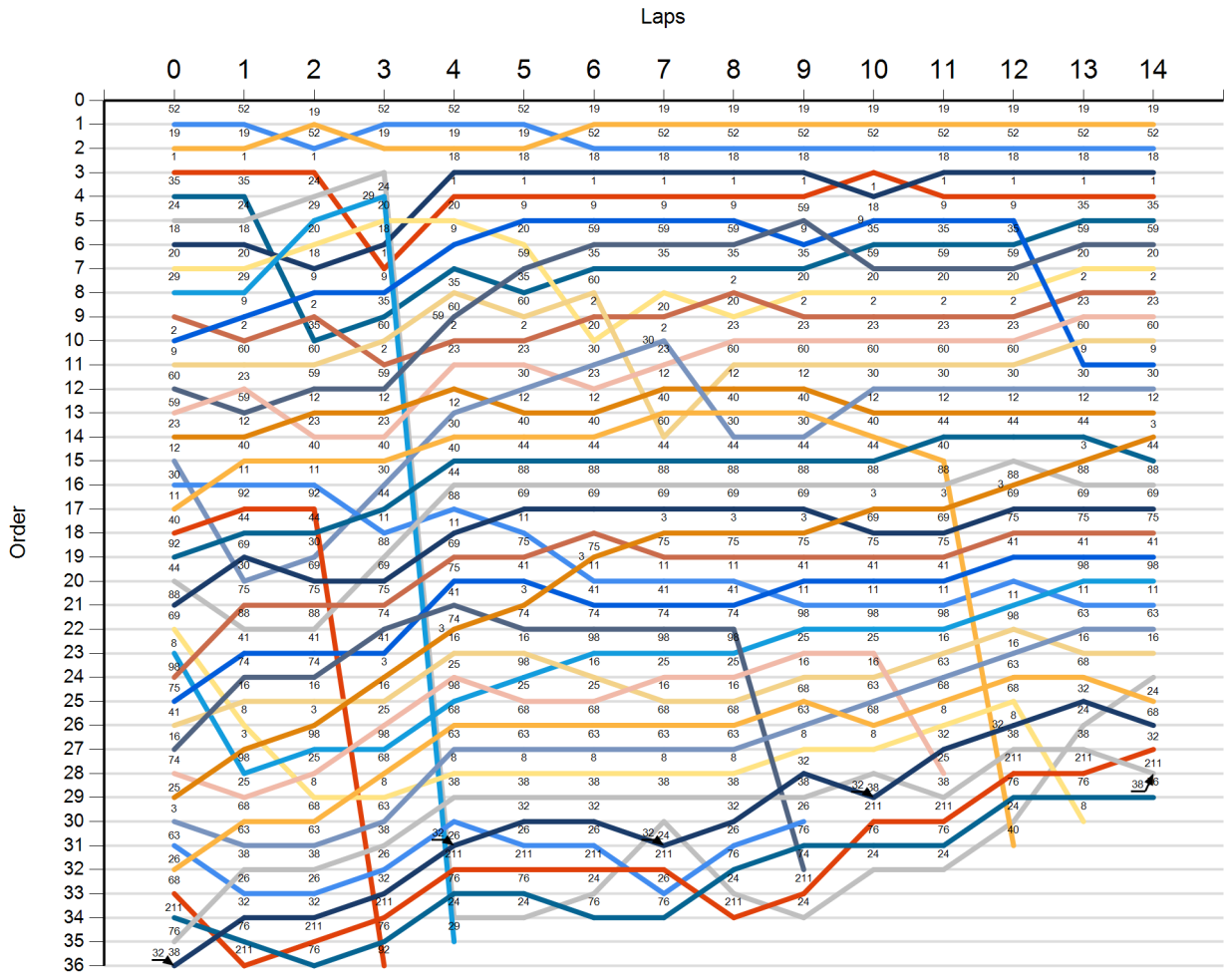
Nr	Pos	Grid	1	2	3	4	5	6	7	8	9	10	11	12	13	14
52	1	52	52	19	52	52	52	19	19	19	19	19	19	19	19	19
19	2	19	19	52	19	19	19	52	52	52	52	52	52	52	52	52
1	3	1	1	1	24	18	18	18	18	18	18	1	18	18	18	18
35	4	35	35	24	29	1	1	1	1	1	1	18	1	1	1	1
24	5	24	24	29	20	20	9	9	9	9	59	9	9	9	35	35
18	6	18	18	20	18	9	20	59	59	59	9	35	35	35	59	59
20	7	20	20	18	1	35	59	35	35	35	35	59	59	59	20	20
29	8	29	29	9	9	60	35	60	20	2	20	20	20	20	2	2
2	9	2	9	2	35	59	60	2	2	20	2	2	2	2	23	23
9	10	9	2	35	60	2	2	20	30	23	23	23	23	23	60	60
60	11	60	60	60	2	23	23	30	23	60	60	60	60	60	9	9
59	12	59	23	59	59	12	30	23	12	12	12	30	30	30	30	30
23	13	23	59	12	12	30	12	12	40	40	40	12	12	12	12	12
12	14	12	12	23	23	40	40	40	60	30	30	40	44	44	44	3
30	15	30	40	40	40	44	44	44	44	44	44	44	40	88	3	44
11	16	11	11	11	30	88	88	88	88	88	88	88	88	3	88	88
40	17	40	92	92	44	11	69	69	69	69	69	3	3	69	69	69
92	18	92	44	44	11	69	11	75	3	3	3	69	69	75	75	75
44	19	44	69	30	88	75	75	3	75	75	75	75	75	41	41	41
88	20	88	30	69	69	41	41	11	11	11	41	41	41	11	98	98
69	21	69	75	75	75	74	3	41	41	41	11	11	11	98	11	11
8	22	8	88	88	74	3	74	74	74	74	98	98	98	16	63	63
98	23	98	41	41	41	16	16	98	98	98	25	25	16	63	16	16
75	24	75	74	74	3	25	98	16	25	25	16	16	63	68	68	24
41	25	41	16	16	16	98	25	25	16	16	68	63	68	8	32	68
16	26	16	8	3	25	68	68	68	68	68	63	68	8	32	24	32
74	27	74	3	98	98	63	63	63	63	63	8	8	32	38	38	211
25	28	25	98	25	68	8	8	8	8	8	32	38	25	211	211	38
3	29	3	25	8	8	38	38	38	38	38	38	32	38	76	76	76
63	30	63	68	68	63	26	32	32	24	32	26	211	211	24	8	
26	31	26	63	63	38	32	26	26	32	26	76	76	76	40		
68	32	68	38	38	26	211	211	211	211	76	74	24	24			
211	33	211	26	26	32	76	76	24	26	24	211					
76	34	76	32	32	211	24	24	76	76	211	24					
38	35	38	76	211	76	29										
32	36	32	211	76	92											

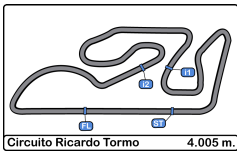


Circuit Ricardo Tormo
Caterham Cup 420R
Race - 2
Graphic Lap Chart





- 52
- 19
- 1
- 35
- 24
- 18
- 20
- 29
- 2
- 9
- 60
- 59
- 23
- 12
- 30
- 11
- 40
- 92
- 44
- 88
- 69
- 8
- 98
- 75
- 41
- 16
- 74
- 25
- 3
- 63
- 26
- 68
- 211
- 76
- 38
- 32

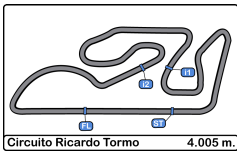




Circuit Ricardo Tormo
Caterham Cup 420R
Race - 2
Pit Stop Analysis



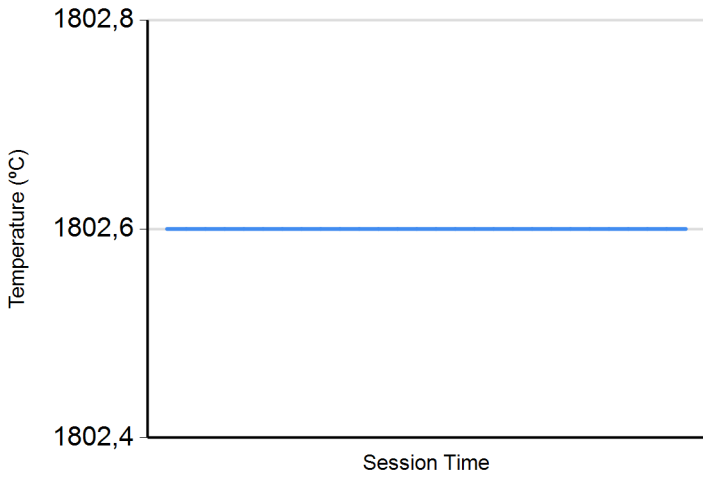
N°	In Day Time	Driver	Nat	Team	Nat	Vehicle	Cat	In Time	Stop N°	Pit Time	Handicap	Penalty
24	12:26:18.724	Noregral Bruno	 FRA	PALM	 FRA		A	15:03.867	1	21.666		



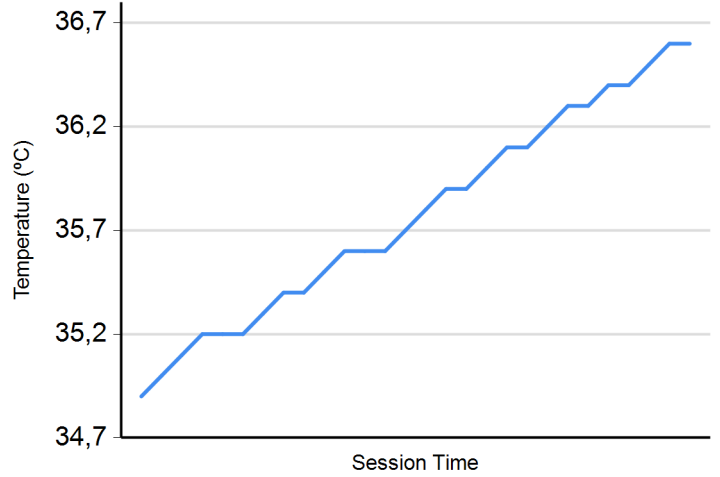
Circuit Ricardo Tormo
Caterham Cup 420R
Race - 2
Weather Report



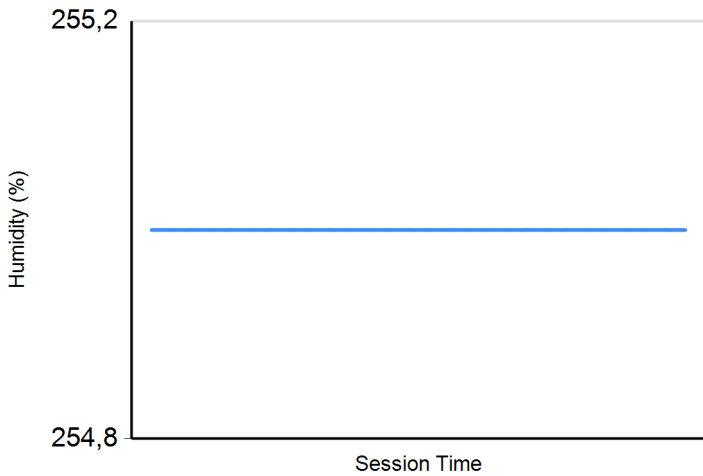
Air Temperature



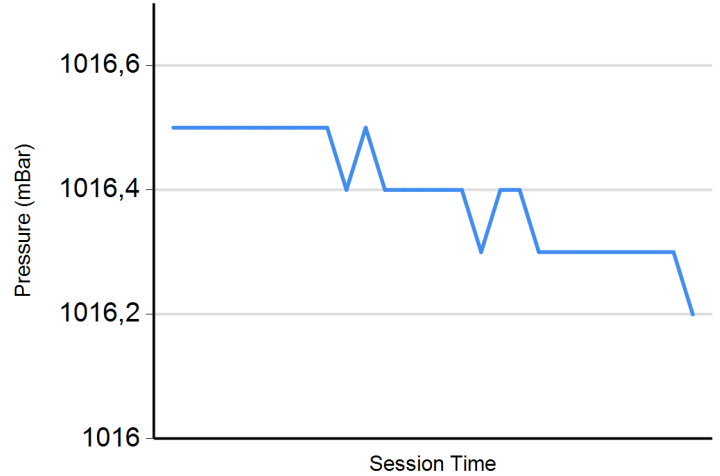
Track Temperature



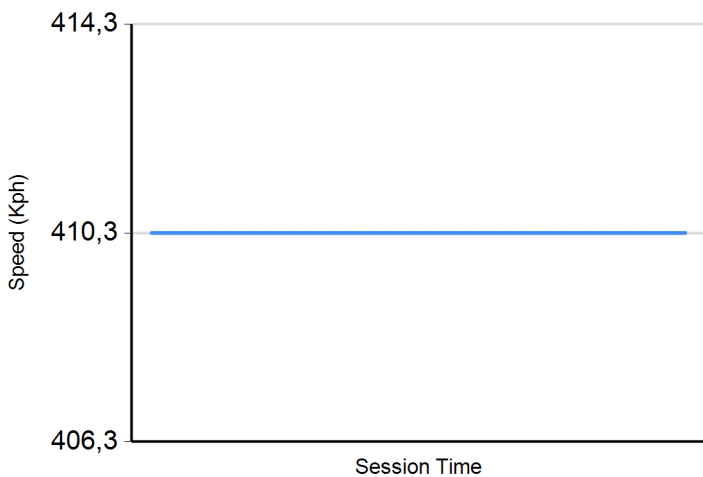
Humidity



Pressure



Wind Speed



Wind direction

North = 0°/360° Est = 90° South = 180° West = 270°

