



Autodromo Nazionale Monza
Caterham Cup 420R
Race - 2
Provisional Results



Cls	N°	Driver	Nat	Team	Nat	Vehicle	Cat	Cls	Laps	Total Time	Gap	Interval	Km/h	Best	Time	Km/h
1	1	Mathys Jaubert	FRA	PALM	FRA	CATERHAM 420	A	1	11	53:10.823			71.8	3	2:07.065	164.1
2	19	Jeremy Azar	FRA	ROSSELSP	FRA	CATERHAM 420	A	2	11	53:11.786	0.963	0.963	71.8	7	2:07.209	163.9
3	24	Bruno Noregral	FRA	PALM	FRA	CATERHAM 420	A	3	11	53:11.947	1.124	0.161	71.8	3	2:07.104	164.0
4	30	Gary Gachnang	FRA	PALM	FRA	CATERHAM 420	A	4	11	53:12.033	1.210	0.086	71.8	3	2:06.911	164.3
5	9	Henri Bizet	FRA	PALM	FRA	CATERHAM 420	A	5	11	53:12.336	1.513	0.303	71.8	2	2:07.326	163.7
6	59	Tristan Clay	FRA	CCF	FRA	CATERHAM 420	A	6	11	53:12.395	1.572	0.059	71.8	3	2:06.815	164.4
7	23	Pascal Wehrlen	FRA	PALM	FRA	CATERHAM 420	B	1	11	53:13.033	2.210	0.638	71.8	3	2:06.963	164.2
8	35	Bastien Gassin	FRA	ST ELOI	FRA	CATERHAM 420	A	7	11	53:13.212	2.389	0.179	71.8	3	2:07.017	164.1
9	18	Jean-Michel Dallois	FRA	IND	FRA	CATERHAM 420	A	8	11	53:13.775	2.952	0.563	71.8	3	2:06.564	164.7
10	46	Olivier Forzano	FRA	PALM	FRA	CATERHAM 420	A	9	11	53:14.656	3.833	0.881	71.8	3	2:07.124	164.0
11	71	Laurent Bouterin	FRA	IND	FRA	CATERHAM 420	A	10	11	53:14.841	4.018	0.185	71.8	3	2:07.656	163.3
12	77	Arnaud Mignatelli	FRA	CCF	FRA	CATERHAM 420	A	11	11	53:14.938	4.115	0.097	71.8	3	2:07.951	162.9
13	60	Francis Chatelain	FRA	PALM	FRA	CATERHAM 420	B	2	11	53:15.740	4.917	0.802	71.7	3	2:08.184	162.6
14	40	Franck Labescat	FRA	CCF	FRA	CATERHAM 420	A	12	11	53:15.768	4.945	0.028	71.7	3	2:08.481	162.3
15	3	Pierre-Emmanuel Dallois	FRA	IND	FRA	CATERHAM 420	A	13	11	53:15.805	4.982	0.037	71.7	3	2:08.958	161.7
16	80	Sebastien Montagne	FRA	ST ELOI	FRA	CATERHAM 420	A	14	11	53:15.940	5.117	0.135	71.7	2	2:08.031	162.8
17	211	Arnaud Troitin	FRA	ROSSELSP	FRA	CATERHAM 420	A	15	11	53:16.629	5.806	0.689	71.7	3	2:07.997	162.9
18	41	Pascal Meignan	FRA	ST ELOI	FRA	CATERHAM 420	B	3	11	53:17.926	7.103	1.297	71.7	3	2:09.383	161.1
19	75	Alexandre Pinto	FRA	ST ELOI	FRA	CATERHAM 420	A	16	11	53:18.071	7.248	0.145	71.7	3	2:08.579	162.1
20	70	Thomas Bouterin	FRA	IND	FRA	CATERHAM 420	A	17	11	53:18.385	7.562	0.314	71.7	3	2:10.366	159.9
21	86	Ugo Leboucher	FRA	ST ELOI	FRA	CATERHAM 420	A	18	11	53:18.614	7.791	0.229	71.7	3	2:09.274	161.3
22	16	Harold Huot	FRA	ROSSELSP	FRA	CATERHAM 420	A	19	11	53:18.968	8.145	0.354	71.7	3	2:09.132	161.4
23	44	Alain Girardot	FRA	CCF	FRA	CATERHAM 420	B	4	11	53:20.080	9.257	1.112	71.6	3	2:10.278	160.0
24	81	François-Xavier Fleury	FRA	ST ELOI	FRA	CATERHAM 420	A	20	11	53:20.091	9.268	0.011	71.6	3	2:09.029	161.6
25	63	Frédéric Allaire	FRA	ST ELOI	FRA	CATERHAM 420	A	21	11	53:20.329	9.506	0.238	71.6	3	2:10.417	159.9
26	27	Harald Mag	FRA	CCF	FRA	CATERHAM 420	A	22	11	53:20.483	9.660	0.154	71.6	3	2:10.792	159.4
27	5	Pierre-Jean Reyppin	FRA	ROSSELSP	FRA	CATERHAM 420	A	23	11	53:20.821	9.998	0.338	71.6	3	2:11.086	159.0
28	72	Nicolas Cottancin	FRA	CCF	FRA	CATERHAM 420	A	24	11	53:21.780	10.957	0.959	71.6	3	2:10.329	160.0
29	87	Yann Gasparini	FRA	ST ELOI	FRA	CATERHAM 420	B	5	11	53:22.270	11.447	0.490	71.6	7	2:12.212	157.7
30	33	François Clement Delaisse	FRA	CCF	FRA	CATERHAM 420	A	25	11	53:22.970	12.147	0.700	71.6	7	2:12.238	157.7
31	50	Michel Morey	FRA	CCF	FRA	CATERHAM 420	B	6	11	53:24.967	14.144	1.997	71.5	3	2:12.827	157.0
32	21	Sylvio Bossi	FRA	CCF	FRA	CATERHAM 420	B	7	11	53:25.771	14.948	0.804	71.5	7	2:13.518	156.1
33	38	Claude Boueix	FRA	DOG RACING	FRA	CATERHAM 420	B	8	11	53:26.493	15.670	0.722	71.5	3	2:12.636	157.2
34	13	Eric Pinson	FRA	ST ELOI	FRA	CATERHAM 420	A	26	11	53:29.023	18.200	2.530	71.4	3	2:14.085	155.5

Not classified: (Requirements: 75% of number laps of leader = 9 Laps)

52	David Leguem	FRA	ST ELOI	FRA	CATERHAM 420	A	27	7	42:07.977	4 Laps	4 Laps	57.7	2	2:06.865	164.3	
20	Franck Chahinian	FRA	CCF	FRA	CATERHAM 420	A	28	6	39:32.454	5 Laps	1 Lap	52.7	3	2:06.769	164.5	
12	Arnaud Griffon	FRA	CCF	FRA	CATERHAM 420	A	29	4	9:20.770	7 Laps	2 Laps	148.7	2	2:07.130	164.0	
98	Olivier Guerin	FRA	CCF	FRA	CATERHAM 420	A	30	4	9:40.961	7 Laps	20.191	143.5	3	2:09.107	161.5	
2	Hervé Cordel	FRA	CCF	FRA	CATERHAM 420	B	9	4	9:55.992	7 Laps	15.031	139.9	3	2:08.881	161.8	
7	Henri Charpentier	FRA	CCF	FRA	CATERHAM 420	A	31	4	9:57.701	7 Laps	1.709	139.5	3	2:09.282	161.3	
66	Pierre Andre Nicolas	FRA	PALM	FRA	CATERHAM 420	A	32	4	10:10.720	7 Laps	13.019	136.5	2	2:10.563	159.7	
26	Gilles Charpentier	FRA	CCF	FRA	CATERHAM 420	B	10	4	10:51.708	7 Laps	40.988	128.0	3	2:11.508	158.5	
32	Jean-Pierre Mignatelli	FRA	CCF	FRA	CATERHAM 420	B	11	4	10:52.092	7 Laps	0.384	127.9	2	2:10.786	159.4	
55	Bertrand Semaille	FRA	PALM	FRA	CATERHAM 420	A	33	3	6:49.181	8 Laps	1 Lap	152.9	3	2:10.942	159.2	
92	Olivier Loi	FRA	ST ELOI	FRA	CATERHAM 420	B	12	3	6:49.659	8 Laps	0.478	152.7	3	2:10.552	159.7	
69	Philippe Quetaud	FRA	CCF	FRA	CATERHAM 420	A	34									
29	Eric Moussier	FRA	CCF	FRA	CATERHAM 420	A	35									

Fastest lap Jean-Michel Dallois in 2:06.564 at 164.7 Km/h in lap 3

Published at:.....

Track Temp: 20.0 °C Air Temp: 18.1 °C Humidity: 75 % Track Status: WET

Stewards:	Race Director:	Timekeeper: Luis Angel Garcia Nunez JOB/I-0030-ESP
------------------	-----------------------	---





Autodromo Nazionale Monza

Caterham Cup 420R

Race - 2

Provisional Results by Category



Cls	N°	Driver	Nat	Team	Nat	Vehicle	Cat	Cls	Laps	Total Time	Gap	Interval	Km/h	Best	Time	Km/h
A																
1	1	Mathys Jaubert	FRA	PALM	FRA	CATERHAM 420	A	1	11	53:10.823			71.8	3	2:07.065	164.1
2	19	Jeremy Azar	FRA	ROSSELSP	FRA	CATERHAM 420	A	2	11	53:11.786	0.963	0.963	71.8	7	2:07.209	163.9
3	24	Bruno Noregral	FRA	PALM	FRA	CATERHAM 420	A	3	11	53:11.947	1.124	0.161	71.8	3	2:07.104	164.0
4	30	Gary Gachnang	FRA	PALM	FRA	CATERHAM 420	A	4	11	53:12.033	1.210	0.086	71.8	3	2:06.911	164.3
5	9	Henri Bizet	FRA	PALM	FRA	CATERHAM 420	A	5	11	53:12.336	1.513	0.303	71.8	2	2:07.326	163.7
6	59	Tristan Clay	FRA	CCF	FRA	CATERHAM 420	A	6	11	53:12.395	1.572	0.059	71.8	3	2:06.815	164.4
7	35	Bastien Gassin	FRA	ST ELOI	FRA	CATERHAM 420	A	7	11	53:13.212	2.389	0.817	71.8	3	2:07.017	164.1
8	18	Jean-Michel Dallois	FRA	IND	FRA	CATERHAM 420	A	8	11	53:13.775	2.952	0.563	71.8	3	2:06.564	164.7
9	46	Olivier Forzano	FRA	PALM	FRA	CATERHAM 420	A	9	11	53:14.656	3.833	0.881	71.8	3	2:07.124	164.0
10	71	Laurent Bouterin	FRA	IND	FRA	CATERHAM 420	A	10	11	53:14.841	4.018	0.185	71.8	3	2:07.656	163.3
11	77	Arnaud Mignatelli	FRA	CCF	FRA	CATERHAM 420	A	11	11	53:14.938	4.115	0.097	71.8	3	2:07.951	162.9
12	40	Franck Labescat	FRA	CCF	FRA	CATERHAM 420	A	12	11	53:15.768	4.945	0.830	71.7	3	2:08.481	162.3
13	3	Pierre-Emmanuel Dallois	FRA	IND	FRA	CATERHAM 420	A	13	11	53:15.805	4.982	0.037	71.7	3	2:08.958	161.7
14	80	Sebastien Montagne	FRA	ST ELOI	FRA	CATERHAM 420	A	14	11	53:15.940	5.117	0.135	71.7	2	2:08.031	162.8
15	211	Arnaud Troitin	FRA	ROSSELSP	FRA	CATERHAM 420	A	15	11	53:16.629	5.806	0.689	71.7	3	2:07.997	162.9
16	75	Alexandre Pinto	FRA	ST ELOI	FRA	CATERHAM 420	A	16	11	53:18.071	7.248	1.442	71.7	3	2:08.579	162.1
17	70	Thomas Bouterin	FRA	IND	FRA	CATERHAM 420	A	17	11	53:18.385	7.562	0.314	71.7	3	2:10.366	159.9
18	86	Ugo Leboucher	FRA	ST ELOI	FRA	CATERHAM 420	A	18	11	53:18.614	7.791	0.229	71.7	3	2:09.274	161.3
19	16	Harold Huot	FRA	ROSSELSP	FRA	CATERHAM 420	A	19	11	53:18.968	8.145	0.354	71.7	3	2:09.132	161.4
20	81	François-Xavier Fleury	FRA	ST ELOI	FRA	CATERHAM 420	A	20	11	53:20.091	9.268	1.123	71.6	3	2:09.029	161.6
21	63	Frédéric Allaire	FRA	ST ELOI	FRA	CATERHAM 420	A	21	11	53:20.329	9.506	0.238	71.6	3	2:10.417	159.9
22	27	Harald Mag	FRA	CCF	FRA	CATERHAM 420	A	22	11	53:20.483	9.660	0.154	71.6	3	2:10.792	159.4
23	5	Pierre-Jean Rey-pin	FRA	ROSSELSP	FRA	CATERHAM 420	A	23	11	53:20.821	9.998	0.338	71.6	3	2:11.086	159.0
24	72	Nicolas Cottancin	FRA	CCF	FRA	CATERHAM 420	A	24	11	53:21.780	10.957	0.959	71.6	3	2:10.329	160.0
25	33	François Clement Delaïsse	FRA	CCF	FRA	CATERHAM 420	A	25	11	53:22.970	12.147	1.190	71.6	7	2:12.238	157.7
26	13	Eric Pinson	FRA	ST ELOI	FRA	CATERHAM 420	A	26	11	53:29.023	18.200	6.053	71.4	3	2:14.085	155.5

Not classified: (Requirements: 75% of number laps of leader = 9 Laps)

52	David Leguem	FRA	ST ELOI	FRA	CATERHAM 420	A	27	7	42:07.977	4 Laps	4 Laps	57.7	2	2:06.865	164.3
20	Franck Chahinian	FRA	CCF	FRA	CATERHAM 420	A	28	6	39:32.454	5 Laps	1 Lap	52.7	3	2:06.769	164.5
12	Arnaud Griffon	FRA	CCF	FRA	CATERHAM 420	A	29	4	9:20.770	7 Laps	2 Laps	148.7	2	2:07.130	164.0
98	Olivier Guerin	FRA	CCF	FRA	CATERHAM 420	A	30	4	9:40.961	7 Laps	20.191	143.5	3	2:09.107	161.5
7	Henri Charpentier	FRA	CCF	FRA	CATERHAM 420	A	31	4	9:57.701	7 Laps	16.740	139.5	3	2:09.282	161.3
66	Pierre Andre Nicolas	FRA	PALM	FRA	CATERHAM 420	A	32	4	10:10.720	7 Laps	13.019	136.5	2	2:10.563	159.7
55	Bertrand Semaille	FRA	PALM	FRA	CATERHAM 420	A	33	3	6:49.181	8 Laps	1 Lap	152.9	3	2:10.942	159.2
69	Philippe Quetaud	FRA	CCF	FRA	CATERHAM 420	A	34								
29	Eric Moussier	FRA	CCF	FRA	CATERHAM 420	A	35								

B																
1	23	Pascal Wehrlen	FRA	PALM	FRA	CATERHAM 420	B	1	11	53:13.033			71.8	3	2:06.963	164.2
2	60	Francis Chatelain	FRA	PALM	FRA	CATERHAM 420	B	2	11	53:15.740	2.707	2.707	71.7	3	2:08.184	162.6
3	41	Pascal Meignan	FRA	ST ELOI	FRA	CATERHAM 420	B	3	11	53:17.926	4.893	2.186	71.7	3	2:09.383	161.1
4	44	Alain Girardot	FRA	CCF	FRA	CATERHAM 420	B	4	11	53:20.080	7.047	2.154	71.6	3	2:10.278	160.0
5	87	Yann Gasparini	FRA	ST ELOI	FRA	CATERHAM 420	B	5	11	53:22.270	9.237	2.190	71.6	7	2:12.212	157.7
6	50	Michel Morey	FRA	CCF	FRA	CATERHAM 420	B	6	11	53:24.967	11.934	2.697	71.5	3	2:12.827	157.0
7	21	Sylvio Bossi	FRA	CCF	FRA	CATERHAM 420	B	7	11	53:25.771	12.738	0.804	71.5	7	2:13.518	156.1
8	38	Claude Boueix	FRA	DOG RACING	FRA	CATERHAM 420	B	8	11	53:26.493	13.460	0.722	71.5	3	2:12.636	157.2


Not classified: (Requirements: 75% of number laps of leader = 9 Laps)

2	Hervé Cordel	FRA	CCF	FRA	CATERHAM 420	B	9	4	9:55.992	7 Laps	7 Laps	139.9	3	2:08.881	161.8
26	Gilles Charpentier	FRA	CCF	FRA	CATERHAM 420	B	10	4	10:51.708	7 Laps	55.716	128.0	3	2:11.508	158.5
32	Jean-Pierre Mignatelli	FRA	CCF	FRA	CATERHAM 420	B	11	4	10:52.092	7 Laps	0.384	127.9	2	2:10.786	159.4
92	Olivier Loi	FRA	ST ELOI	FRA	CATERHAM 420	B	12	3	6:49.659	8 Laps	1 Lap	152.7	3	2:10.552	159.7

Fastest lap Jean-Michel Dallois in 2:06.564 at 164.7 Km/h in lap 3

Published at:.....

Track Temp: 20.0 °C Air Temp: 18.1 °C Humidity: 75 % Track Status: WET

Stewards:	Race Director:	Timekeeper:  Luis Angel Garcia Nufez JOB/I-0030-ESP
-----------	----------------	--





Autodromo Nazionale Monza
Caterham Cup 420R
Race - 2
Provisional Results by Category




Published at:.....

Track Temp: **20.0 °C** Air Temp: **18.1 °C** Humidity: **75 %** Track Status: **WET**


Stewards:

Race Director:

Timekeeper:


 Luis Angel Garcia Nuñez
 JOB/I-0030-ESP





Autodromo Nazionale Monza

Caterham Cup 420R

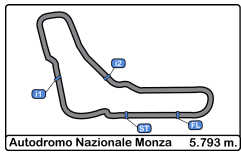
Race - 2

Provisional Classification by Driver Fastest Lap



Clas	Nº	Driver	Nat	Team	Nat	Vehicle	Cat	Clas	Laps	Best	Time	Gap	Interval	Km/h
1	18	Jean-Michel Dallois	FRA	IND	FRA	CATERHAM 420 R	A	1	11	3	2:06.564			164.7
2	20	Franck Chahinian	FRA	CCF	FRA	CATERHAM 420 R	A	2	6	3	2:06.769	0.205	0.205	164.5
3	59	Tristan Clay	FRA	CCF	FRA	CATERHAM 420 R	A	3	11	3	2:06.815	0.251	0.046	164.4
4	52	David Leguem	FRA	ST ELOI	FRA	CATERHAM 420 R	A	4	7	2	2:06.865	0.301	0.050	164.3
5	30	Gary Gachnang	FRA	PALM	FRA	CATERHAM 420 R	A	5	11	3	2:06.911	0.347	0.046	164.3
6	23	Pascal Wehrlen	FRA	PALM	FRA	CATERHAM 420 R	B	1	11	3	2:06.963	0.399	0.052	164.2
7	35	Bastien Gassin	FRA	ST ELOI	FRA	CATERHAM 420 R	A	6	11	3	2:07.017	0.453	0.054	164.1
8	1	Mathys Jaubert	FRA	PALM	FRA	CATERHAM 420 R	A	7	11	3	2:07.065	0.501	0.048	164.1
9	24	Bruno Noregral	FRA	PALM	FRA	CATERHAM 420 R	A	8	11	3	2:07.104	0.540	0.039	164.0
10	46	Olivier Forzano	FRA	PALM	FRA	CATERHAM 420 R	A	9	11	3	2:07.124	0.560	0.020	164.0
11	12	Arnaud Griffon	FRA	CCF	FRA	CATERHAM 420 R	A	10	4	2	2:07.130	0.566	0.006	164.0
12	19	Jeremy Azar	FRA	ROSSELSP	FRA	CATERHAM 420 R	A	11	11	7	2:07.209	0.645	0.079	163.9
13	9	Henri Bizet	FRA	PALM	FRA	CATERHAM 420 R	A	12	11	2	2:07.326	0.762	0.117	163.7
14	71	Laurent Bouterin	FRA	IND	FRA	CATERHAM 420 R	A	13	11	3	2:07.656	1.092	0.330	163.3
15	77	Arnaud Mignatelli	FRA	CCF	FRA	CATERHAM 420 R	A	14	11	3	2:07.951	1.387	0.295	162.9
16	211	Arnaud Trotin	FRA	ROSSELSP	FRA	CATERHAM 420 R	A	15	11	3	2:07.997	1.433	0.046	162.9
17	80	Sebastien Montagne	FRA	ST ELOI	FRA	CATERHAM 420 R	A	16	11	2	2:08.031	1.467	0.034	162.8
18	60	Francis Chatelain	FRA	PALM	FRA	CATERHAM 420 R	B	2	11	3	2:08.184	1.620	0.153	162.6
19	40	Franck Labescat	FRA	CCF	FRA	CATERHAM 420 R	A	17	11	3	2:08.481	1.917	0.297	162.3
20	75	Alexandre Pinto	FRA	ST ELOI	FRA	CATERHAM 420 R	A	18	11	3	2:08.579	2.015	0.098	162.1
21	2	Hervé Cordel	FRA	CCF	FRA	CATERHAM 420 R	B	3	4	3	2:08.881	2.317	0.302	161.8
22	3	Pierre-Emmanuel Dallois	FRA	IND	FRA	CATERHAM 420 R	A	19	11	3	2:08.958	2.394	0.077	161.7
23	81	François-Xavier Fleury	FRA	ST ELOI	FRA	CATERHAM 420 R	A	20	11	3	2:09.029	2.465	0.071	161.6
24	98	Olivier Guerin	FRA	CCF	FRA	CATERHAM 420 R	A	21	4	3	2:09.107	2.543	0.078	161.5
25	16	Harold Huot	FRA	ROSSELSP	FRA	CATERHAM 420 R	A	22	11	3	2:09.132	2.568	0.025	161.4
26	86	Ugo Leboucher	FRA	ST ELOI	FRA	CATERHAM 420 R	A	23	11	3	2:09.274	2.710	0.142	161.3
27	7	Henri Charpentier	FRA	CCF	FRA	CATERHAM 420 R	A	24	4	3	2:09.282	2.718	0.008	161.3
28	41	Pascal Meignan	FRA	ST ELOI	FRA	CATERHAM 420 R	B	4	11	3	2:09.383	2.819	0.101	161.1
29	44	Alain Girardot	FRA	CCF	FRA	CATERHAM 420 R	B	5	11	3	2:10.278	3.714	0.895	160.0
30	72	Nicolas Cottancin	FRA	CCF	FRA	CATERHAM 420 R	A	25	11	3	2:10.329	3.765	0.051	160.0
31	70	Thomas Bouterin	FRA	IND	FRA	CATERHAM 420 R	A	26	11	3	2:10.366	3.802	0.037	159.9
32	63	Frédéric Allaire	FRA	ST ELOI	FRA	CATERHAM 420 R	A	27	11	3	2:10.417	3.853	0.051	159.9
33	92	Olivier Loi	FRA	ST ELOI	FRA	CATERHAM 420 R	B	6	3	3	2:10.552	3.988	0.135	159.7
34	66	Pierre Andre Nicolas	FRA	PALM	FRA	CATERHAM 420 R	A	28	4	2	2:10.563	3.999	0.011	159.7
35	32	Jean-Pierre Mignatelli	FRA	CCF	FRA	CATERHAM 420 R	B	7	4	2	2:10.786	4.222	0.223	159.4
36	27	Harald Mag	FRA	CCF	FRA	CATERHAM 420 R	A	29	11	3	2:10.792	4.228	0.006	159.4
37	55	Bertrand Semaille	FRA	PALM	FRA	CATERHAM 420 R	A	30	3	3	2:10.942	4.378	0.150	159.2
38	5	Pierre-Jean Reyppin	FRA	ROSSELSP	FRA	CATERHAM 420 R	A	31	11	3	2:11.086	4.522	0.144	159.0
39	26	Gilles Charpentier	FRA	CCF	FRA	CATERHAM 420 R	B	8	4	3	2:11.508	4.944	0.422	158.5
40	87	Yann Gasparini	FRA	ST ELOI	FRA	CATERHAM 420 R	B	9	11	7	2:12.212	5.648	0.704	157.7
41	33	François Clement Delaisse	FRA	CCF	FRA	CATERHAM 420 R	A	32	11	7	2:12.238	5.674	0.026	157.7
42	38	Claude Boueix	FRA	DOG RACING	FRA	CATERHAM 420 R	B	10	11	3	2:12.636	6.072	0.398	157.2
43	50	Michel Morey	FRA	CCF	FRA	CATERHAM 420 R	B	11	11	3	2:12.827	6.263	0.191	157.0
44	21	Sylvio Bossi	FRA	CCF	FRA	CATERHAM 420 R	B	12	11	7	2:13.518	6.954	0.691	156.1
45	13	Eric Pinson	FRA	ST ELOI	FRA	CATERHAM 420 R	A	33	11	3	2:14.085	7.521	0.567	155.5





Autodromo Nazionale Monza
Caterham Cup 420R
Race - 2
Distance and Speed Average



Clas	Nº	Driver	Nat	Team	Nat	Vehicle	Cat	Clas	Laps	Distance	Total Time	Km/h
1	1	Mathys Jaubert	FRA	PALM	FRA	CATERHAM 420 R	A	1	11	63.72	53:10.823	71.8
2	19	Jeremy Azar	FRA	ROSSELSP	FRA	CATERHAM 420 R	A	2	11	63.72	53:11.786	71.8
3	24	Bruno Noregral	FRA	PALM	FRA	CATERHAM 420 R	A	3	11	63.72	53:11.947	71.8
4	30	Gary Gachnang	FRA	PALM	FRA	CATERHAM 420 R	A	4	11	63.72	53:12.033	71.8
5	9	Henri Bizet	FRA	PALM	FRA	CATERHAM 420 R	A	5	11	63.72	53:12.336	71.8
6	59	Tristan Clay	FRA	CCF	FRA	CATERHAM 420 R	A	6	11	63.72	53:12.395	71.8
7	23	Pascal Wehrlen	FRA	PALM	FRA	CATERHAM 420 R	B	1	11	63.72	53:13.033	71.8
8	35	Bastien Gassin	FRA	ST ELOI	FRA	CATERHAM 420 R	A	7	11	63.72	53:13.212	71.8
9	18	Jean-Michel Dallois	FRA	IND	FRA	CATERHAM 420 R	A	8	11	63.72	53:13.775	71.8
10	46	Olivier Forzano	FRA	PALM	FRA	CATERHAM 420 R	A	9	11	63.72	53:14.656	71.8
11	71	Laurent Bouterin	FRA	IND	FRA	CATERHAM 420 R	A	10	11	63.72	53:14.841	71.8
12	77	Arnaud Mignatelli	FRA	CCF	FRA	CATERHAM 420 R	A	11	11	63.72	53:14.938	71.8
13	60	Francis Chatelain	FRA	PALM	FRA	CATERHAM 420 R	B	2	11	63.72	53:15.740	71.7
14	40	Franck Labescat	FRA	CCF	FRA	CATERHAM 420 R	A	12	11	63.72	53:15.768	71.7
15	3	Pierre-Emmanuel Dallois	FRA	IND	FRA	CATERHAM 420 R	A	13	11	63.72	53:15.805	71.7
16	80	Sebastien Montagne	FRA	ST ELOI	FRA	CATERHAM 420 R	A	14	11	63.72	53:15.940	71.7
17	211	Arnaud Trostin	FRA	ROSSELSP	FRA	CATERHAM 420 R	A	15	11	63.72	53:16.629	71.7
18	41	Pascal Meignan	FRA	ST ELOI	FRA	CATERHAM 420 R	B	3	11	63.72	53:17.926	71.7
19	75	Alexandre Pinto	FRA	ST ELOI	FRA	CATERHAM 420 R	A	16	11	63.72	53:18.071	71.7
20	70	Thomas Bouterin	FRA	IND	FRA	CATERHAM 420 R	A	17	11	63.72	53:18.385	71.7
21	86	Ugo Leboucher	FRA	ST ELOI	FRA	CATERHAM 420 R	A	18	11	63.72	53:18.614	71.7
22	16	Harold Huot	FRA	ROSSELSP	FRA	CATERHAM 420 R	A	19	11	63.72	53:18.968	71.7
23	44	Alain Girardot	FRA	CCF	FRA	CATERHAM 420 R	B	4	11	63.72	53:20.080	71.6
24	81	François-Xavier Fleury	FRA	ST ELOI	FRA	CATERHAM 420 R	A	20	11	63.72	53:20.091	71.6
25	63	Frédéric Allaire	FRA	ST ELOI	FRA	CATERHAM 420 R	A	21	11	63.72	53:20.329	71.6
26	27	Harald Mag	FRA	CCF	FRA	CATERHAM 420 R	A	22	11	63.72	53:20.483	71.6
27	5	Pierre-Jean Reypin	FRA	ROSSELSP	FRA	CATERHAM 420 R	A	23	11	63.72	53:20.821	71.6
28	72	Nicolas Cottancin	FRA	CCF	FRA	CATERHAM 420 R	A	24	11	63.72	53:21.780	71.6
29	87	Yann Gasparini	FRA	ST ELOI	FRA	CATERHAM 420 R	B	5	11	63.72	53:22.270	71.6
30	33	François Clement Delaïsse	FRA	CCF	FRA	CATERHAM 420 R	A	25	11	63.72	53:22.970	71.6
31	50	Michel Morey	FRA	CCF	FRA	CATERHAM 420 R	B	6	11	63.72	53:24.967	71.5
32	21	Sylvio Bossi	FRA	CCF	FRA	CATERHAM 420 R	B	7	11	63.72	53:25.771	71.5
33	38	Claude Boueix	FRA	DOG RACING	FRA	CATERHAM 420 R	B	8	11	63.72	53:26.493	71.5
34	13	Eric Pinson	FRA	ST ELOI	FRA	CATERHAM 420 R	A	26	11	63.72	53:29.023	71.4
35	52	David Leguem	FRA	ST ELOI	FRA	CATERHAM 420 R	A	27	7	40.55	42:07.977	57.7
36	20	Franck Chahinian	FRA	CCF	FRA	CATERHAM 420 R	A	28	6	34.75	39:32.454	52.7
37	12	Arnaud Griffon	FRA	CCF	FRA	CATERHAM 420 R	A	29	4	23.17	9:20.770	148.7
38	98	Olivier Guerin	FRA	CCF	FRA	CATERHAM 420 R	A	30	4	23.17	9:40.961	143.5
39	2	Hervé Cordel	FRA	CCF	FRA	CATERHAM 420 R	B	9	4	23.17	9:55.992	139.9
40	7	Henri Charpentier	FRA	CCF	FRA	CATERHAM 420 R	A	31	4	23.17	9:57.701	139.5
41	66	Pierre Andre Nicolas	FRA	PALM	FRA	CATERHAM 420 R	A	32	4	23.17	10:10.720	136.5
42	26	Gilles Charpentier	FRA	CCF	FRA	CATERHAM 420 R	B	10	4	23.17	10:51.708	128.0
43	32	Jean-Pierre Mignatelli	FRA	CCF	FRA	CATERHAM 420 R	B	11	4	23.17	10:52.092	127.9
44	55	Bertrand Semaille	FRA	PALM	FRA	CATERHAM 420 R	A	33	3	17.37	6:49.181	152.9
45	92	Olivier Loi	FRA	ST ELOI	FRA	CATERHAM 420 R	B	12	3	17.37	6:49.659	152.7
0	69	Philippe Quetaud	FRA	CCF	FRA	CATERHAM 420 R	A	34	0			
0	29	Eric Moussier	FRA	CCF	FRA	CATERHAM 420 R	A	35	0			



Autodromo Nazionale Monza
Caterham Cup 420R
Race - 2
Lap Analysis



1 Mathys Jaubert CATERHAM 420 R **7** Henri Charpentier CATERHAM 420 R

A PALM							A CCF								
Lap	D	Time	Sector 1	Sector 2	Sector 3	T. Spd	Elapsed	Lap	D	Time	Sector 1	Sector 2	Sector 3	T. Spd	Elapsed
1		2:15.796	48.972	43.133	43.691	177.0	2:15.796	1		2:26.571	55.894	45.810	44.867	172.8	2:26.571
2		2:07.555	41.152	42.673	43.730	214.2	4:23.351	2		2:11.678	42.209	44.913	44.556	200.0	4:38.249
3		2:07.065	40.766	42.468	43.831	212.1	6:30.416	3		2:09.282	41.537	43.914	43.831	198.5	6:47.531
4		2:32.622 P	41.046	42.676	1:08.900	206.8	9:03.038	4		3:10.170 P	41.223	42.759	1:46.188	208.0	9:57.701
5		27:06.767	24:16.890	1:26.402	1:23.475	66.1	36:09.805	9 Henri Bizet CATERHAM 420 R							
6		3:21.749	1:06.726	1:10.721	1:04.302	102.6	39:31.554	A PALM							
7		2:07.531	41.083	42.960	43.488	214.7	41:39.085	Lap	D	Time	Sector 1	Sector 2	Sector 3	T. Spd	Elapsed
8		2:20.238	41.066	42.463	56.709	208.0	43:59.323	1		2:15.973	48.988	43.071	43.914	179.4	2:15.973
9		4:02.553	1:12.128	1:32.688	1:17.737	109.7	48:01.876	2		2:07.326	40.878	42.871	43.577	210.9	4:23.299
10		2:59.859	50.601	53.148	1:16.110	140.8	51:01.735	3		2:07.333	41.036	42.636	43.661	204.1	6:30.632
11		2:09.088	42.875	42.531	43.682	206.1	53:10.823	4		2:30.290 P	40.961	42.699	1:06.630	210.5	9:00.922

B CCF							A PALM								
Lap	D	Time	Sector 1	Sector 2	Sector 3	T. Spd	Elapsed	Lap	D	Time	Sector 1	Sector 2	Sector 3	T. Spd	Elapsed
1		2:26.012	55.536	45.313	45.163	155.3	2:26.012	5		27:06.319	24:17.730	1:25.370	1:23.219	66.5	36:07.241
2		2:11.754	42.350	44.702	44.702	205.3	4:37.766	6		3:24.290	1:07.554	1:09.948	1:06.788	109.7	39:31.531
3		2:08.881	40.986	43.159	44.736	211.3	6:46.647	7		2:08.082	41.188	42.813	44.081	206.1	41:39.613
4		3:09.345 P	41.343	43.325	1:44.677	207.2	9:55.992	8		2:21.311	40.947	42.714	57.650	201.8	44:00.924
								9		4:04.354	1:12.116	1:32.583	1:19.655	115.8	48:05.278
								10		2:57.175	49.534	52.351	1:15.290	146.9	51:02.453
								11		2:09.883	42.689	43.574	43.620	195.2	53:12.336

3 Pierre-Emmanuel Dallois CATERHAM 420 R **12** Arnaud Griffon CATERHAM 420 R

A IND							A CCF								
Lap	D	Time	Sector 1	Sector 2	Sector 3	T. Spd	Elapsed	Lap	D	Time	Sector 1	Sector 2	Sector 3	T. Spd	Elapsed
1		2:22.777	55.096	43.577	44.104	155.1	2:22.777	1		2:18.154	51.600	42.806	43.748	176.7	2:18.154
2		2:09.123	41.509	43.691	43.923	202.2	4:31.900	2		2:07.130	40.898	42.713	43.519	203.0	4:25.284
3		2:08.958	41.697	43.193	44.068	200.0	6:40.858	3		2:07.959	40.798	43.214	43.947	199.6	6:33.243
4		2:53.769 P	40.769	42.610	1:30.390	212.1	9:34.627	4		2:47.527 P	41.267	43.308	1:22.952	199.2	9:20.770
5		26:48.113	24:02.833	1:21.479	1:23.801	56.9	36:22.740	13 Eric Pinson CATERHAM 420 R							
6		3:15.436	1:08.555	1:08.612	58.269	73.3	39:38.176	A ST ELOI							
7		2:10.009	40.947	43.004	46.058	209.3	41:48.185	Lap	D	Time	Sector 1	Sector 2	Sector 3	T. Spd	Elapsed
8		2:22.726	40.588	43.855	58.283	213.4	44:10.911	1		2:36.642	1:01.320	47.351	47.971	149.5	2:36.642
9		4:07.120	1:09.651	1:34.112	1:23.357	120.2	48:18.031	2		2:17.749	44.171	46.125	47.453	182.4	4:54.391
10		2:47.298	49.860	49.047	1:08.391	154.5	51:05.329	3		2:14.085	42.148	45.426	46.511	197.4	7:08.476
11		2:10.476	42.942	43.020	44.514	213.4	53:15.805	4		3:56.014 P	42.516	55.742	2:17.756	202.2	11:04.490

5 Pierre-Jean Rey-pin CATERHAM 420 R

A ROSSELSP							
Lap	D	Time	Sector 1	Sector 2	Sector 3	T. Spd	Elapsed
1		2:28.475	57.670	46.231	44.574	162.1	2:28.475
2		2:12.136	42.595	45.089	44.452	194.9	4:40.611
3		2:11.086	41.887	44.329	44.870	204.9	6:51.697
4		3:27.626 P	41.511	46.813	1:59.302	195.2	10:19.323
5		26:14.903	23:31.482	1:20.125	1:23.296	61.1	36:34.226
6		3:12.032	1:07.614	1:06.816	57.602	137.2	39:46.258
7		2:13.749	42.304	43.780	47.665	183.9	42:00.007
8		2:25.407	41.860	48.393	55.154	201.4	44:25.414
9		4:04.994	1:07.037	1:33.708	1:24.249	133.9	48:30.408
10		2:38.401	51.464	45.412	1:01.525	129.9	51:08.809
11		2:12.012	43.625	44.073	44.314	188.4	53:20.821





Autodromo Nazionale Monza

Caterham Cup 420R

Race - 2

Lap Analysis



16 Harold Huot CATERHAM 420 R 21 Sylvio Bossi CATERHAM 420 R
 A ROSSELSP B CCF

Lap	D	Time	Sector 1	Sector 2	Sector 3	T. Spd	Elapsed	Lap	D	Time	Sector 1	Sector 2	Sector 3	T. Spd	Elapsed
1		2:27.504	56.076	46.940	44.488	167.9	2:27.504	1		2:36.629	1:02.064	46.550	48.015	131.2	2:36.629
2		2:11.023	41.419	44.362	45.242	204.9	4:38.527	2		2:15.582	43.274	45.525	46.783	170.3	4:52.211
3		2:09.132	41.379	43.929	43.824	201.1	6:47.659	3		2:14.833	42.492	45.333	47.008	180.9	7:07.044
4		3:11.724 P	41.224	43.004	1:47.496	208.8	9:59.383	4		3:48.958 P	42.293	49.392	2:17.273	193.8	10:56.002
5		26:29.603	23:45.750	1:21.031	1:22.822	47.9	36:28.986	5		25:45.746	23:01.621	1:22.648	1:21.477	65.6	36:41.748
6		3:12.262	1:09.131	1:07.744	55.387	88.2	39:41.248	6		3:09.257	1:06.063	1:07.007	56.187	124.2	39:51.005
7		2:11.160	41.303	43.375	46.482	201.8	41:52.408	7		2:13.518	42.306	44.723	46.489	182.1	42:04.523
8		2:24.435	41.809	45.736	56.890	199.6	44:16.843	8		2:23.863	42.299	48.395	53.169	185.5	44:28.386
9		4:07.361	1:09.383	1:35.034	1:22.944	115.6	48:24.204	9		4:06.455	1:07.399	1:32.891	1:26.165	124.8	48:34.841
10		2:42.659	51.967	44.947	1:05.745	127.9	51:06.863	10		2:35.002	49.961	47.047	57.994	151.2	51:09.843
11		2:12.105	43.927	44.095	44.083	184.6	53:18.968	11		2:15.928	44.681	45.177	46.070	151.8	53:25.771

18 Jean-Michel Dallois CATERHAM 420 R 23 Pascal Wehrlein CATERHAM 420 R
 A IND B PALM

Lap	D	Time	Sector 1	Sector 2	Sector 3	T. Spd	Elapsed	Lap	D	Time	Sector 1	Sector 2	Sector 3	T. Spd	Elapsed
1		2:21.279	53.278	43.903	44.098	155.1	2:21.279	1		2:16.264	49.265	42.974	44.025	179.1	2:16.264
2		2:07.351	40.410	43.153	43.788	202.2	4:28.630	2		2:07.738	41.340	42.787	43.611	203.7	4:24.002
3		2:06.564	40.512	42.468	43.584	211.7	6:35.194	3		2:06.963	40.468	42.655	43.840	207.2	6:30.965
4		2:48.328 P	40.414	42.919	1:24.995	212.1	9:23.522	4		2:36.349 P	41.408	42.899	1:12.042	210.1	9:07.314
5		26:55.748	24:08.500	1:23.119	1:24.129	55.7	36:19.270	5		27:04.913	24:15.787	1:25.257	1:23.869	71.7	36:12.227
6		3:16.087	1:07.758	1:09.694	58.635	66.1	39:35.357	6		3:20.160	1:08.281	1:09.641	1:02.238	105.7	39:32.387
7		2:08.850	40.746	42.596	45.508	200.3	41:44.207	7		2:10.957	40.848	42.982	47.127	209.3	41:43.344
8		2:22.743	40.692	42.596	59.455	209.7	44:06.950	8		2:22.548	40.550	42.750	59.248	214.7	44:05.892
9		4:06.003	1:10.098	1:34.438	1:21.467	108.4	48:12.953	9		4:06.427	1:10.753	1:34.421	1:21.253	100.7	48:12.319
10		2:51.271	50.168	50.456	1:10.647	137.2	51:04.224	10		2:51.567	49.479	51.400	1:10.688	150.6	51:03.886
11		2:09.551	42.547	43.419	43.585	206.5	53:13.775	11		2:09.147	42.769	42.694	43.684	211.7	53:13.033


19 Jeremy Azar CATERHAM 420 R 24 Bruno Noregal CATERHAM 420 R
 A ROSSELSP A PALM

Lap	D	Time	Sector 1	Sector 2	Sector 3	T. Spd	Elapsed	Lap	D	Time	Sector 1	Sector 2	Sector 3	T. Spd	Elapsed
1		2:17.858	50.308	43.714	43.836	183.6	2:17.858	1		2:16.996	50.349	43.059	43.588	188.8	2:16.996
2		2:07.307	40.660	42.962	43.685	207.2	4:25.165	2		2:07.914	41.197	42.951	43.766	214.7	4:24.910
3		2:07.412	40.780	43.182	43.450	210.5	6:32.577	3		2:07.104	40.545	43.046	43.513	214.2	6:32.014
4		2:41.535 P	40.166	43.129	1:18.240	213.0	9:14.112	4		2:40.769 P	40.606	43.074	1:17.089	215.5	9:12.783
5		27:01.223	24:14.471	1:23.375	1:23.377	54.6	36:15.335	5		27:01.665	24:15.180	1:23.286	1:23.199	56.3	36:14.448
6		3:18.145	1:08.825	1:09.622	59.698	75.8	39:33.480	6		3:18.745	1:08.882	1:09.613	1:00.250	80.0	39:33.193
7		2:07.209	40.519	42.821	43.869	210.5	41:40.689	7		2:07.866	40.772	42.730	44.364	208.4	41:41.059
8		2:21.923	40.767	42.399	58.757	210.5	44:02.612	8		2:21.739	40.410	42.492	58.837	215.1	44:02.798
9		4:03.749	1:11.074	1:32.836	1:19.839	115.0	48:06.361	9		4:04.291	1:11.424	1:33.621	1:19.246	105.5	48:07.089
10		2:56.458	49.195	53.023	1:14.240	151.0	51:02.819	10		2:55.932	49.190	52.592	1:14.150	161.1	51:03.021
11		2:08.967	42.106	43.317	43.544	209.7	53:11.786	11		2:08.926	42.176	43.378	43.372	213.8	53:11.947

20 Franck Chahinian CATERHAM 420 R 26 Gilles Charpentier CATERHAM 420 R
 A CCF B CCF

Lap	D	Time	Sector 1	Sector 2	Sector 3	T. Spd	Elapsed	Lap	D	Time	Sector 1	Sector 2	Sector 3	T. Spd	Elapsed
1		2:16.616	49.624	42.801	44.191	183.6	2:16.616	1		2:33.073	1:00.978	46.487	45.608	130.5	2:33.073
2		2:07.822	41.057	42.984	43.781	208.8	4:24.438	2		2:13.616	42.106	45.889	45.621	193.8	4:46.689
3		2:06.769	40.783	42.688	43.298	209.7	6:31.207	3		2:11.508	41.578	44.227	45.703	185.5	6:58.197
4		2:37.442 P	41.186	42.878	1:13.378	213.8	9:08.649	4		3:53.511 P	42.966	49.439	2:21.106	166.6	10:51.708
5		27:03.977	24:17.300	1:22.809	1:23.868	62.0	36:12.626								
6		3:19.828	1:08.718	1:09.342	1:01.768	85.5	39:32.454								
7			41.154	42.832		204.1									





Autodromo Nazionale Monza
Caterham Cup 420R
Race - 2
Lap Analysis



27 Harald Mag CATERHAM 420 R **35** Bastien Gassin CATERHAM 420 R
 A CCF A ST ELOI

Lap D	Time	Sector 1	Sector 2	Sector 3	T. Spd	Elapsed	Lap D	Time	Sector 1	Sector 2	Sector 3	T. Spd	Elapsed
1	2:28.522	58.062	46.083	44.377	162.8	2:28.522	1	2:18.825	51.934	43.047	43.844	177.6	2:18.825
2	2:12.297	42.739	45.128	44.430	194.5	4:40.819	2	2:07.274	40.848	42.736	43.690	208.8	4:26.099
3	2:10.792	41.182	44.895	44.715	203.3	6:51.611	3	2:07.017	40.528	42.834	43.655	213.0	6:33.116
4	3:33.966 P	41.601	51.748	2:00.617	204.9	10:25.577	4	2:44.719 P	41.426	43.526	1:19.767	216.0	9:17.835
5	26:10.920	23:27.302	1:21.769	1:21.849	58.9	36:36.497	5	27:00.195	24:13.263	1:23.219	1:23.713	55.6	36:18.030
6	3:10.265	1:07.035	1:07.098	56.132	126.4	39:46.762	6	3:16.258	1:08.258	1:09.789	58.211	59.7	39:34.288
7	2:12.953	42.099	44.269	46.585	176.1	41:59.715	7	2:08.160	40.653	42.838	44.669	196.0	41:42.448
8	2:23.751	41.014	47.778	54.959	200.7	44:23.466	8	2:22.099	40.754	42.253	59.092	210.5	44:04.547
9	4:04.370	1:06.010	1:34.732	1:23.628	135.8	48:27.836	9	4:04.553	1:10.995	1:33.752	1:19.806	99.7	48:09.100
10	2:40.496	51.460	45.407	1:03.629	125.0	51:08.332	10	2:54.376	49.328	52.606	1:12.442	143.2	51:03.476
11	2:12.151	43.833	43.957	44.361	186.8	53:20.483	11	2:09.736	43.303	43.085	43.348	211.3	53:13.212

30 Gary Gachnang CATERHAM 420 R **38** Claude Boueix CATERHAM 420 R
 A PALM B DOG RACING

Lap D	Time	Sector 1	Sector 2	Sector 3	T. Spd	Elapsed	Lap D	Time	Sector 1	Sector 2	Sector 3	T. Spd	Elapsed
1	2:16.684	49.962	42.936	43.786	185.8	2:16.684	1	2:32.505	1:00.352	46.386	45.767	161.4	2:32.505
2	2:07.437	40.819	42.964	43.654	214.2	4:24.121	2	2:12.933	42.193	45.754	44.986	195.2	4:45.438
3	2:06.911	40.782	42.611	43.518	211.7	6:31.032	3	2:12.636	42.136	44.559	45.941	192.8	6:58.074
4	2:33.681 P	41.331	42.603	1:09.747	210.5	9:04.713	4	3:47.529 P	42.859	48.979	2:15.691	185.8	10:45.603
5	27:05.656	24:15.860	1:26.421	1:23.375	67.2	36:10.369	5	25:54.824	23:10.875	1:22.736	1:21.213	66.1	36:40.427
6	3:21.642	1:06.930	1:10.625	1:04.087	96.6	39:32.011	6	3:09.560	1:05.974	1:07.281	56.305	131.2	39:49.987
7	2:07.244	40.923	42.834	43.487	195.6	41:39.255	7	2:15.113	42.320	45.717	47.076	183.3	42:05.100
8	2:20.845	41.012	42.790	57.043	213.0	44:00.100	8	2:24.554	41.985	50.619	51.950	189.4	44:29.654
9	4:03.126	1:11.899	1:32.733	1:18.494	112.8	48:03.226	9	4:06.631	1:07.553	1:32.615	1:26.463	128.7	48:36.285
10	2:58.881	49.948	52.938	1:15.995	137.0	51:02.107	10	2:34.018	49.912	46.461	57.645	151.8	51:10.303
11	2:09.926	42.699	43.542	43.685	209.7	53:12.033	11	2:16.190	44.464	44.999	46.727	157.2	53:26.493


32 Jean-Pierre Mignatelli CATERHAM 420 R **40** Franck Labescat CATERHAM 420 R
 B CCF A CCF

Lap D	Time	Sector 1	Sector 2	Sector 3	T. Spd	Elapsed	Lap D	Time	Sector 1	Sector 2	Sector 3	T. Spd	Elapsed
1	2:30.413	58.330	45.955	46.128	168.7	2:30.413	1	2:26.044	55.597	45.626	44.821	171.9	2:26.044
2	2:10.786	41.674	44.989	44.123	205.7	4:41.199	2	2:08.737	41.869	43.180	43.688	201.1	4:34.781
3	2:11.401	41.982	44.520	44.899	200.7	6:52.600	3	2:08.481	41.421	42.908	44.152	211.7	6:43.262
4	3:59.492 P	41.004	1:07.658	2:10.830	205.7	10:52.092	4	3:04.533 P	40.849	42.785	1:40.899	188.1	9:47.795

33 François Clement Delaisse CATERHAM 420 R
 A CCF

Lap D	Time	Sector 1	Sector 2	Sector 3	T. Spd	Elapsed	Lap D	Time	Sector 1	Sector 2	Sector 3	T. Spd	Elapsed
1	2:32.160	59.565	46.063	46.532	158.5	2:32.160	5	26:38.777	23:52.808	1:21.831	1:24.138	48.7	36:26.572
2	2:12.412	42.443	44.809	45.160	178.5	4:44.572	6	3:13.009	1:08.661	1:07.028	57.320	77.8	39:39.581
3	2:12.872	42.280	44.250	46.342	177.6	6:57.444	7	2:09.288	41.240	43.154	44.894	200.7	41:48.869
4	3:41.559 P	43.180	47.940	2:10.439	165.6	10:39.003	8	2:23.638	40.240	44.644	58.754	210.9	44:12.507
5	25:59.241	23:15.818	1:22.094	1:21.329	77.9	36:38.244	9	4:06.594	1:08.863	1:34.418	1:23.313	113.2	48:19.101
6	3:10.407	1:07.264	1:07.076	56.067	130.5	39:48.651	10	2:46.435	50.387	48.037	1:08.011	132.0	51:05.536
7	2:12.238	41.379	43.913	46.946	173.9	42:00.889	11	2:10.232	42.955	43.329	43.948	206.5	53:15.768
8	2:25.629	41.214	49.668	54.747	185.8	44:26.518							
9	4:05.631	1:06.920	1:34.063	1:24.648	114.4	48:32.149							
10	2:37.201	51.478	45.486	1:00.237	134.4	51:09.350							
11	2:13.620	44.286	44.360	44.974	174.7	53:22.970							





Autodromo Nazionale Monza
Caterham Cup 420R
Race - 2
Lap Analysis



41 Pascal Meignan CATERHAM 420 R **50** Michel Morey CATERHAM 420 R
 B ST ELOI B CCF

Lap	D	Time	Sector 1	Sector 2	Sector 3	T. Spd	Elapsed	Lap	D	Time	Sector 1	Sector 2	Sector 3	T. Spd	Elapsed
1		2:21.836	52.898	44.286	44.652	177.9	2:21.836	1		2:30.963	58.434	46.203	46.326	156.5	2:30.963
2		2:09.542	41.392	43.485	44.665	209.3	4:31.378	2		2:13.249	42.126	44.629	46.494	185.5	4:44.212
3		2:09.383	41.423	43.699	44.261	195.6	6:40.761	3		2:12.827	42.025	44.291	46.511	199.6	6:57.039
4		2:55.987 P	40.946	43.061	1:31.980	192.1	9:36.748	4		3:35.525 P	43.198	46.356	2:05.971	184.9	10:32.564
5		26:46.950	24:01.157	1:21.895	1:23.898	55.7	36:23.698	5		26:11.495	23:26.569	1:23.045	1:21.881	86.0	36:44.059
6		3:14.805	1:08.900	1:07.866	58.039	72.7	39:38.503	6		3:09.487	1:05.244	1:07.220	57.023	112.3	39:53.546
7		2:09.736	41.191	43.519	45.026	200.0	41:48.239	7		2:14.605	42.385	44.528	47.692	190.4	42:08.151
8		2:24.899	40.823	45.265	58.811	209.7	44:13.138	8		2:22.024	42.366	48.165	51.493	206.8	44:30.175
9		4:07.266	1:08.614	1:34.738	1:23.914	117.3	48:20.404	9		4:06.818	1:07.928	1:32.651	1:26.239	122.3	48:36.993
10		2:45.520	50.349	47.433	1:07.738	130.2	51:05.924	10		2:32.432	49.720	46.728	55.984	143.8	51:09.425
11		2:12.002	42.771	45.180	44.051	202.6	53:17.926	11		2:15.542	44.542	45.023	45.977	162.4	53:24.967

44 Alain Girardot CATERHAM 420 R **52** David Leguem CATERHAM 420 R
 B CCF A ST ELOI


Lap	D	Time	Sector 1	Sector 2	Sector 3	T. Spd	Elapsed	Lap	D	Time	Sector 1	Sector 2	Sector 3	T. Spd	Elapsed
1		2:29.953	59.143	45.587	45.223	162.4	2:29.953	1		2:17.320	50.635	43.371	43.314	177.0	2:17.320
2		2:11.564	41.575	45.828	44.161	201.8	4:41.517	2		2:06.865	40.853	42.576	43.436	212.1	4:24.185
3		2:10.278	41.063	44.492	44.723	201.4	6:51.795	3		2:07.128	41.167	42.681	43.280	201.8	6:31.313
4		3:25.608 P	40.670	47.190	1:57.748	210.5	10:17.403	4		2:39.088 P	41.195	42.999	1:14.894	208.4	9:10.401
5		26:16.004	23:31.610	1:21.299	1:23.095	57.7	36:33.407	5		27:02.846	24:16.282	1:22.752	1:23.812	60.6	36:13.247
6		3:10.904	1:07.686	1:06.805	56.413	124.7	39:44.311	6		3:19.300	1:08.768	1:09.367	1:01.165	86.1	39:32.547
7		2:10.583	41.781	43.816	44.986	193.2	41:54.894	7		2:35.430 P	41.039	42.762	1:11.629	207.2	42:07.977
8		2:23.891	40.748	47.969	55.174	210.5	44:18.785								
9		4:07.120	1:08.943	1:35.133	1:23.044	121.7	48:25.905								
10		2:41.751	51.845	44.460	1:05.446	113.2	51:07.656								
11		2:12.424	43.639	43.986	44.799	193.8	53:20.080								

46 Olivier Forzano CATERHAM 420 R **55** Bertrand Semaille CATERHAM 420 R
 A PALM A PALM

Lap	D	Time	Sector 1	Sector 2	Sector 3	T. Spd	Elapsed	Lap	D	Time	Sector 1	Sector 2	Sector 3	T. Spd	Elapsed
1		2:17.960	50.801	43.392	43.767	188.8	2:17.960	1		2:26.222	55.737	45.241	45.244	167.7	2:26.222
2		2:08.492	41.211	43.238	44.043	211.3	4:26.452	2		2:12.017	42.240	44.666	45.111	192.5	4:38.239
3		2:07.124	40.491	42.844	43.789	214.7	6:33.576	3		2:10.942	41.332	44.412	45.198	212.1	6:49.181
4		2:51.238 P	41.510	43.229	1:26.499	215.5	9:24.814	4			41.913	11:54.417		210.1	
5		26:54.999	24:07.738	1:23.031	1:24.230	56.4	36:19.813								
6		3:16.976	1:07.603	1:09.742	59.631	65.9	39:36.789								
7		2:09.749	41.360	43.448	44.941	212.5	41:46.538								
8		2:20.669	40.541	43.573	56.555	213.4	44:07.207								
9		4:06.104	1:10.190	1:34.514	1:21.400	104.4	48:13.311								
10		2:51.093	50.159	50.569	1:10.365	142.4	51:04.404								
11		2:10.252	42.619	43.406	44.227	206.8	53:14.656								

59 Tristan Clay CATERHAM 420 R
 A CCF

Lap	D	Time	Sector 1	Sector 2	Sector 3	T. Spd	Elapsed
1		2:18.899	52.229	42.851	43.819	176.4	2:18.899
2		2:07.604	41.127	42.811	43.666	197.8	4:26.503
3		2:06.815	40.542	43.126	43.147	209.7	6:33.318
4		2:42.404 P	41.117	43.416	1:17.871	206.8	9:15.722
5		27:00.784	24:14.309	1:22.873	1:23.602	57.9	36:16.506
6		3:17.337	1:08.981	1:09.526	58.830	69.4	39:33.843
7		2:07.246	40.744	42.450	44.052	201.4	41:41.089
8		2:22.860	40.792	42.210	59.858	197.4	44:03.949
9		4:04.447	1:10.985	1:33.708	1:19.754	99.2	48:08.396
10		2:54.959	48.750	52.847	1:13.362	148.7	51:03.355
11		2:09.040	43.155	42.391	43.494	203.7	53:12.395



Autodromo Nazionale Monza
Caterham Cup 420R
Race - 2
Lap Analysis



60 Francis Chatelain CATERHAM 420 R **71** Laurent Bouterin CATERHAM 420 R

B							PALM							A							IND										
Lap	D	Time	Sector 1	Sector 2	Sector 3	T. Spd	Elapsed	Lap	D	Time	Sector 1	Sector 2	Sector 3	T. Spd	Elapsed	Lap	D	Time	Sector 1	Sector 2	Sector 3	T. Spd	Elapsed	Lap	D	Time	Sector 1	Sector 2	Sector 3	T. Spd	Elapsed
1		2:20.723	52.624	43.883	44.216	169.5	2:20.723	1		2:22.704	54.100	44.022	44.582	162.8	2:22.704																
2		2:08.573	40.993	43.391	44.189	215.5	4:29.296	2		2:08.629	41.032	43.688	43.909	205.3	4:31.333																
3		2:08.184	40.894	43.187	44.103	215.5	6:37.480	3		2:07.656	40.825	42.769	44.062	197.4	6:38.989																
4		2:52.330 P	41.072	43.114	1:28.144	214.7	9:29.810	4		2:53.879 P	40.988	42.854	1:30.037	204.5	9:32.868																
5		26:52.000	24:05.306	1:22.617	1:24.077	58.5	36:21.810	5		26:49.319	24:03.486	1:21.939	1:23.894	61.9	36:22.187																
6		3:15.670	1:07.831	1:08.848	58.991	70.1	39:37.480	6		3:15.458	1:08.346	1:08.400	58.712	75.9	39:37.645																
7		2:09.787	40.932	43.535	45.320	209.7	41:47.267	7		2:08.878	40.786	43.454	44.638	203.0	41:46.523																
8		2:22.286	40.767	43.902	57.617	212.5	44:09.553	8		2:22.005	40.762	44.111	57.132	205.7	44:08.528																
9		4:06.782	1:10.320	1:34.273	1:22.189	114.1	48:16.335	9		4:06.752	1:10.124	1:34.629	1:21.999	114.5	48:15.280																
10		2:48.899	50.426	49.751	1:08.722	145.1	51:05.234	10		2:49.535	50.881	49.598	1:09.056	143.6	51:04.815																
11		2:10.506	43.069	42.988	44.449	205.7	53:15.740	11		2:10.026	42.510	43.413	44.103	199.2	53:14.841																

63 Frédéric Allaire CATERHAM 420 R **72** Nicolas Cottancin CATERHAM 420 R

A							ST ELOI							A							CCF										
Lap	D	Time	Sector 1	Sector 2	Sector 3	T. Spd	Elapsed	Lap	D	Time	Sector 1	Sector 2	Sector 3	T. Spd	Elapsed	Lap	D	Time	Sector 1	Sector 2	Sector 3	T. Spd	Elapsed	Lap	D	Time	Sector 1	Sector 2	Sector 3	T. Spd	Elapsed
1		2:28.073	57.363	45.738	44.972	184.9	2:28.073	1		2:30.590	59.258	45.703	45.629	154.5	2:30.590																
2		2:10.712	41.781	44.355	44.576	198.5	4:38.785	2		2:12.184	41.713	45.116	45.355	196.3	4:42.774																
3		2:10.417	41.945	43.552	44.920	193.8	6:49.202	3		2:10.329	41.331	43.690	45.308	194.9	6:53.103																
4		3:15.432 P	42.138	44.175	1:49.119	208.0	10:04.634	4		3:28.825 P	41.120	46.210	2:01.495	204.1	10:21.928																
5		26:27.713	23:43.008	1:20.814	1:23.891	48.9	36:32.347	5		26:13.337	23:30.102	1:20.674	1:22.561	59.1	36:35.265																
6		3:11.888	1:08.313	1:06.499	57.076	122.0	39:44.235	6		3:11.153	1:07.711	1:06.918	56.524	122.3	39:46.418																
7		2:12.155	42.103	43.876	46.176	189.1	41:56.390	7		2:12.837	41.566	43.366	47.905	196.0	41:59.255																
8		2:25.292	41.602	47.306	56.384	203.0	44:21.682	8		2:24.665	41.501	48.291	54.873	204.1	44:23.920																
9		4:05.446	1:07.014	1:34.818	1:23.614	138.9	48:27.128	9		4:04.888	1:06.917	1:34.243	1:23.728	133.1	48:28.808																
10		2:41.060	51.220	44.853	1:04.987	132.6	51:08.188	10		2:39.787	51.486	45.771	1:02.530	125.5	51:08.595																
11		2:12.141	43.376	44.010	44.755	194.5	53:20.329	11		2:13.185	44.270	44.081	44.834	178.2	53:21.780																


66 Pierre Andre Nicolas CATERHAM 420 R **75** Alexandre Pinto CATERHAM 420 R

A							PALM							A							ST ELOI										
Lap	D	Time	Sector 1	Sector 2	Sector 3	T. Spd	Elapsed	Lap	D	Time	Sector 1	Sector 2	Sector 3	T. Spd	Elapsed	Lap	D	Time	Sector 1	Sector 2	Sector 3	T. Spd	Elapsed	Lap	D	Time	Sector 1	Sector 2	Sector 3	T. Spd	Elapsed
1		2:28.292	56.913	46.352	45.027	159.0	2:28.292	1		2:26.434	56.158	45.906	44.370	160.7	2:26.434																
2		2:10.563	42.671	43.727	44.165	195.6	4:38.855	2		2:11.848	42.211	44.870	44.767	197.8	4:38.282																
3		2:10.905	42.631	43.849	44.425	194.5	6:49.760	3		2:08.579	41.292	42.466	44.821	207.2	6:46.861																
4		3:20.960 P	41.739	44.511	1:54.710	203.3	10:10.720	4		3:06.276 P	41.250	43.202	1:41.824	198.5	9:53.137																

70 Thomas Bouterin CATERHAM 420 R

A							IND								
Lap	D	Time	Sector 1	Sector 2	Sector 3	T. Spd	Elapsed	Lap	D	Time	Sector 1	Sector 2	Sector 3	T. Spd	Elapsed
1		2:28.122	57.809	45.752	44.561	159.7	2:28.122	5		26:35.256	23:51.077	1:21.258	1:22.921	51.0	36:28.393
2		2:10.711	42.175	44.208	44.328	197.4	4:38.833	6		3:12.495	1:08.726	1:07.831	55.938	78.7	39:40.888
3		2:10.366	42.647	42.815	44.904	193.5	6:49.199	7		2:10.074	41.215	43.594	45.265	192.1	41:50.962
4		3:12.268 P	41.863	43.796	1:46.609	210.1	10:01.467	8		2:24.165	41.186	44.331	58.648	207.6	44:15.127
5		26:28.397	23:44.593	1:21.160	1:22.644	48.5	36:29.864	9		4:07.703	1:09.491	1:34.265	1:23.947	110.3	48:22.830
6		3:11.995	1:08.709	1:07.773	55.513	92.7	39:41.859	10		2:43.712	51.142	45.839	1:06.731	125.4	51:06.542
7		2:10.613	41.181	43.070	46.362	194.9	41:52.472	11		2:11.529	43.138	44.327	44.064	194.5	53:18.071
8		2:23.104	41.534	44.949	56.621	209.7	44:15.576								
9		4:08.024	1:10.023	1:34.397	1:23.604	110.7	48:23.600								
10		2:43.179	52.062	44.905	1:06.212	118.8	51:06.779								
11		2:11.606	43.623	43.678	44.305	198.8	53:18.385								





Autodromo Nazionale Monza
Caterham Cup 420R
Race - 2
Lap Analysis



77 Arnaud Mignatelli CATERHAM 420 R **86** Ugo Leboucher CATERHAM 420 R
 A CCF A ST ELOI

Lap D	Time	Sector 1	Sector 2	Sector 3	T. Spd	Elapsed	Lap D	Time	Sector 1	Sector 2	Sector 3	T. Spd	Elapsed
1	2:18.784	51.066	43.372	44.346	184.3	2:18.784	1	2:22.863	53.579	44.354	44.930	164.1	2:22.863
2	2:08.350	41.111	42.891	44.348	207.2	4:27.134	2	2:09.435	41.440	43.987	44.008	186.8	4:32.298
3	2:07.951	40.909	43.227	43.815	211.3	6:35.085	3	2:09.274	41.558	43.349	44.367	189.4	6:41.572
4	2:51.884 P	40.633	44.413	1:26.838	206.5	9:26.969	4	3:02.058 P	40.890	43.246	1:37.922	195.2	9:43.630
5	26:54.045	24:07.269	1:22.596	1:24.180	56.1	36:21.014	5	26:40.850	23:54.917	1:22.148	1:23.785	54.9	36:24.480
6	3:15.819	1:07.867	1:08.867	59.085	69.5	39:36.833	6	3:14.447	1:08.658	1:07.983	57.806	83.4	39:38.927
7	2:09.217	41.256	43.473	44.488	211.3	41:46.050	7	2:10.577	41.296	43.184	46.097	192.5	41:49.504
8	2:22.119	41.064	43.979	57.076	212.5	44:08.169	8	2:25.187	41.125	44.997	59.065	200.0	44:14.691
9	4:06.024	1:09.786	1:34.512	1:21.726	108.3	48:14.193	9	4:07.136	1:09.070	1:34.278	1:23.788	109.6	48:21.827
10	2:50.361	51.083	49.627	1:09.651	140.0	51:04.554	10	2:44.582	51.431	46.236	1:06.915	121.8	51:06.409
11	2:10.384	42.627	43.445	44.312	204.5	53:14.938	11	2:12.205	44.092	43.858	44.255	189.1	53:18.614

80 Sebastien Montagne CATERHAM 420 R **87** Yann Gasparini CATERHAM 420 R
 A ST ELOI B ST ELOI


Lap D	Time	Sector 1	Sector 2	Sector 3	T. Spd	Elapsed	Lap D	Time	Sector 1	Sector 2	Sector 3	T. Spd	Elapsed
1	2:25.641	56.146	44.941	44.554	160.0	2:25.641	1	2:31.377	1:00.047	45.553	45.777	156.9	2:31.377
2	2:08.031	41.223	43.194	43.614	209.3	4:33.672	2	2:13.052	41.966	44.598	46.488	179.4	4:44.429
3	2:08.109	40.940	43.247	43.922	210.5	6:41.781	3	2:12.807	42.431	43.961	46.415	187.5	6:57.236
4	3:03.810 P	41.037	43.170	1:39.603	205.3	9:45.591	4	3:38.377 P	43.132	46.401	2:08.844	178.5	10:35.613
5	26:39.312	23:53.490	1:22.188	1:23.634	56.3	36:24.903	5	26:01.719	23:17.987	1:21.807	1:21.925	60.5	36:37.332
6	3:14.566	1:08.935	1:07.657	57.974	80.9	39:39.469	6	3:10.439	1:06.950	1:07.093	56.396	125.2	39:47.771
7	2:09.391	41.177	43.160	45.054	203.3	41:48.860	7	2:12.212	41.324	44.227	46.661	188.1	41:59.983
8	2:24.710	41.116	44.646	58.948	201.1	44:13.570	8	2:24.530	41.624	48.120	54.786	197.0	44:24.513
9	4:07.222	1:08.750	1:34.645	1:23.827	113.8	48:20.792	9	4:05.055	1:07.480	1:33.792	1:23.783	132.8	48:29.568
10	2:45.358	50.378	47.238	1:07.742	133.6	51:06.150	10	2:38.450	51.379	45.542	1:01.529	125.1	51:08.018
11	2:09.790	42.782	43.659	43.349	203.3	53:15.940	11	2:14.252	45.316	44.215	44.721	187.5	53:22.270

81 François-Xavier Fleury CATERHAM 420 R **92** Olivier Loi CATERHAM 420 R
 A ST ELOI B ST ELOI

Lap D	Time	Sector 1	Sector 2	Sector 3	T. Spd	Elapsed	Lap D	Time	Sector 1	Sector 2	Sector 3	T. Spd	Elapsed
1	2:24.181	55.154	44.477	44.550	157.8	2:24.181	1	2:27.436	56.757	46.034	44.645	183.0	2:27.436
2	2:09.699	41.130	43.881	44.688	195.6	4:33.880	2	2:11.671	42.192	44.379	45.100	192.8	4:39.107
3	2:09.029	41.497	43.005	44.527	191.8	6:42.909	3	2:10.552	42.469	43.799	44.284	198.8	6:49.659
4	3:08.310 P	41.787	42.672	1:43.851	178.5	9:51.219	4	3:08.310 P	41.690	17:16.122		192.5	

98 Olivier Guerin CATERHAM 420 R
 A CCF

Lap D	Time	Sector 1	Sector 2	Sector 3	T. Spd	Elapsed
1	2:22.536	54.144	43.717	44.675	170.6	2:22.536
2	2:09.549	41.311	43.777	44.461	206.1	4:32.085
3	2:09.107	41.524	43.333	44.250	209.3	6:41.192
4	2:59.769 P	41.181	42.828	1:35.760	197.0	9:40.961



Autodromo Nazionale Monza

Caterham Cup 420R

Race - 2

Lap Analysis



211

Arnaud Trotin


CATERHAM 420 R

A

ROSSELSP

Lap	D	Time	Sector 1	Sector 2	Sector 3	T. Spd	Elapsed
1		2:26.709	56.350	46.220	44.139	181.5	2:26.709
2		2:08.243	41.320	43.177	43.746	216.8	4:34.952
3		2:07.997	41.282	42.861	43.854	205.3	6:42.949
4		3:06.573 P	41.094	43.082	1:42.397	208.4	9:49.522
5		26:37.529	23:52.651	1:21.476	1:23.402	50.8	36:27.051
6		3:12.957	1:08.671	1:08.198	56.088	78.1	39:40.008
7		2:09.589	41.886	42.765	44.938	184.9	41:49.597
8		2:24.379	40.982	44.422	58.975	209.7	44:13.976
9		4:07.804	1:09.074	1:34.638	1:24.092	109.3	48:21.780
10		2:44.520	50.506	46.567	1:07.447	120.0	51:06.300
11		2:10.329	42.733	43.587	44.009	206.5	53:16.629





Autodromo Nazionale Monza

Caterham Cup 420R

Race - 2

Analysis by Lap



Num	Lap Time	Gap
Lap 1		
1	2:15.796	
9	2:15.973	00.177
23	2:16.264	00.468
20	2:16.616	00.820
30	2:16.684	00.888
24	2:16.996	01.200
52	2:17.320	01.524
19	2:17.858	02.062
46	2:17.960	02.164
12	2:18.154	02.358
77	2:18.784	02.988
35	2:18.825	03.029
59	2:18.899	03.103
60	2:20.723	04.927
18	2:21.279	05.483
41	2:21.836	06.040
98	2:22.536	06.740
71	2:22.704	06.908
3	2:22.777	06.981
86	2:22.863	07.067
81	2:24.181	08.385
80	2:25.641	09.845
2	2:26.012	10.216
40	2:26.044	10.248
55	2:26.222	10.426
75	2:26.434	10.638
7	2:26.571	10.775
211	2:26.709	10.913
92	2:27.436	11.640
16	2:27.504	11.708
63	2:28.073	12.277
70	2:28.122	12.326
66	2:28.292	12.496
5	2:28.475	12.679
27	2:28.522	12.726
44	2:29.953	14.157
32	2:30.413	14.617
72	2:30.590	14.794
50	2:30.963	15.167
87	2:31.377	15.581
33	2:32.160	16.364
38	2:32.505	16.709
26	2:33.073	17.277
21	2:36.629	20.833
13	2:36.642	20.846
Num	Lap Time	Gap
Lap 2		
9	2:07.326	
1	2:07.555	00.052
23	2:07.738	00.703
30	2:07.437	00.822
52	2:06.865	00.886
20	2:07.822	01.139
24	2:07.914	01.611
19	2:07.307	01.866
12	2:07.130	01.985

Num	Lap Time	Gap
Lap 3		
1	2:07.065	
9	2:07.333	00.216
23	2:06.963	00.549
30	2:06.911	00.616
20	2:06.769	00.791
52	2:07.128	00.897
24	2:07.104	01.598
19	2:07.412	02.161
35	2:07.017	02.700
12	2:07.959	02.827
59	2:06.815	02.902
46	2:07.124	03.160
77	2:07.951	04.669
18	2:06.564	04.778
60	2:08.184	07.064
71	2:07.656	08.573
41	2:09.383	10.345
3	2:08.958	10.442
98	2:09.107	10.776

Num	Lap Time	Gap
Lap 4		
9	2:30.290	
1	2:32.622	02.116
30	2:33.681	03.791
23	2:36.349	06.392
20	2:37.442	07.727
52	2:39.088	09.479
24	2:40.769	11.861
19	2:41.535	13.190
59	2:42.404	14.800
35	2:44.719	16.913
12	2:47.527	19.848
18	2:48.328	22.600
46	2:51.238	23.892
77	2:51.884	26.047
60	2:52.330	28.888
71	2:53.879	31.946
3	2:53.769	33.705
41	2:55.987	35.826
98	2:59.769	40.039
86	3:02.058	42.708
80	3:03.810	44.669
40	3:04.533	46.873
211	3:06.573	48.600
81	3:08.310	50.297
75	3:06.276	52.215
2	3:09.345	55.070
7	3:10.170	56.779
16	3:11.724	58.461
70	3:12.268	1:00.545

Num	Lap Time	Gap
Lap 5		
9	27:06.319	
1	27:06.767	02.564
30	27:05.656	03.128
23	27:04.913	04.986
20	27:03.977	05.385
52	27:02.846	06.006
24	27:01.665	07.207
19	27:01.223	08.094
59	27:00.784	09.265
35	27:00.195	10.789
18	26:55.748	12.029
46	26:54.999	12.572
77	26:54.045	13.773
60	26:52.000	14.569
71	26:49.319	14.946
3	26:48.113	15.499
41	26:46.950	16.457
86	26:40.850	17.239
80	26:39.312	17.662
40	26:38.777	19.331
211	26:37.529	19.810
81	26:36.374	20.352
75	26:35.256	21.152
16	26:29.603	21.745
70	26:28.397	22.623
63	26:27.713	25.106
44	26:16.004	26.166
5	26:14.903	26.985
72	26:13.337	28.024
27	26:10.920	29.256
87	26:01.719	30.091
33	25:59.241	31.003
38	25:54.824	33.186
21	25:45.746	34.507
13	25:38.817	36.066
50	26:11.495	36.818
Num	Lap Time	Gap
Lap 6		
9	3:24.290	
1	3:21.749	00.023
30	3:21.642	00.480

Num	Lap Time	Gap
Lap 7		
1	2:07.531	
30	2:07.244	00.170
9	2:08.082	00.528
19	2:07.209	01.604
24	2:07.866	01.974
59	2:07.246	02.004
35	2:08.160	03.363
23	2:10.957	04.259
18	2:08.850	05.122
77	2:09.217	06.965
71	2:08.878	07.438
46	2:09.749	07.453
60	2:09.787	08.182
3	2:10.009	09.100
41	2:09.736	09.154
80	2:09.391	09.775
40	2:09.288	09.784
86	2:10.577	10.419
211	2:09.589	10.512
75	2:10.074	11.877
81	2:11.869	13.175
16	2:11.160	13.323





Autodromo Nazionale Monza

Caterham Cup 420R

Race - 2

Analysis by Lap



Autodromo Nazionale Monza 5.793 m.

Num	Lap Time	Gap
70	2:10.613	13.387
44	2:10.583	15.809
63	2:12.155	17.305
72	2:12.837	20.170
27	2:12.953	20.630
87	2:12.212	20.898
5	2:13.749	20.922
33	2:12.238	21.804
21	2:13.518	25.438
38	2:15.113	26.015
52	2:35.430	28.892
50	2:14.605	29.066
13	2:15.439	29.828

Num Lap Time Gap

Lap 8

1	2:20.238	
30	2:20.845	00.777
9	2:21.311	01.601
19	2:21.923	03.289
24	2:21.739	03.475
59	2:22.860	04.626
35	2:22.099	05.224
23	2:22.548	06.569
18	2:22.743	07.627
46	2:20.669	07.884
77	2:22.119	08.846
71	2:22.005	09.205
60	2:22.286	10.230
3	2:22.726	11.588
40	2:23.638	13.184
41	2:24.899	13.815
80	2:24.710	14.247
211	2:24.379	14.653
86	2:25.187	15.368
75	2:24.165	15.804
81	2:22.907	15.844
70	2:23.104	16.253
16	2:24.435	17.520
44	2:23.891	19.462
63	2:25.292	22.359
27	2:23.751	24.143
72	2:24.665	24.597
87	2:24.530	25.190
5	2:25.407	26.091
33	2:25.629	27.195
21	2:23.863	29.063
38	2:24.554	30.331
50	2:22.024	30.852
13	2:21.879	31.469

Num Lap Time Gap

Lap 9

1	4:02.553	
30	4:03.126	01.350
9	4:04.354	03.402
19	4:03.749	04.485
24	4:04.291	05.213
59	4:04.447	06.520

Num	Lap Time	Gap
35	4:04.553	07.224
23	4:06.427	10.443
18	4:06.003	11.077
46	4:06.104	11.435
77	4:06.024	12.317
71	4:06.752	13.404
60	4:06.782	14.459
3	4:07.120	16.155
40	4:06.594	17.225
41	4:07.266	18.528
80	4:07.222	18.916
211	4:07.804	19.904
86	4:07.136	19.951
75	4:07.703	20.954
81	4:07.833	21.124
70	4:08.024	21.724
16	4:07.361	22.328
44	4:07.120	24.029
63	4:05.446	25.252
27	4:04.370	25.960
72	4:04.888	26.932
87	4:05.055	27.692
5	4:04.994	28.532
33	4:05.631	30.273
21	4:06.455	32.965
38	4:06.631	34.409
50	4:06.818	35.117
13	4:07.860	36.776

Num Lap Time Gap

Lap 10

1	2:59.859	
30	2:58.881	00.372
9	2:57.175	00.718
19	2:56.458	01.084
24	2:55.932	01.286
59	2:54.959	01.620
35	2:54.376	01.741
23	2:51.567	02.151
18	2:51.271	02.489
46	2:51.093	02.669
77	2:50.361	02.819
71	2:49.535	03.080
60	2:48.899	03.499
3	2:47.298	03.594
40	2:46.435	03.801
41	2:45.520	04.189
80	2:45.358	04.415
211	2:44.520	04.565
86	2:44.582	04.674
75	2:43.712	04.807
81	2:43.583	04.848
70	2:43.179	05.044
16	2:42.659	05.128
44	2:41.751	05.921
87	2:38.450	06.283
63	2:41.060	06.453
27	2:40.496	06.597

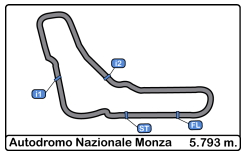
Num	Lap Time	Gap
72	2:39.787	06.860
5	2:38.401	07.074
33	2:37.201	07.615
50	2:32.432	07.690
21	2:35.002	08.108
38	2:34.018	08.568
13	2:32.182	09.099

Num Lap Time Gap

Lap 11

1	2:09.088	
19	2:08.967	00.963
24	2:08.926	01.124
30	2:09.926	01.210
9	2:09.883	01.513
59	2:09.040	01.572
23	2:09.147	02.210
35	2:09.736	02.389
18	2:09.551	02.952
46	2:10.252	03.833
71	2:10.026	04.018
77	2:10.384	04.115
60	2:10.506	04.917
40	2:10.232	04.945
3	2:10.476	04.982
80	2:09.790	05.117
211	2:10.329	05.806
41	2:12.002	07.103
75	2:11.529	07.248
70	2:11.606	07.562
86	2:12.205	07.791
16	2:12.105	08.145
44	2:12.424	09.257
81	2:13.508	09.268
63	2:12.141	09.506
27	2:12.151	09.660
5	2:12.012	09.998
72	2:13.185	10.957
87	2:14.252	11.447
33	2:13.620	12.147
50	2:15.542	14.144
21	2:15.928	14.948
38	2:16.190	15.670
13	2:18.189	18.200





Autodromo Nazionale Monza

Caterham Cup 420R


Race - 2

Best Sectors Results



Sector - 1			Sector - 2			Sector - 3			Ideal Lap vs Best Lap						
Clas	Nº	Driver	Time	Nº	Driver	Time	Nº	Driver	Time	Clas	Nº	Driver	Ideal Lap	Best Lap	Clas
1	19	Jeremy Azar	40.166	59	Tristan Clay	42.210	59	Tristan Clay	43.147	1	59	Tristan Clay	2:05.899	2:06.815	3
2	40	Franck Labescat	40.240	35	Bastien Gassin	42.253	52	David Leguem	43.280	2	19	Jeremy Azar	2:06.015	2:07.209	12
3	24	Bruno Noregral	40.410	19	Jeremy Azar	42.399	20	Franck Chahinian	43.298	3	35	Bastien Gassin	2:06.129	2:07.017	7
4	18	Jean-Michel Dallois	40.410	1	Mathys Jaubert	42.463	35	Bastien Gassin	43.348	4	24	Bruno Noregral	2:06.274	2:07.104	9
5	23	Pascal Wehrlen	40.468	75	Alexandre Pinto	42.466	80	Sebastien Montagne	43.349	5	18	Jean-Michel Dallois	2:06.462	2:06.564	1
6	46	Olivier Forzano	40.491	18	Jean-Michel Dallois	42.468	24	Bruno Noregral	43.372	6	52	David Leguem	2:06.709	2:06.865	4
7	35	Bastien Gassin	40.528	24	Bruno Noregral	42.492	19	Jeremy Azar	43.450	7	40	Franck Labescat	2:06.713	2:08.481	19
8	59	Tristan Clay	40.542	52	David Leguem	42.576	30	Gary Gachnang	43.487	8	1	Mathys Jaubert	2:06.717	2:07.065	8
9	3	Pierre-Emmanuel Dallois	40.588	30	Gary Gachnang	42.603	1	Mathys Jaubert	43.488	9	23	Pascal Wehrlen	2:06.734	2:06.963	6
10	77	Arnaud Mignatelli	40.633	3	Pierre-Emmanuel Dallois	42.610	12	Arnaud Griffon	43.519	10	20	Franck Chahinian	2:06.769	2:06.769	2
11	44	Alain Girardot	40.670	9	Henri Bizet	42.636	9	Henri Bizet	43.577	11	30	Gary Gachnang	2:06.872	2:06.911	5
12	71	Laurent Bouterin	40.762	23	Pascal Wehrlen	42.655	18	Jean-Michel Dallois	43.584	12	12	Arnaud Griffon	2:07.030	2:07.130	11
13	1	Mathys Jaubert	40.766	81	François-Xavier Fleury	42.672	23	Pascal Wehrlen	43.611	13	9	Henri Bizet	2:07.091	2:07.326	13
14	60	Francis Chatelain	40.767	20	Franck Chahinian	42.688	40	Franck Labescat	43.688	14	46	Olivier Forzano	2:07.102	2:07.124	10
15	30	Gary Gachnang	40.782	12	Arnaud Griffon	42.713	211	Arnaud Trotin	43.746	15	3	Pierre-Emmanuel Dallois	2:07.121	2:08.958	22
16	20	Franck Chahinian	40.783	7	Henri Charpentier	42.759	46	Olivier Forzano	43.767	16	77	Arnaud Mignatelli	2:07.339	2:07.951	15
17	12	Arnaud Griffon	40.798	211	Arnaud Trotin	42.765	77	Arnaud Mignatelli	43.815	17	71	Laurent Bouterin	2:07.440	2:07.656	14
18	41	Pascal Meignan	40.823	71	Laurent Bouterin	42.769	16	Harold Huot	43.824	18	80	Sebastien Montagne	2:07.449	2:08.031	17
19	52	David Leguem	40.853	40	Franck Labescat	42.785	7	Henri Charpentier	43.831	19	211	Arnaud Trotin	2:07.493	2:07.997	16
20	9	Henri Bizet	40.878	70	Thomas Bouterin	42.815	71	Laurent Bouterin	43.909	20	75	Alexandre Pinto	2:07.716	2:08.579	20
21	86	Ugo Leboucher	40.890	98	Olivier Guerin	42.828	3	Pierre-Emmanuel Dallois	43.923	21	7	Henri Charpentier	2:07.813	2:09.282	27
22	80	Sebastien Montagne	40.940	46	Olivier Forzano	42.844	86	Ugo Leboucher	44.008	22	60	Francis Chatelain	2:07.858	2:08.184	18
23	21	Arnaud Trotin	40.982	77	Arnaud Mignatelli	42.891	41	Pascal Meignan	44.051	23	41	Pascal Meignan	2:07.935	2:09.383	28
24	2	Hervé Cordel	40.986	60	Francis Chatelain	42.988	75	Alexandre Pinto	44.064	24	16	Harold Huot	2:08.052	2:09.132	25
25	32	Jean-Pierre Mignatelli	41.004	16	Harold Huot	43.004	60	Francis Chatelain	44.103	25	86	Ugo Leboucher	2:08.082	2:09.274	26
26	27	Harald Mag	41.014	41	Pascal Meignan	43.061	32	Jean-Pierre Mignatelli	44.123	26	98	Olivier Guerin	2:08.259	2:09.107	24
27	72	Nicolas Cottancin	41.120	2	Hervé Cordel	43.159	44	Alain Girardot	44.161	27	70	Thomas Bouterin	2:08.301	2:10.366	31
28	81	François-Xavier Fleury	41.130	80	Sebastien Montagne	43.160	66	Pierre Andre Nicolas	44.165	28	81	François-Xavier Fleury	2:08.329	2:09.029	23
29	98	Olivier Guerin	41.181	86	Ugo Leboucher	43.184	98	Olivier Guerin	44.250	29	44	Alain Girardot	2:08.647	2:10.278	29
30	70	Thomas Bouterin	41.181	72	Nicolas Cottancin	43.366	92	Olivier Loi	44.284	30	2	Hervé Cordel	2:08.847	2:08.881	21
31	75	Alexandre Pinto	41.186	63	Frédéric Allaire	43.552	70	Thomas Bouterin	44.305	31	72	Nicolas Cottancin	2:09.320	2:10.329	30
32	33	François Clement Delaisse	41.214	66	Pierre Andre Nicolas	43.727	5	Pierre-Jean Reypin	44.314	32	27	Harald Mag	2:09.332	2:10.792	36
33	7	Henri Charpentier	41.223	5	Pierre-Jean Reypin	43.780	27	Harald Mag	44.361	33	5	Pierre-Jean Reypin	2:09.605	2:11.086	38
34	16	Harold Huot	41.224	92	Olivier Loi	43.799	81	François-Xavier Fleury	44.527	34	66	Pierre Andre Nicolas	2:09.631	2:10.563	34
35	87	Yann Gasparini	41.324	44	Alain Girardot	43.816	63	Frédéric Allaire	44.576	35	32	Jean-Pierre Mignatelli	2:09.647	2:10.786	35
36	55	Bertrand Semaille	41.332	33	François Clement Delaisse	43.913	2	Hervé Cordel	44.702	36	63	Frédéric Allaire	2:09.730	2:10.417	32
37	5	Pierre-Jean Reypin	41.511	27	Harald Mag	43.957	87	Yann Gasparini	44.721	37	92	Olivier Loi	2:09.773	2:10.552	33
38	26	Gilles Charpentier	41.578	87	Yann Gasparini	43.961	72	Nicolas Cottancin	44.834	38	87	Yann Gasparini	2:10.006	2:12.212	40
39	63	Frédéric Allaire	41.602	26	Gilles Charpentier	44.227	33	François Clement Delaisse	44.974	39	33	François Clement Delaisse	2:10.101	2:12.238	41
40	92	Olivier Loi	41.690	50	Michel Morey	44.291	38	Claude Boueix	44.986	40	55	Bertrand Semaille	2:10.855	2:10.942	37
41	66	Pierre Andre Nicolas	41.739	55	Bertrand Semaille	44.412	55	Bertrand Semaille	45.111	41	26	Gilles Charpentier	2:11.413	2:11.508	39
42	38	Claude Boueix	41.985	32	Jean-Pierre Mignatelli	44.520	26	Gilles Charpentier	45.608	42	38	Claude Boueix	2:11.530	2:12.636	42
43	50	Michel Morey	42.025	38	Claude Boueix	44.559	50	Michel Morey	45.977	43	50	Michel Morey	2:12.293	2:12.827	43
44	13	Eric Pinson	42.148	21	Sylvio Bossi	44.723	21	Sylvio Bossi	46.070	44	21	Sylvio Bossi	2:13.086	2:13.518	44
45	21	Sylvio Bossi	42.293	13	Eric Pinson	44.916	13	Eric Pinson	46.511	45	13	Eric Pinson	2:13.575	2:14.085	45





Autodromo Nazionale Monza


Caterham Cup 420R

Race - 2

Leader Sequence



N°	Driver	Nat	Team	Nat	Vehicle	Cat	Clas	Start Lap	End Lap	Laps	Total Laps
1	Mathys Jaubert		PALM		CATERHAM 420 R	A		1	1	1	1
9	Henri Bizet		PALM		CATERHAM 420 R	A		2	2	1	1
1	Mathys Jaubert		PALM		CATERHAM 420 R	A		3	3	1	2
9	Henri Bizet		PALM		CATERHAM 420 R	A		4	6	3	4
1	Mathys Jaubert		PALM		CATERHAM 420 R	A		7	11	5	7



Autodromo Nazionale Monza

Caterham Cup 420R

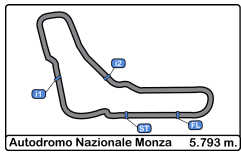
Race - 2

Best 5 Lap Times



Cls	N°	Driver	Nat	Team	Nat	Vehicle	Cat	Cls	Best 1		Best 2		Best 3		Best 4		Best 5	
									Time	Lap	Time	Lap	Time	Lap	Time	Lap	Time	Lap
1	18	Jean-Michel Dallois	FRA	IND	FRA	CATERHAM 420	A	1	2:06.564	3	2:07.351	2	2:08.850	7	2:09.551	11	2:21.279	1
2	20	Franck Chahinian	FRA	CCF	FRA	CATERHAM 420	A	2	2:06.769	3	2:07.822	2	2:16.616	1	3:19.828	6	27:03.97	5
3	59	Tristan Clay	FRA	CCF	FRA	CATERHAM 420	A	3	2:06.815	3	2:07.246	7	2:07.604	2	2:09.040	11	2:18.899	1
4	52	David Leguem	FRA	ST ELOI	FRA	CATERHAM 420	A	4	2:06.865	2	2:07.128	3	2:17.320	1	2:35.430	7	3:19.300	6
5	30	Gary Gachnang	FRA	PALM	FRA	CATERHAM 420	A	5	2:06.911	3	2:07.244	7	2:07.437	2	2:09.926	11	2:16.684	1
6	23	Pascal Wehrlen	FRA	PALM	FRA	CATERHAM 420	B	1	2:06.963	3	2:07.738	2	2:09.147	11	2:10.957	7	2:16.264	1
7	35	Bastien Gassin	FRA	ST ELOI	FRA	CATERHAM 420	A	6	2:07.017	3	2:07.274	2	2:08.160	7	2:09.736	11	2:18.825	1
8	1	Mathys Jaubert	FRA	PALM	FRA	CATERHAM 420	A	7	2:07.065	3	2:07.531	7	2:07.555	2	2:09.088	11	2:15.796	1
9	24	Bruno Noregral	FRA	PALM	FRA	CATERHAM 420	A	8	2:07.104	3	2:07.866	7	2:07.914	2	2:08.926	11	2:16.996	1
10	46	Olivier Forzano	FRA	PALM	FRA	CATERHAM 420	A	9	2:07.124	3	2:08.492	2	2:09.749	7	2:10.252	11	2:17.960	1
11	12	Arnaud Griffon	FRA	CCF	FRA	CATERHAM 420	A	10	2:07.130	2	2:07.959	3	2:18.154	1				
12	19	Jeremy Azar	FRA	ROSSELSP	FRA	CATERHAM 420	A	11	2:07.209	7	2:07.307	2	2:07.412	3	2:08.967	11	2:17.858	1
13	9	Henri Bizet	FRA	PALM	FRA	CATERHAM 420	A	12	2:07.326	2	2:07.333	3	2:08.082	7	2:09.883	11	2:15.973	1
14	71	Laurent Bouterin	FRA	IND	FRA	CATERHAM 420	A	13	2:07.656	3	2:08.629	2	2:08.878	7	2:10.026	11	2:22.005	8
15	77	Arnaud Mignatelli	FRA	CCF	FRA	CATERHAM 420	A	14	2:07.951	3	2:08.350	2	2:09.217	7	2:10.384	11	2:18.784	1
16	211	Arnaud Trotin	FRA	ROSSELSP	FRA	CATERHAM 420	A	15	2:07.997	3	2:08.243	2	2:09.589	7	2:10.329	11	2:24.379	8
17	80	Sebastien Montagne	FRA	ST ELOI	FRA	CATERHAM 420	A	16	2:08.031	2	2:08.109	3	2:09.391	7	2:09.790	11	2:24.710	8
18	60	Francis Chatelain	FRA	PALM	FRA	CATERHAM 420	B	2	2:08.184	3	2:08.573	2	2:09.787	7	2:10.506	11	2:20.723	1
19	40	Franck Labescat	FRA	CCF	FRA	CATERHAM 420	A	17	2:08.481	3	2:08.737	2	2:09.288	7	2:10.232	11	2:23.638	8
20	75	Alexandre Pinto	FRA	ST ELOI	FRA	CATERHAM 420	A	18	2:08.579	3	2:10.074	7	2:11.529	11	2:11.848	2	2:24.165	8
21	2	Hervé Cordel	FRA	CCF	FRA	CATERHAM 420	B	3	2:08.881	3	2:11.754	2	2:26.012	1				
22	3	Pierre-Emmanuel Dallois	FRA	IND	FRA	CATERHAM 420	A	19	2:08.958	3	2:09.123	2	2:10.009	7	2:10.476	11	2:22.726	8
23	81	François-Xavier Fleury	FRA	ST ELOI	FRA	CATERHAM 420	A	20	2:09.029	3	2:09.699	2	2:11.869	7	2:13.508	11	2:22.907	8
24	98	Olivier Guerin	FRA	CCF	FRA	CATERHAM 420	A	21	2:09.107	3	2:09.549	2	2:22.536	1				
25	16	Harold Huot	FRA	ROSSELSP	FRA	CATERHAM 420	A	22	2:09.132	3	2:11.023	2	2:11.160	7	2:12.105	11	2:24.435	8
26	86	Ugo Leboucher	FRA	ST ELOI	FRA	CATERHAM 420	A	23	2:09.274	3	2:09.435	2	2:10.577	7	2:12.205	11	2:22.863	1
27	7	Henri Charpentier	FRA	CCF	FRA	CATERHAM 420	A	24	2:09.282	3	2:11.678	2	2:26.571	1				
28	41	Pascal Meignan	FRA	ST ELOI	FRA	CATERHAM 420	B	4	2:09.383	3	2:09.542	2	2:09.736	7	2:12.002	11	2:21.836	1
29	44	Alain Girardot	FRA	CCF	FRA	CATERHAM 420	B	5	2:10.278	3	2:10.583	7	2:11.564	2	2:12.424	11	2:23.891	8
30	72	Nicolas Cottancin	FRA	CCF	FRA	CATERHAM 420	A	25	2:10.329	3	2:12.184	2	2:12.837	7	2:13.185	11	2:24.665	8
31	70	Thomas Bouterin	FRA	IND	FRA	CATERHAM 420	A	26	2:10.366	3	2:10.613	7	2:10.711	2	2:11.606	11	2:23.104	8
32	63	Frédéric Allaire	FRA	ST ELOI	FRA	CATERHAM 420	A	27	2:10.417	3	2:10.712	2	2:12.141	11	2:12.155	7	2:25.292	8
33	92	Olivier Loi	FRA	ST ELOI	FRA	CATERHAM 420	B	6	2:10.552	3	2:11.671	2	2:27.436	1				
34	66	Pierre Andre Nicolas	FRA	PALM	FRA	CATERHAM 420	A	28	2:10.563	2	2:10.905	3	2:28.292	1				
35	32	Jean-Pierre Mignatelli	FRA	CCF	FRA	CATERHAM 420	B	7	2:10.786	2	2:11.401	3	2:30.413	1				
36	27	Harald Mag	FRA	CCF	FRA	CATERHAM 420	A	29	2:10.792	3	2:12.151	11	2:12.297	2	2:12.953	7	2:23.751	8
37	55	Bertrand Semaille	FRA	PALM	FRA	CATERHAM 420	A	30	2:10.942	3	2:12.017	2	2:26.222	1				
38	5	Pierre-Jean Reypin	FRA	ROSSELSP	FRA	CATERHAM 420	A	31	2:11.086	3	2:12.012	11	2:12.136	2	2:13.749	7	2:25.407	8
39	26	Gilles Charpentier	FRA	CCF	FRA	CATERHAM 420	B	8	2:11.508	3	2:13.616	2	2:33.073	1				
40	87	Yann Gasparini	FRA	ST ELOI	FRA	CATERHAM 420	B	9	2:12.212	7	2:12.807	3	2:13.052	2	2:14.252	11	2:24.530	8
41	33	François Clement Delaisse	FRA	CCF	FRA	CATERHAM 420	A	32	2:12.238	7	2:12.412	2	2:12.872	3	2:13.620	11	2:25.629	8
42	38	Claude Boueix	FRA	DOG RACING	FRA	CATERHAM 420	B	10	2:12.636	3	2:12.933	2	2:15.113	7	2:16.190	11	2:24.554	8
43	50	Michel Morey	FRA	CCF	FRA	CATERHAM 420	B	11	2:12.827	3	2:13.249	2	2:14.605	7	2:15.542	11	2:22.024	8
44	21	Sylvio Bossi	FRA	CCF	FRA	CATERHAM 420	B	12	2:13.518	7	2:14.833	3	2:15.582	2	2:15.928	11	2:23.863	8
45	13	Eric Pinson	FRA	ST ELOI	FRA	CATERHAM 420	A	33	2:14.085	3	2:15.439	7	2:17.749	2	2:18.189	11	2:21.879	8





Autodromo Nazionale Monza

Caterham Cup 420R

Race - 2

Best 5 Top Speeds



Cls	N°	Driver	Nat	Team	Nat	Vehicle	Cat	Cls	Top 1		Top 2		Top 3		Top 4		Top 5		Avg
									Km/h	Lap	Km/h	Lap	Km/h	Lap	Km/h	Lap	Km/h	Lap	
1	211	Arnaud Trotin	FRA	ROSSELSP	FRA	CATERHAM 420	A	1	216.8	2	209.7	8	208.4	4	206.5	11	205.3	3	209.3
2	35	Bastien Gassin	FRA	ST ELOI	FRA	CATERHAM 420	A	2	216.0	4	213.0	3	211.3	11	210.5	8	208.8	2	211.9
3	24	Bruno Noregral	FRA	PALM	FRA	CATERHAM 420	A	3	215.5	4	215.1	8	214.7	2	214.2	3	213.8	11	214.7
4	46	Olivier Forzano	FRA	PALM	FRA	CATERHAM 420	A	4	215.5	4	214.7	3	213.4	8	212.5	7	211.3	2	213.5
5	60	Francis Chatelain	FRA	PALM	FRA	CATERHAM 420	B	1	215.5	2	215.5	3	214.7	4	212.5	8	209.7	7	213.6
6	1	Mathys Jaubert	FRA	PALM	FRA	CATERHAM 420	A	5	214.7	7	214.2	2	212.1	3	208.0	8	206.8	4	211.2
7	23	Pascal Wehrlen	FRA	PALM	FRA	CATERHAM 420	B	2	214.7	8	211.7	11	210.1	4	209.3	7	207.2	3	210.6
8	30	Gary Gachnang	FRA	PALM	FRA	CATERHAM 420	A	6	214.2	2	213.0	8	211.7	3	210.5	4	209.7	11	211.8
9	20	Franck Chahinian	FRA	CCF	FRA	CATERHAM 420	A	7	213.8	4	209.7	3	208.8	2	204.1	7	183.6	1	204.0
10	3	Pierre-Emmanuel Dallois	FRA	IND	FRA	CATERHAM 420	A	8	213.4	8	213.4	11	212.1	4	209.3	7	202.2	2	210.1
11	19	Jeremy Azar	FRA	ROSSELSP	FRA	CATERHAM 420	A	9	213.0	4	210.5	3	210.5	7	210.5	8	209.7	11	210.8
12	77	Arnaud Mignatelli	FRA	CCF	FRA	CATERHAM 420	A	10	212.5	8	211.3	3	211.3	7	207.2	2	206.5	4	209.8
13	18	Jean-Michel Dallois	FRA	IND	FRA	CATERHAM 420	A	11	212.1	4	211.7	3	209.7	8	206.5	11	202.2	2	208.4
14	52	David Leguem	FRA	ST ELOI	FRA	CATERHAM 420	A	12	212.1	2	208.4	4	207.2	7	201.8	3	177.0	1	201.3
15	55	Bertrand Semaille	FRA	PALM	FRA	CATERHAM 420	A	13	212.1	3	210.1	4	192.5	2	167.7	1			195.6
16	40	Franck Labescat	FRA	CCF	FRA	CATERHAM 420	A	14	211.7	3	210.9	8	206.5	11	201.1	2	200.7	7	206.2
17	2	Hervé Cordel	FRA	CCF	FRA	CATERHAM 420	B	3	211.3	3	207.2	4	205.3	2	155.3	1			194.8
18	9	Henri Bizet	FRA	PALM	FRA	CATERHAM 420	A	15	210.9	2	210.5	4	206.1	7	204.1	3	201.8	8	206.7
19	44	Alain Girardot	FRA	CCF	FRA	CATERHAM 420	B	4	210.5	4	210.5	8	201.8	2	201.4	3	193.8	11	203.6
20	80	Sebastien Montagne	FRA	ST ELOI	FRA	CATERHAM 420	A	16	210.5	3	209.3	2	205.3	4	203.3	7	203.3	11	206.3
21	70	Thomas Bouterin	FRA	IND	FRA	CATERHAM 420	A	17	210.1	4	209.7	8	198.8	11	197.4	2	194.9	7	202.2
22	41	Pascal Meignan	FRA	ST ELOI	FRA	CATERHAM 420	B	5	209.7	8	209.3	2	202.6	11	200.0	7	195.6	3	203.4
23	59	Tristan Clay	FRA	CCF	FRA	CATERHAM 420	A	18	209.7	3	206.8	4	203.7	11	201.4	7	197.8	2	203.9
24	98	Olivier Guerin	FRA	CCF	FRA	CATERHAM 420	A	19	209.3	3	206.1	2	197.0	4	170.6	1			195.7
25	16	Harold Huot	FRA	ROSSELSP	FRA	CATERHAM 420	A	20	208.8	4	204.9	2	201.8	7	201.1	3	199.6	8	203.2
26	7	Henri Charpentier	FRA	CCF	FRA	CATERHAM 420	A	21	208.0	4	200.0	2	198.5	3	172.8	1			194.8
27	63	Frédéric Allaire	FRA	ST ELOI	FRA	CATERHAM 420	A	22	208.0	4	203.0	8	198.5	2	194.5	11	193.8	3	199.6
28	75	Alexandre Pinto	FRA	ST ELOI	FRA	CATERHAM 420	A	23	207.6	8	207.2	3	198.5	4	197.8	2	194.5	11	201.1
29	50	Michel Morey	FRA	CCF	FRA	CATERHAM 420	B	6	206.8	8	199.6	3	190.4	7	185.5	2	184.9	4	193.5
30	81	François-Xavier Fleury	FRA	ST ELOI	FRA	CATERHAM 420	A	24	206.8	8	195.6	2	191.8	3	191.4	7	187.1	11	194.6
31	32	Jean-Pierre Mignatelli	FRA	CCF	FRA	CATERHAM 420	B	7	205.7	2	205.7	4	200.7	3	168.7	1			195.2
32	71	Laurent Bouterin	FRA	IND	FRA	CATERHAM 420	A	25	205.7	8	205.3	2	204.5	4	203.0	7	199.2	11	203.5
33	5	Pierre-Jean Reypin	FRA	ROSSELSP	FRA	CATERHAM 420	A	26	204.9	3	201.4	8	195.2	4	194.9	2	188.4	11	197.0
34	27	Harald Mag	FRA	CCF	FRA	CATERHAM 420	A	27	204.9	4	203.3	3	200.7	8	194.5	2	186.8	11	198.1
35	72	Nicolas Cottancin	FRA	CCF	FRA	CATERHAM 420	A	28	204.1	4	204.1	8	196.3	2	196.0	7	194.9	3	199.1
36	13	Eric Pinson	FRA	ST ELOI	FRA	CATERHAM 420	A	29	203.7	8	202.2	4	197.4	3	196.0	7	182.4	2	196.3
37	66	Pierre Andre Nicolas	FRA	PALM	FRA	CATERHAM 420	A	30	203.3	4	195.6	2	194.5	3	159.0	1			188.1
38	12	Arnaud Griffon	FRA	CCF	FRA	CATERHAM 420	A	31	203.0	2	199.6	3	199.2	4	176.7	1			194.6
39	86	Ugo Leboucher	FRA	ST ELOI	FRA	CATERHAM 420	A	32	200.0	8	195.2	4	192.5	7	189.4	3	189.1	11	193.2
40	92	Olivier Loi	FRA	ST ELOI	FRA	CATERHAM 420	B	8	198.8	3	192.8	2	192.5	4	183.0	1			191.8
41	87	Yann Gasparini	FRA	ST ELOI	FRA	CATERHAM 420	B	9	197.0	8	188.1	7	187.5	3	187.5	11	179.4	2	187.9
42	38	Claude Boueix	FRA	DOG RACING	FRA	CATERHAM 420	B	10	195.2	2	192.8	3	189.4	8	185.8	4	183.3	7	189.3
43	21	Sylvio Bossi	FRA	CCF	FRA	CATERHAM 420	B	11	193.8	4	185.5	8	182.1	7	180.9	3	170.3	2	182.5
44	26	Gilles Charpentier	FRA	CCF	FRA	CATERHAM 420	B	12	193.8	2	185.5	3	166.6	4	130.5	1			169.1
45	33	François Clement Delaïsse	FRA	CCF	FRA	CATERHAM 420	A	33	185.8	8	178.5	2	177.6	3	174.7	11	173.9	7	178.1





Autodromo Nazionale Monza

Caterham Cup 420R

Race - 2

Fastest Laps Sequence



Lap	Time of Day	Session Time	N°	Driver	Nat	Team	Nat	Vehicle	Cat	Time	Km/h
2	17:55:44.648	4:23.648	9	Henri Bizet		PALM		CATERHAM 420	A	2:07.326	163.7
2	17:55:45.534	4:24.534	52	David Leguem		ST ELOI		CATERHAM 420	A	2:06.865	164.3
3	17:57:52.556	6:31.556	20	Franck Chahinian		CCF		CATERHAM 420	A	2:06.769	164.5
3	17:57:56.544	6:35.544	18	Jean-Michel Dallois		IND		CATERHAM 420	A	2:06.564	164.7



Autodromo Nazionale Monza

Caterham Cup 420R

Race - 2

Event Best Maximum Speed



N°	Driver	Nat	Team	Nat	Vehicle	Cat	Clas	Km/h	Session
211	Arnaud Trotin	FRA	ROSSELSP	FRA	CATERHAM 420	A	1	217.3	Free Practice - 1
29	Eric Moussier	FRA	CCF	FRA	CATERHAM 420	A	2	216.8	Free Practice - 1
20	Franck Chahinian	FRA	CCF	FRA	CATERHAM 420	A	3	216.8	Free Practice - 2
24	Bruno Noregral	FRA	PALM	FRA	CATERHAM 420	A	4	216.4	Free Practice - 1
27	Harald Mag	FRA	CCF	FRA	CATERHAM 420	A	5	216.4	Free Practice - 1
3	Pierre-Emmanuel Dallois	FRA	IND	FRA	CATERHAM 420	A	6	216.4	Free Practice - 1
51	Vincent Beltoise	FRA	CCF	FRA	CATERHAM 420	A	7	216.4	Free Practice - 2
30	Gary Gachnang	FRA	PALM	FRA	CATERHAM 420	A	8	216.4	Free Practice - 2
23	Pascal Wehrlen	FRA	PALM	FRA	CATERHAM 420	B	1	216.4	Free Practice - 2
77	Arnaud Mignatelli	FRA	CCF	FRA	CATERHAM 420	A	9	216.4	Free Practice - 2
1	Mathys Jaubert	FRA	PALM	FRA	CATERHAM 420	A	10	216.0	Free Practice - 1
46	Olivier Forzano	FRA	PALM	FRA	CATERHAM 420	A	11	216.0	Free Practice - 1
55	Bertrand Semaille	FRA	PALM	FRA	CATERHAM 420	A	12	216.0	Free Practice - 1
40	Franck Labescat	FRA	CCF	FRA	CATERHAM 420	A	13	216.0	Free Practice - 1
41	Pascal Meignan	FRA	ST ELOI	FRA	CATERHAM 420	B	2	216.0	Free Practice - 2
12	Arnaud Griffon	FRA	CCF	FRA	CATERHAM 420	A	14	216.0	Free Practice - 2
2	Hervé Cordel	FRA	CCF	FRA	CATERHAM 420	B	3	216.0	Free Practice - 2
7	Henri Charpentier	FRA	CCF	FRA	CATERHAM 420	A	15	216.0	Qualifying - 2
35	Bastien Gassin	FRA	ST ELOI	FRA	CATERHAM 420	A	16	216.0	Race - 2
5	Pierre-Jean Reyppin	FRA	ROSSELSP	FRA	CATERHAM 420	A	17	215.5	Free Practice - 1
18	Jean-Michel Dallois	FRA	IND	FRA	CATERHAM 420	A	18	215.5	Free Practice - 2
38	Claude Boueix	FRA	DOG RACING	FRA	CATERHAM 420	B	4	215.5	Free Practice - 2
80	Sebastien Montagne	FRA	ST ELOI	FRA	CATERHAM 420	A	19	215.5	Qualifying - 2
98	Olivier Guerin	FRA	CCF	FRA	CATERHAM 420	A	20	215.5	Qualifying - 2
60	Francis Chatelain	FRA	PALM	FRA	CATERHAM 420	B	5	215.5	Race - 2
19	Jeremy Azar	FRA	ROSSELSP	FRA	CATERHAM 420	A	21	215.1	Free Practice - 1
92	Olivier Loi	FRA	ST ELOI	FRA	CATERHAM 420	B	6	215.1	Free Practice - 2
9	Henri Bizet	FRA	PALM	FRA	CATERHAM 420	A	22	215.1	Free Practice - 2
44	Alain Girardot	FRA	CCF	FRA	CATERHAM 420	B	7	215.1	Free Practice - 2
59	Tristan Clay	FRA	CCF	FRA	CATERHAM 420	A	23	214.7	Free Practice - 1
33	François Clement Delaisse	FRA	CCF	FRA	CATERHAM 420	A	24	214.7	Free Practice - 2
63	Frédéric Allaire	FRA	ST ELOI	FRA	CATERHAM 420	A	25	214.2	Free Practice - 1
16	Harold Huot	FRA	ROSSELSP	FRA	CATERHAM 420	A	26	213.8	Free Practice - 2
21	Sylvio Bossi	FRA	CCF	FRA	CATERHAM 420	B	8	213.8	Free Practice - 2
71	Laurent Bouterin	FRA	IND	FRA	CATERHAM 420	A	27	213.8	Free Practice - 2
87	Yann Gasparini	FRA	ST ELOI	FRA	CATERHAM 420	B	9	213.4	Free Practice - 1
72	Nicolas Cottancin	FRA	CCF	FRA	CATERHAM 420	A	28	212.5	Free Practice - 1
26	Gilles Charpentier	FRA	CCF	FRA	CATERHAM 420	B	10	212.5	Free Practice - 2
52	David Leguem	FRA	ST ELOI	FRA	CATERHAM 420	A	29	212.5	Qualifying - 2
32	Jean-Pierre Mignatelli	FRA	CCF	FRA	CATERHAM 420	B	11	212.1	Free Practice - 1
86	Ugo Leboucher	FRA	ST ELOI	FRA	CATERHAM 420	A	30	212.1	Free Practice - 2
66	Pierre Andre Nicolas	FRA	PALM	FRA	CATERHAM 420	A	31	210.9	Free Practice - 1
70	Thomas Bouterin	FRA	IND	FRA	CATERHAM 420	A	32	210.1	Race - 2
81	François-Xavier Fleury	FRA	ST ELOI	FRA	CATERHAM 420	A	33	209.7	Free Practice - 1
13	Eric Pinson	FRA	ST ELOI	FRA	CATERHAM 420	A	34	209.7	Free Practice - 2
50	Michel Morey	FRA	CCF	FRA	CATERHAM 420	B	12	207.6	Free Practice - 2
75	Alexandre Pinto	FRA	ST ELOI	FRA	CATERHAM 420	A	35	207.6	Free Practice - 2
69	Philippe Quetaud	FRA	CCF	FRA	CATERHAM 420	A	36	205.3	Free Practice - 2





Autodromo Nazionale Monza

Caterham Cup 420R


Race - 2

Lap Chart



LAP

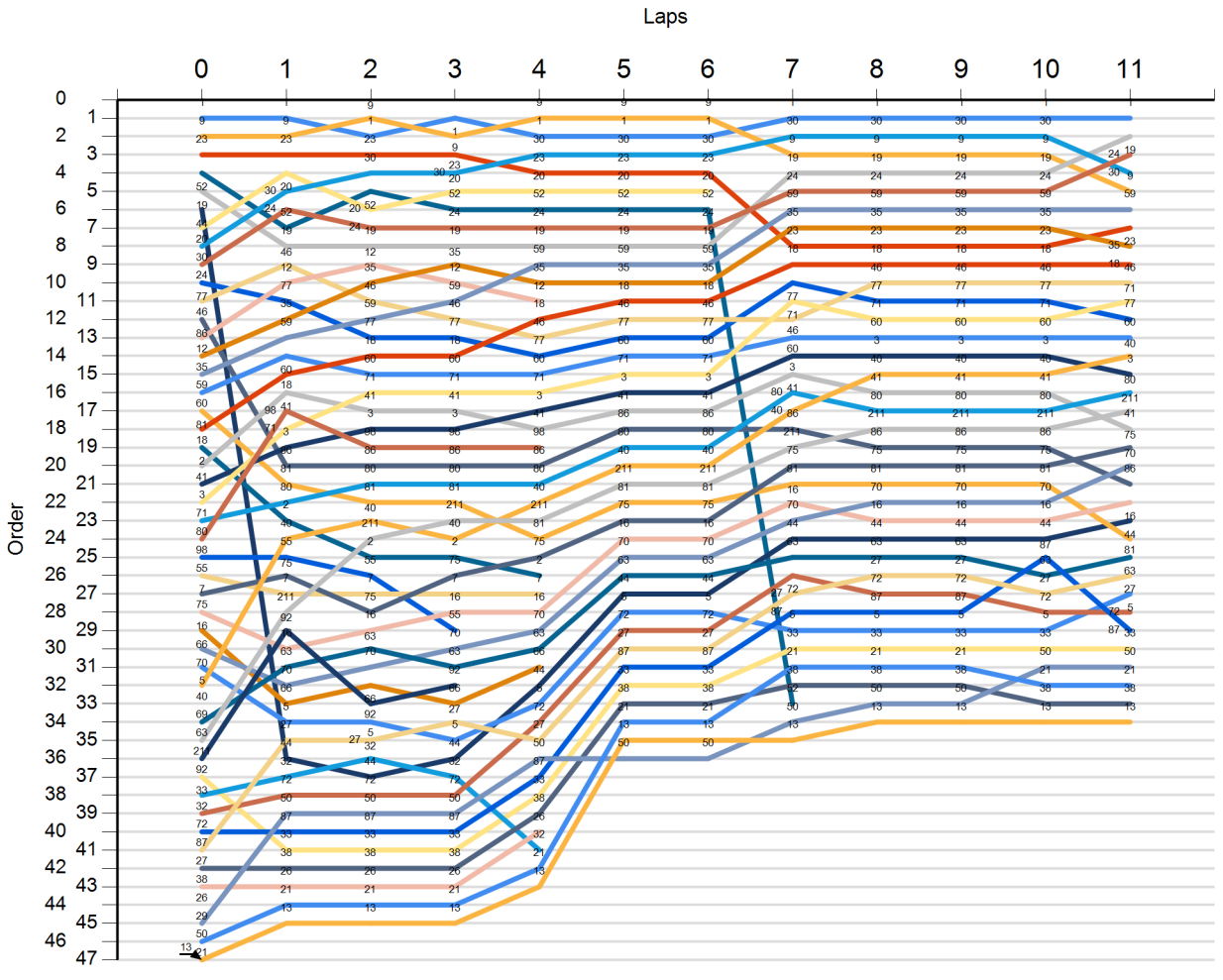
Nr	Pos	Grid	1	2	3	4	5	6	7	8	9	10	11
1	1	1	1	9	1	9	9	9	1	1	1	1	1
9	2	9	9	1	9	1	1	1	30	30	30	30	19
23	3	23	23	23	23	30	30	30	9	9	9	9	24
52	4	52	20	30	30	23	23	23	19	19	19	19	30
19	5	19	30	52	20	20	20	20	24	24	24	24	9
44	6	44	24	20	52	52	52	52	59	59	59	59	59
20	7	20	52	24	24	24	24	24	35	35	35	35	23
30	8	30	19	19	19	19	19	19	23	23	23	23	35
24	9	24	46	12	35	59	59	59	18	18	18	18	18
77	10	77	12	35	12	35	35	35	77	46	46	46	46
46	11	46	77	46	59	12	18	18	71	77	77	77	71
86	12	86	35	59	46	18	46	46	46	71	71	71	77
12	13	12	59	77	77	46	77	77	60	60	60	60	60
35	14	35	60	18	18	77	60	60	3	3	3	3	40
59	15	59	18	60	60	60	71	71	41	40	40	40	3
60	16	60	41	71	71	71	3	3	80	41	41	41	80
81	17	81	98	41	41	3	41	41	40	80	80	80	211
18	18	18	71	3	3	41	86	86	86	211	211	211	41
2	19	2	3	98	98	98	80	80	211	86	86	86	75
41	20	41	86	86	86	86	40	40	75	75	75	75	70
3	21	3	81	80	80	80	211	211	81	81	81	81	86
71	22	71	80	81	81	40	81	81	16	70	70	70	16
80	23	80	2	40	211	211	75	75	70	16	16	16	44
98	24	98	40	211	40	81	16	16	44	44	44	44	81
55	25	55	55	2	2	75	70	70	63	63	63	87	63
7	26	7	75	55	75	2	63	63	72	27	27	63	27
75	27	75	7	7	7	7	44	44	27	72	72	27	5
16	28	16	211	75	16	16	5	5	87	87	87	72	72
66	29	66	92	16	55	70	72	72	5	5	5	5	87
70	30	70	16	63	70	63	27	27	33	33	33	33	33
5	31	5	63	70	63	66	87	87	21	21	21	50	50
40	32	40	70	66	92	44	33	33	38	38	38	21	21
69	33	69	66	92	66	5	38	38	52	50	50	38	38
63	34	63	5	5	27	72	21	21	50	13	13	13	13
211	35	211	27	27	5	27	13	13	13				
92	36	92	44	32	44	50	50	50					
33	37	33	32	44	32	87							
32	38	32	72	72	72	33							
72	39	72	50	50	50	38							
87	40	87	87	87	87	26							
27	41	27	33	33	33	32							
38	42	38	38	38	38	21							
26	43	26	26	26	26	13							
29	44	29	21	21	21								
50	45	50	13	13	13								
21	46	21											
13	47	13											




Autodromo Nazionale Monza
Caterham Cup 420R
Race - 2
Graphic Lap Chart



- 1
- 9
- 23
- 52
- 19
- 44
- 20
- 30
- 24
- 77
- 46
- 86
- 12
- 35
- 59
- 60
- 81
- 18
- 2
- 41
- 3
- 71
- 80
- 98
- 55
- 7
- 75
- 16
- 66
- 70
- 5
- 40
- 69
- 63
- 211
- 92
- ...





Autodromo Nazionale Monza

Caterham Cup 420R

Race - 2

Pit Stop Analysis



Autodromo Nazionale Monza 5.793 m.

N°	In Day Time	Driver	Nat	Team	Nat	Vehicle	Cat	In Time	Stop N°	Pit Time	Handicap	Penalty
9	18:00:12.639	Henri Bizet	FRA	PALM	FRA	CATERHAM 420 R	A	8:51.289	1	23:00.792		
1	18:00:14.102	Mathys Jaubert	FRA	PALM	FRA	CATERHAM 420 R	A	8:52.752	1	23:04.539		
30	18:00:15.219	Gary Gachnang	FRA	PALM	FRA	CATERHAM 420 R	A	8:53.869	1	23:06.053		
23	18:00:17.206	Pascal Wehrlen	FRA	PALM	FRA	CATERHAM 420 R	B	8:55.856	1	23:05.995		
20	18:00:18.298	Franck Chahinian	FRA	CCF	FRA	CATERHAM 420 R	A	8:56.948	1	23:06.249		
52	18:00:20.107	David Leguem	FRA	ST ELOI	FRA	CATERHAM 420 R	A	8:58.757	1	23:05.565		
24	18:00:22.482	Bruno Noregral	FRA	PALM	FRA	CATERHAM 420 R	A	9:01.132	1	23:04.933		
19	18:00:24.537	Jeremy Azar	FRA	ROSSELS	FRA	CATERHAM 420 R	A	9:03.187	1	23:04.736		
59	18:00:26.048	Tristan Clay	FRA	CCF	FRA	CATERHAM 420 R	A	9:04.698	1	23:04.203		
35	18:00:28.784	Bastien Gassin	FRA	ST ELOI	FRA	CATERHAM 420 R	A	9:07.434	1	23:02.586		
18	18:00:32.314	Jean-Michel Dallois	FRA	IND	FRA	CATERHAM 420 R	A	9:10.964	1	23:01.453		
46	18:00:33.421	Olivier Forzano	FRA	PALM	FRA	CATERHAM 420 R	A	9:12.071	1	23:01.156		
77	18:00:35.962	Arnaud Mignatelli	FRA	CCF	FRA	CATERHAM 420 R	A	9:14.612	1	23:00.313		
60	18:00:38.756	Francis Chatelain	FRA	PALM	FRA	CATERHAM 420 R	B	9:17.406	1	22:58.656		
71	18:00:43.045	Laurent Bouterin	FRA	IND	FRA	CATERHAM 420 R	A	9:21.695	1	22:56.302		
3	18:00:44.934	Pierre-Emmanuel Dallois	FRA	IND	FRA	CATERHAM 420 R	A	9:23.584	1	22:56.204		
41	18:00:48.157	Pascal Meignan	FRA	ST ELOI	FRA	CATERHAM 420 R	B	9:26.807	1	22:53.626		
86	18:00:53.620	Ugo Leboucher	FRA	ST ELOI	FRA	CATERHAM 420 R	A	9:32.270	1	22:49.409		
80	18:00:55.542	Sebastien Montagne	FRA	ST ELOI	FRA	CATERHAM 420 R	A	9:34.192	1	22:48.092		
40	18:00:57.747	Franck Labescat	FRA	CCF	FRA	CATERHAM 420 R	A	9:36.397	1	22:47.235		
211	18:00:59.434	Arnaud Troitin	FRA	ROSSELS	FRA	CATERHAM 420 R	A	9:38.084	1	22:47.169		
81	18:01:01.151	François-Xavier Fleury	FRA	ST ELOI	FRA	CATERHAM 420 R	A	9:39.801	1	22:46.299		
75	18:01:03.093	Alexandre Pinto	FRA	ST ELOI	FRA	CATERHAM 420 R	A	9:41.743	1	22:45.281		
16	18:01:09.072	Harold Huot	FRA	ROSSELS	FRA	CATERHAM 420 R	A	9:47.722	1	22:40.459		
70	18:01:10.466	Thomas Bouterin	FRA	IND	FRA	CATERHAM 420 R	A	9:49.116	1	22:39.577		
63	18:01:12.649	Frédéric Allaire	FRA	ST ELOI	FRA	CATERHAM 420 R	A	9:51.299	1	22:38.958		
44	18:01:23.569	Alain Girardot	FRA	CCF	FRA	CATERHAM 420 R	B	10:02.219	1	22:29.743		
5	18:01:25.673	Pierre-Jean Reypin	FRA	ROSSELS	FRA	CATERHAM 420 R	A	10:04.323	1	22:28.351		
72	18:01:28.992	Nicolas Cottancin	FRA	CCF	FRA	CATERHAM 420 R	A	10:07.642	1	22:25.990		
27	18:01:32.086	Harald Mag	FRA	CCF	FRA	CATERHAM 420 R	A	10:10.736	1	22:24.304		
50	18:01:36.436	Michel Morey	FRA	CCF	FRA	CATERHAM 420 R	B	10:15.086	1	22:35.837		
87	18:01:39.755	Yann Gasparini	FRA	ST ELOI	FRA	CATERHAM 420 R	B	10:18.405	1	22:17.587		
33	18:01:42.204	François Clement Delaisse	FRA	CCF	FRA	CATERHAM 420 R	A	10:20.854	1	22:18.608		
38	18:01:46.724	Claude Boueix	FRA	DOG RACING	FRA	CATERHAM 420 R	B	10:25.374	1	22:15.125		
21	18:01:55.974	Sylvio Bossi	FRA	CCF	FRA	CATERHAM 420 R	B	10:34.624	1	22:08.669		
13	18:02:03.329	Eric Pinson	FRA	ST ELOI	FRA	CATERHAM 420 R	A	10:41.979	1	22:07.654		



YOKOHAMA

MOTUL

GT2i

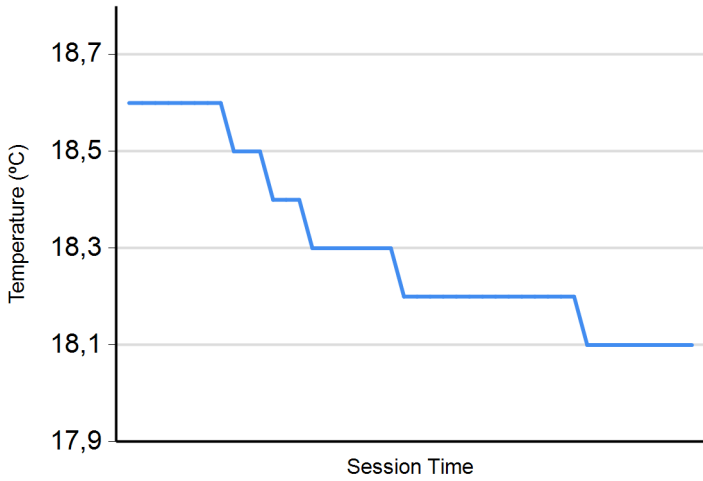
Depance



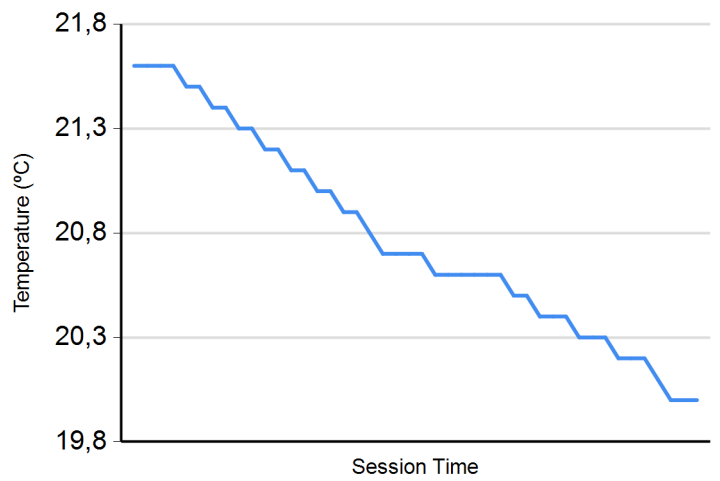
Autodromo Nazionale Monza
 Caterham Cup 420R
 Race - 2
 Weather Report



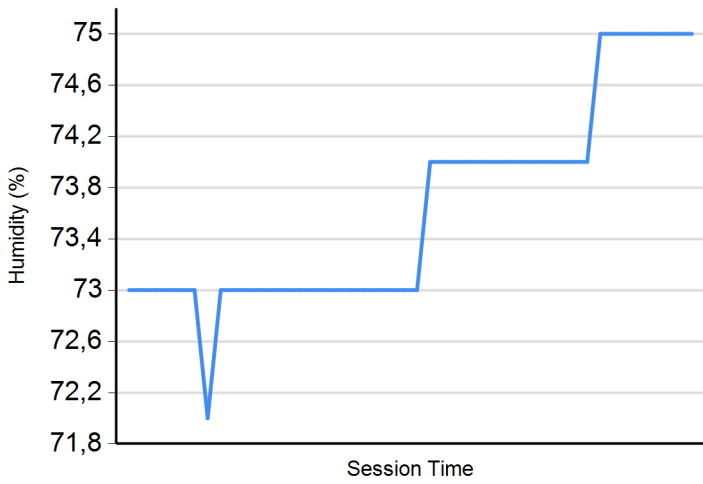
Air Temperature



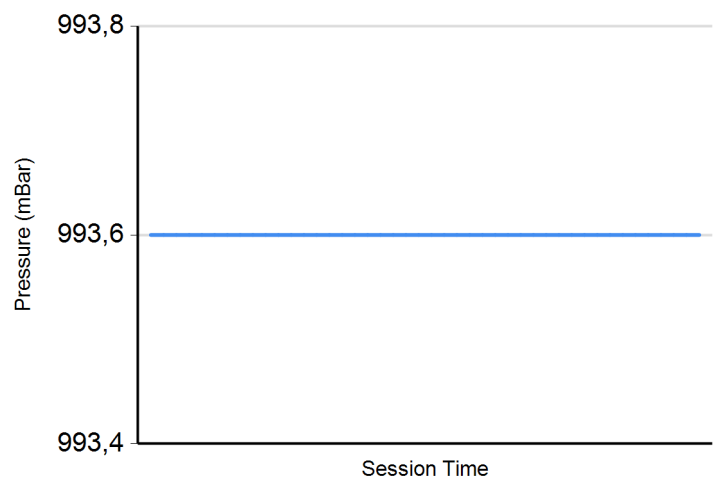
Track Temperature



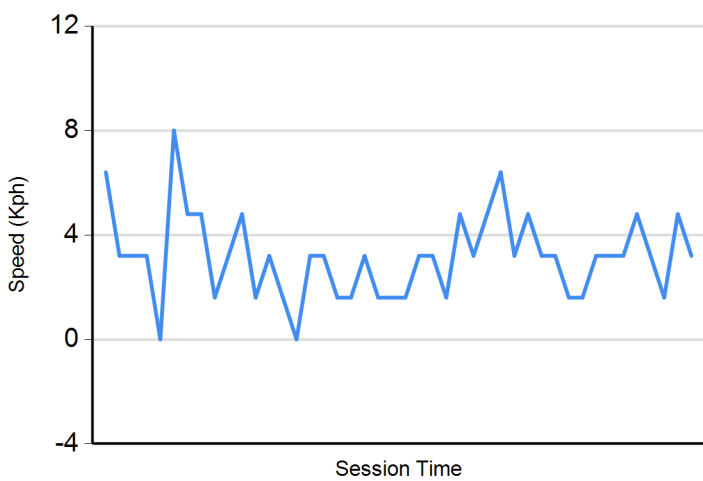
Humidity



Pressure



Wind Speed



Wind direction

